

Six modifiers consisting of filters, intensifier, egg crates & gel holder are included with each HydraPanel unit to adjust the light and get the beam you need from 40° to 100°.

SPECIFICATIONS

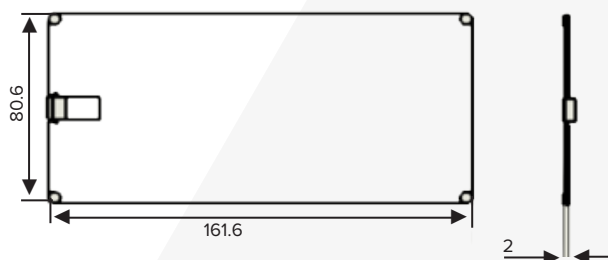
	DiffusorSheet 100 ^{1*}	GelHolder ^{2*}	SoftFrame 100 ^{3*}
Order Code	FP6-DS-100	FP6-GH	FP6-SF-100
Beam Angle	100°	-	100°
Dimensions (L x W x D)	161.6 mm x 80.6 mm x 2 mm / 6.36" x 3.17" x 0.08"		165.9 mm x 84.9 mm x 22 mm / 65.3" x 3.34" x 0.87"

	Intensifier ^{4*}	EggCrate 40 ^{5*}	EggCrate 60 ^{6*}
Order Code	FP6-INT-80	FP6-EGC-40	FP6-EGC-60
Beam Angle	80°	40°	60°
Dimensions (L x W x D)	165.9 mm x 84.9 mm x 22 mm / 65.3" x 3.34" x 0.87"	165.9 mm x 84.9 mm x 10 mm / 65.3" x 3.34" x 0.39"	165.9 mm x 84.9 mm x 12 mm / 65.3" x 3.34" x 0.47"


All specifications provided are typical values and maybe subject to change without prior notice.

DRAWINGS


DiffusorSheet 100



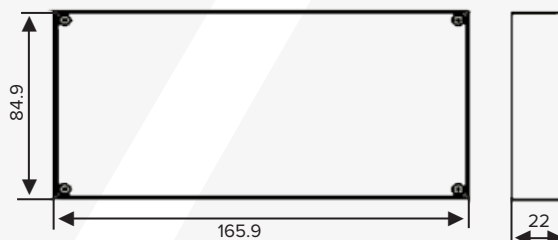
GelHolder



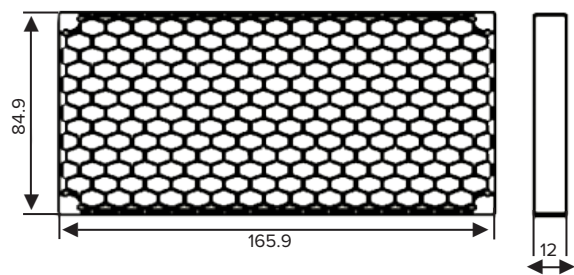
SoftFrame 100



Intensifier



EggCrate 40



EggCrate 60

