Test report

Light measurement results

Print date 10/9/2025

Laboratory and Equipment

Test lab	n/a - serial: n/a sensor serial: n/a
Spectrometer Manufacturer and Model	n/a, n/a – n/a
Measurement date	9/10/2025

Measurement Conditions

Tested c-planes	5 – distance {C_PLANES_DIST}°
Tested gamma angles	361 – {H_PLANES_DIST}°
Input Power	- W

Tested Light Source

Luminaire	QuikBeam
Basic Luminous Shape	SPOT
Item No.	
Manufacturer	Astera

Main Light Measurement Results

Output – Total Lumen (Up% / Down%)	819 lm – 0% / 100%
Efficiency	n/a lm/W
Peak Intensity	18545 cd
Correlated Color Temperature, CCT	2700 K
Color Rendering Index	CRI 0.0

Polar light distribution diagram

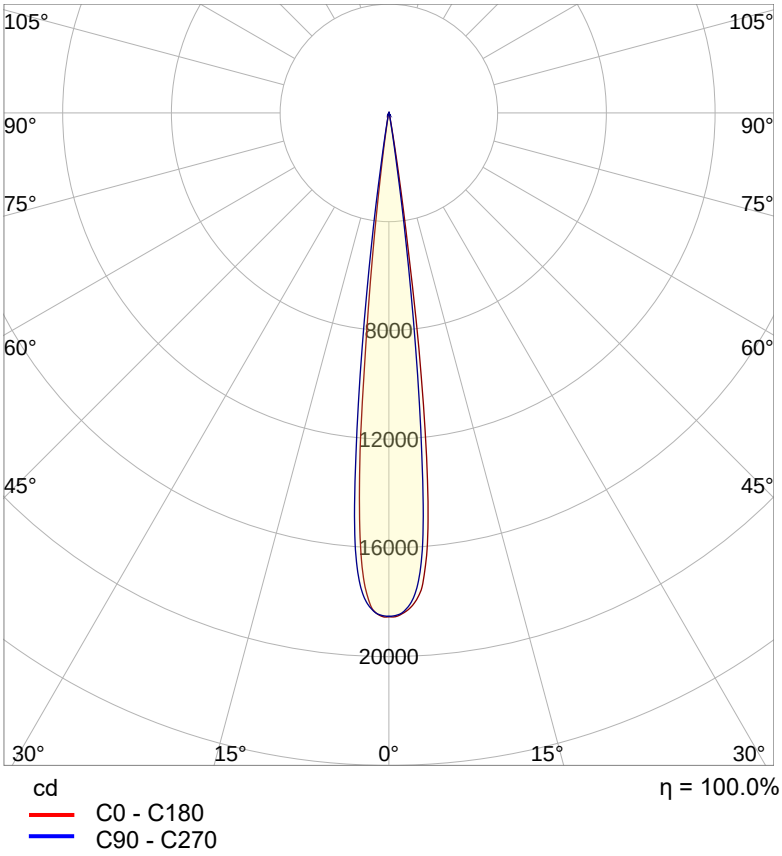

Test report

Light measurement results

Print date 10/9/2025

Beam details

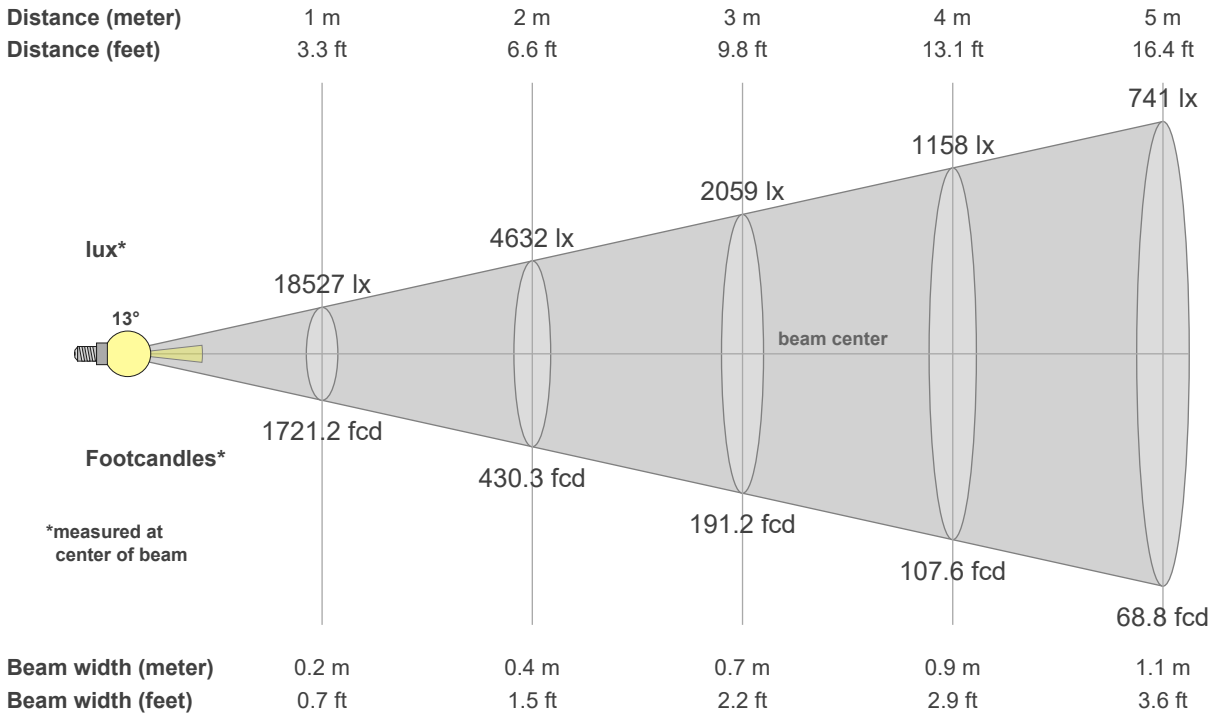

Luminaire budgetary diagram

LAMPS (number of lamps)

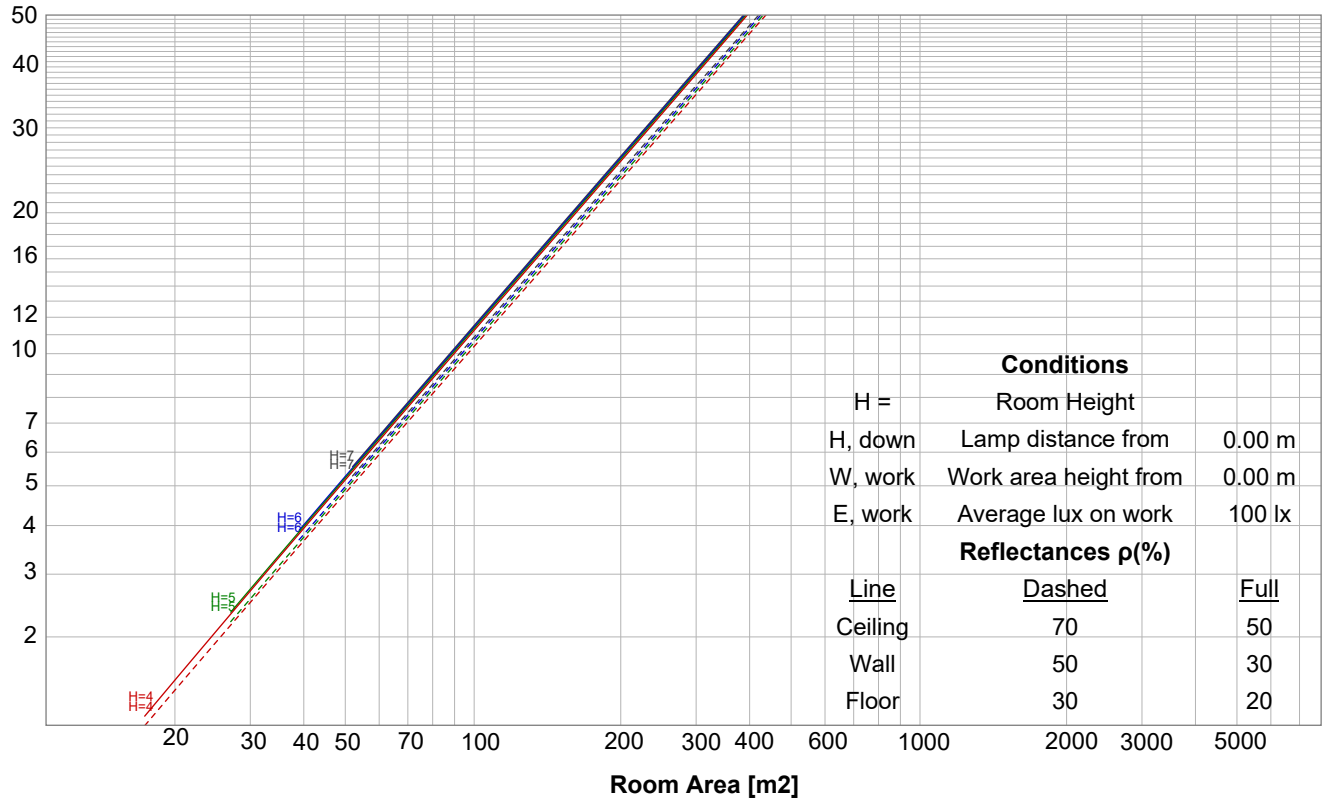

Test report

Light measurement results

Print date 10/9/2025

Iso-intensity Diagram (Iso-candela)

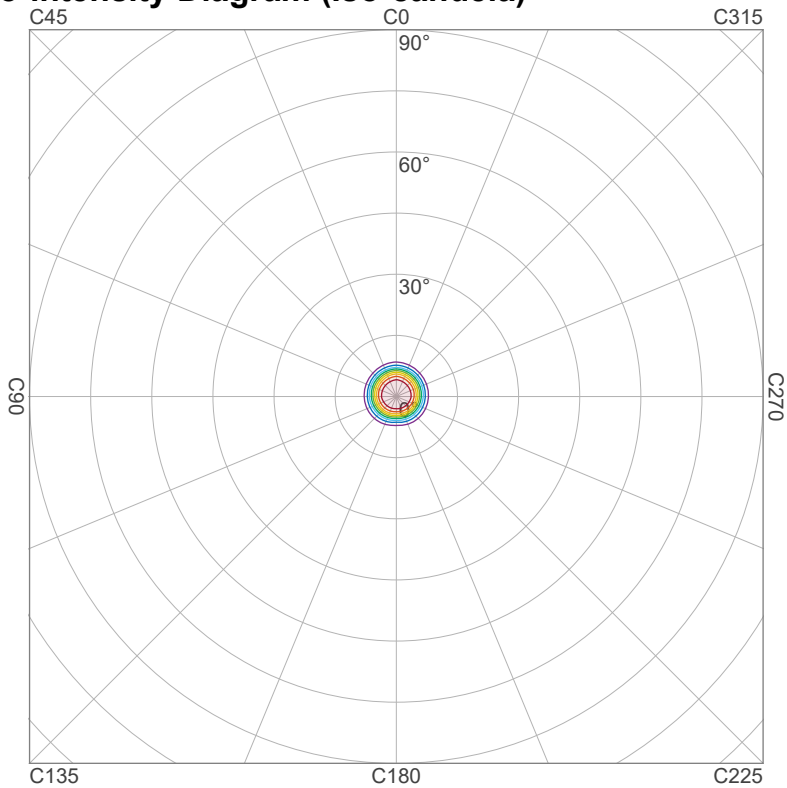

90 %	16674.6 cd
80 %	14821.8 cd
70 %	12969.1 cd
60 %	11116.4 cd
50 %	9263.6 cd
40 %	7410.9 cd
30 %	5558.2 cd
20 %	3705.5 cd
10 %	1852.7 cd

Peak intensity: 18527.3 cd
Number of c-planes: 4

Iso-illuminance Diagram (Iso-lux)

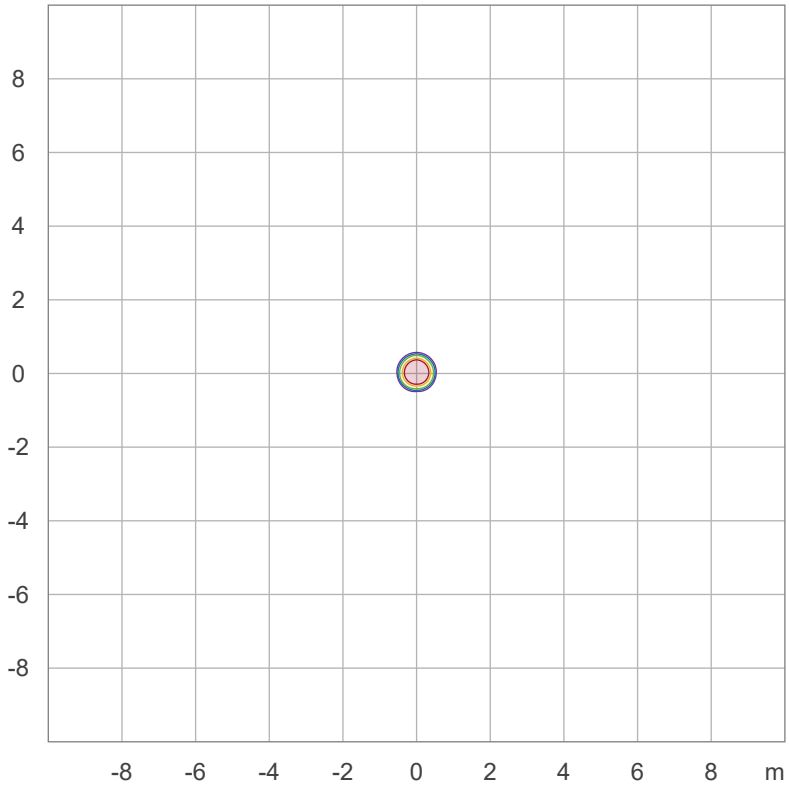

50.0 %	1029.3 lx
30.0 %	617.6 lx
10.0 %	205.9 lx
5.0 %	102.9 lx
3.0 %	61.8 lx

Peak illuminance: 2058.6 lx
Mounting height: 3.0 m
Number of c-planes: 4

Linear intensity distribution

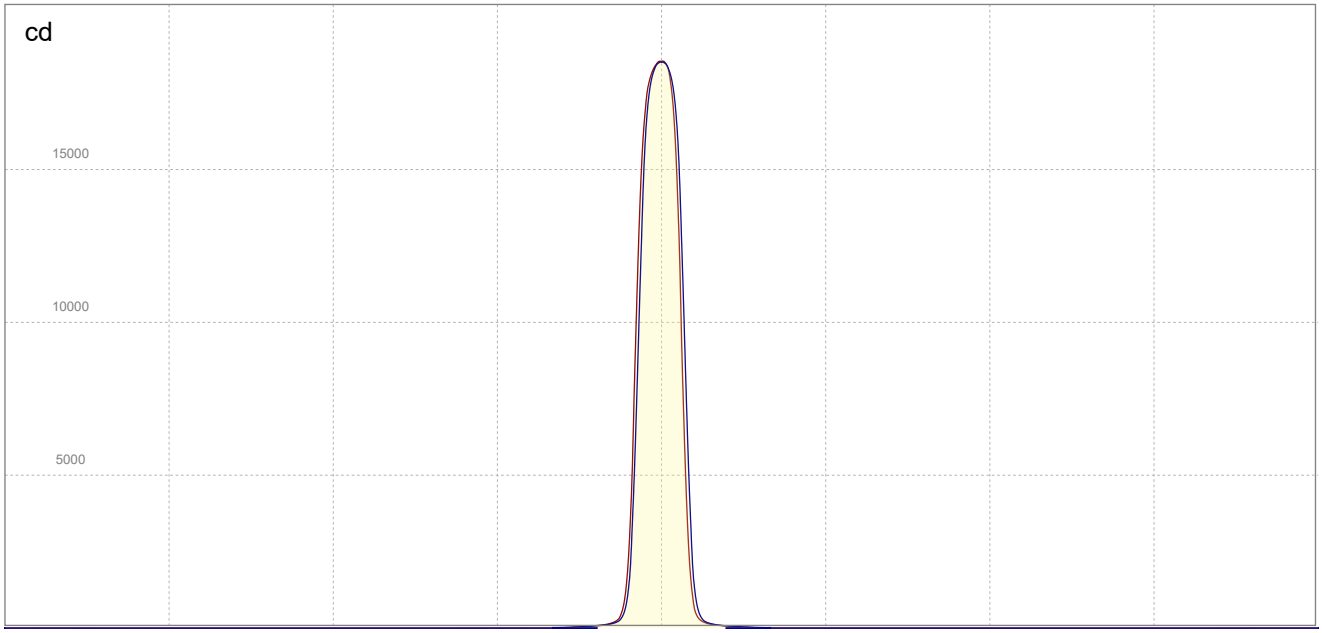

C0 - C180
C90 - C270

IESNA TM-15-07 Luminaire Classification System For Outdoor Luminaires

BUG rating B1 U0 G0

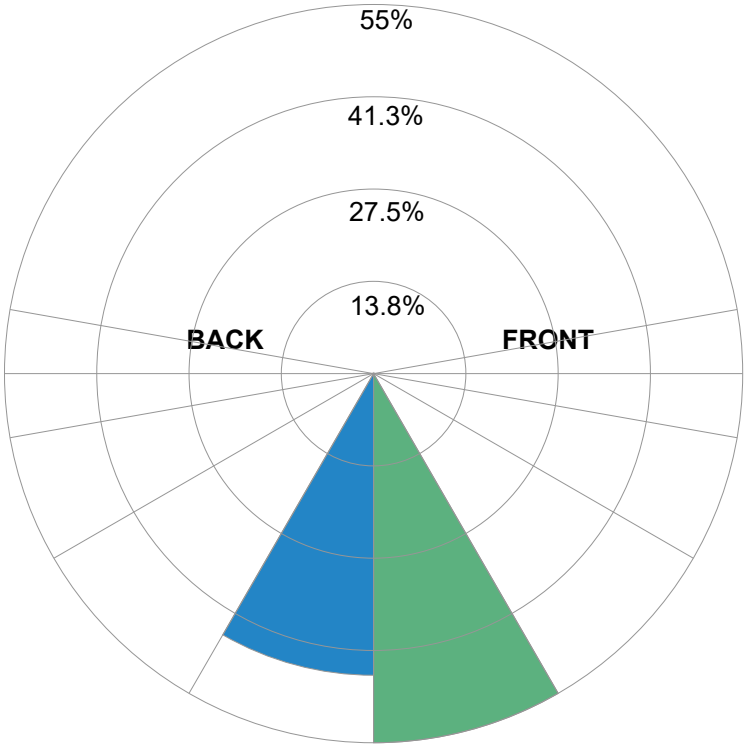

Forward Light			
Low (0-30°)	450.4	lm	55%
Medium (30-60°)	0.2	lm	0%
High (60-80°)	0	lm	0%
Very High	0	lm	0%
Back Light			
Low (0-30°)	368	lm	44.9%
Medium (30-60°)	0.2	lm	0%
High (60-80°)	0	lm	0%
Very High	0	lm	0%
Uplight			
Low (90-100°)	0	lm	0%
High (100-180°)	0	lm	0%
Total			
Sum	819	lm	100%

Test report

Light measurement results

Print date 10/9/2025

Laboratory and Equipment

Test lab	n/a - serial: n/a sensor serial: n/a
Spectrometer Manufacturer and Model	n/a, n/a – n/a
Measurement date	9/10/2025

Measurement Conditions

Tested c-planes	5 – distance {C_PLANES_DIST}°
Tested gamma angles	361 – {H_PLANES_DIST}°
Input Power	- W

Tested Light Source

Luminaire	QuikBeam
Basic Luminous Shape	SPOT
Item No.	
Manufacturer	Astera

Main Light Measurement Results

Output – Total Lumen (Up% / Down%)	864 lm – 0% / 100%
Efficiency	n/a lm/W
Peak Intensity	19575 cd
Correlated Color Temperature, CCT	3200 K
Color Rendering Index	CRI 0.0

Polar light distribution diagram

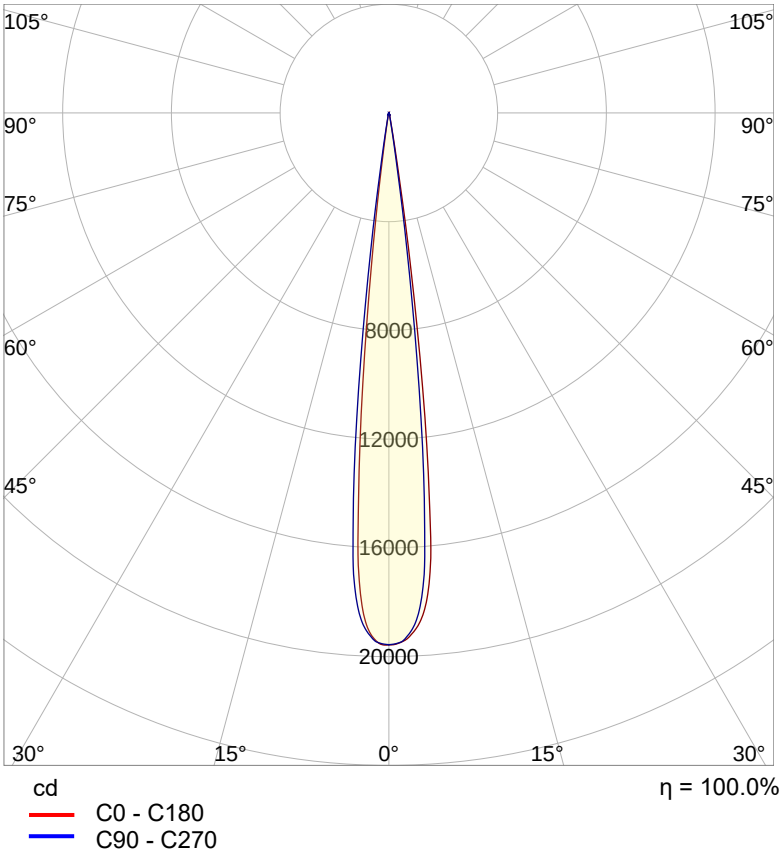

Test report

Light measurement results

Print date 10/9/2025

Beam details

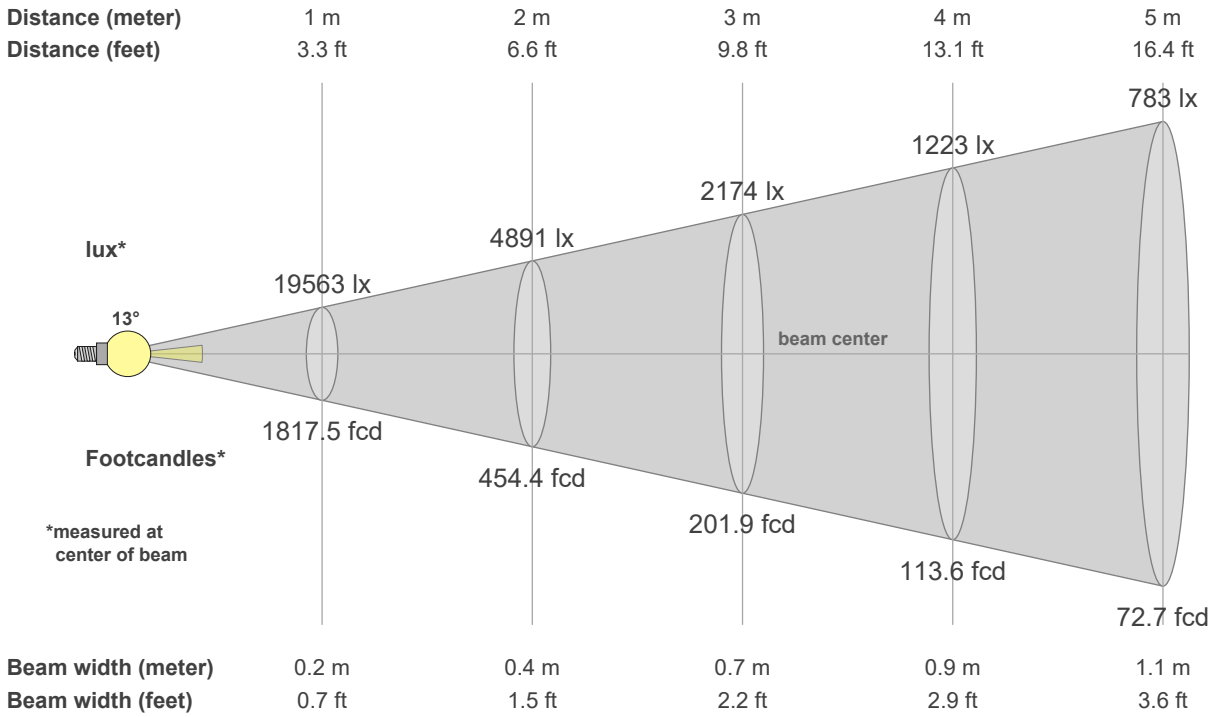

Luminaire budgetary diagram

LAMPS (number of lamps)

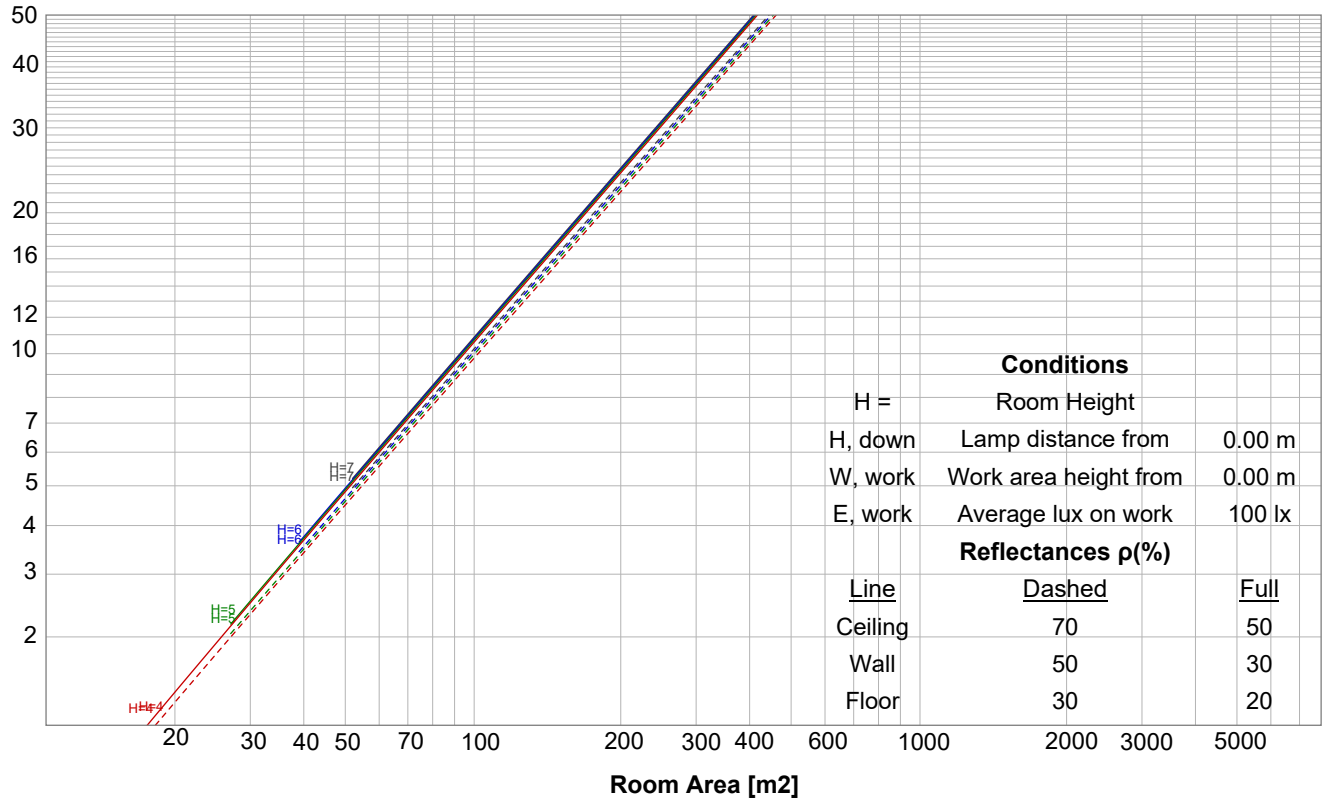

Test report

Light measurement results

Print date 10/9/2025

Iso-intensity Diagram (Iso-candela)

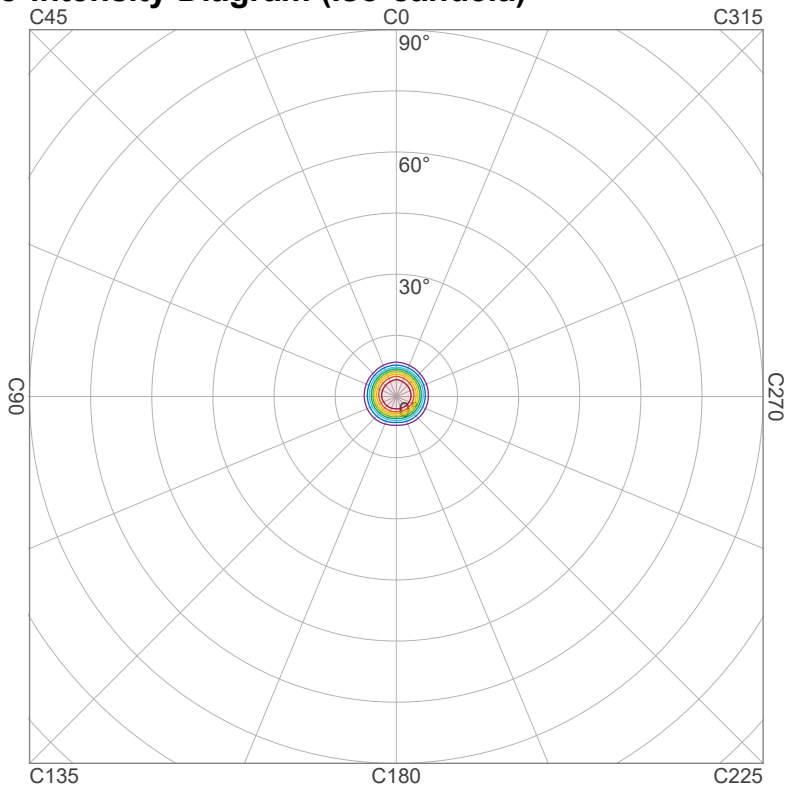

90 %	17606.7 cd
80 %	15650.4 cd
70 %	13694.1 cd
60 %	11737.8 cd
50 %	9781.5 cd
40 %	7825.2 cd
30 %	5868.9 cd
20 %	3912.6 cd
10 %	1956.3 cd

Peak intensity: 19563.0 cd
Number of c-planes: 4

Iso-illuminance Diagram (Iso-lux)

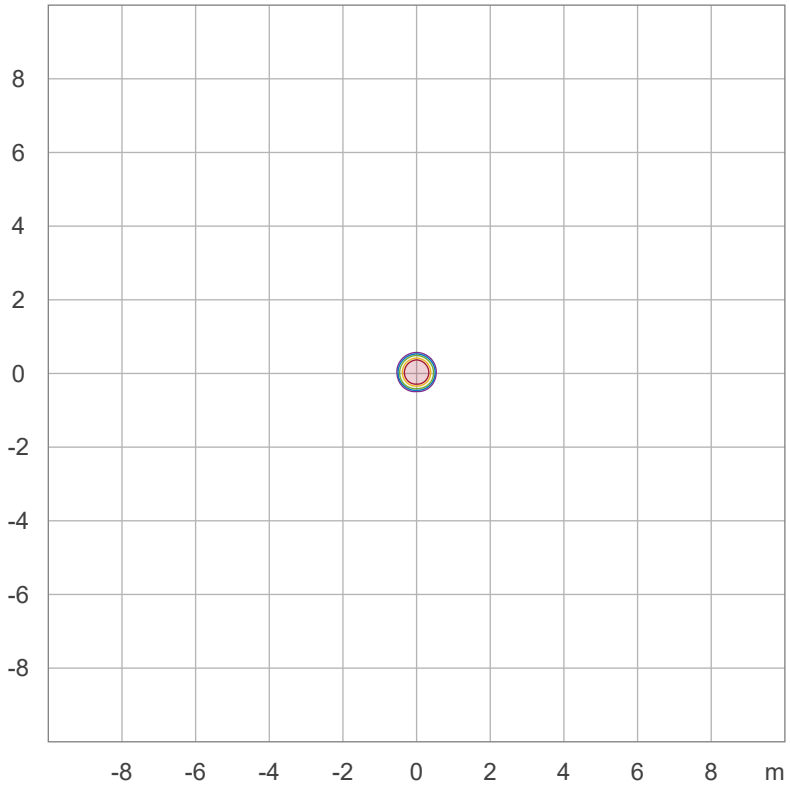

50.0 %	1086.8 lx
30.0 %	652.1 lx
10.0 %	217.4 lx
5.0 %	108.7 lx
3.0 %	65.2 lx

Peak illuminance: 2173.7 lx
Mounting height: 3.0 m
Number of c-planes: 4

Linear intensity distribution

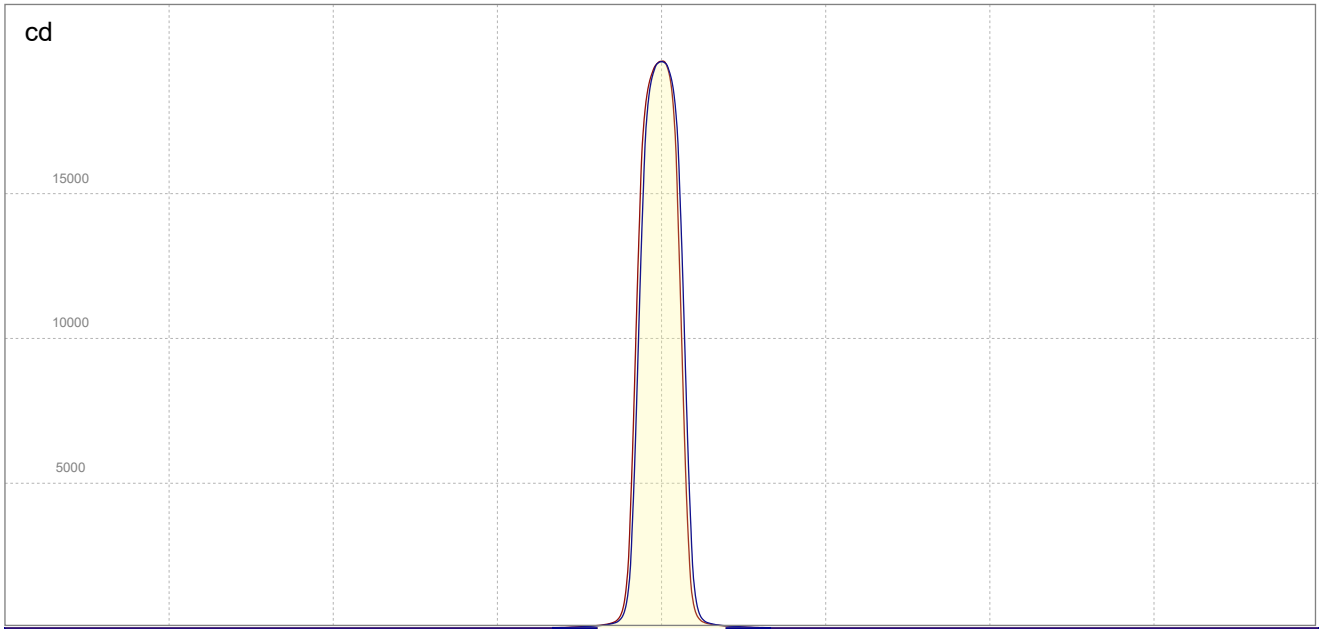

C0 - C180
C90 - C270

IESNA TM-15-07 Luminaire Classification System For Outdoor Luminaires

BUG rating B1 U0 G0

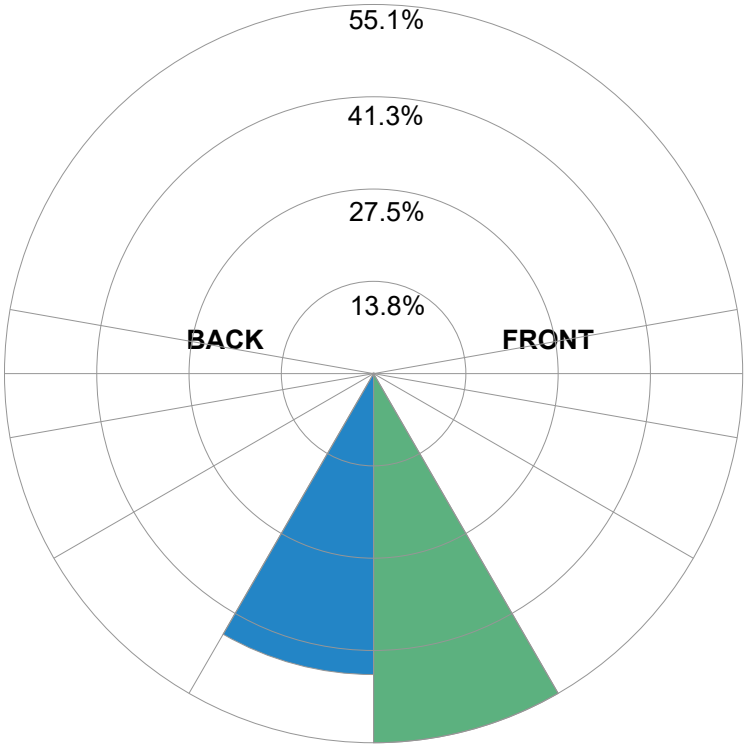

Forward Light			
Low (0-30°)	475.6	lm	55.1%
Medium (30-60°)	0.2	lm	0%
High (60-80°)	0	lm	0%
Very High	0	lm	0%
Back Light			
Low (0-30°)	387.7	lm	44.9%
Medium (30-60°)	0.2	lm	0%
High (60-80°)	0	lm	0%
Very High	0	lm	0%
Uplight			
Low (90-100°)	0	lm	0%
High (100-180°)	0	lm	0%
Total			
Sum	864	lm	100%

Test report

Light measurement results

Print date 10/9/2025

Laboratory and Equipment

Test lab	n/a - serial: n/a sensor serial: n/a
Spectrometer Manufacturer and Model	n/a, n/a – n/a
Measurement date	9/10/2025

Measurement Conditions

Tested c-planes	5 – distance {C_PLANES_DIST}°
Tested gamma angles	361 – {H_PLANES_DIST}°
Input Power	- W

Tested Light Source

Luminaire	QuikBeam
Basic Luminous Shape	SPOT
Item No.	
Manufacturer	Astera

Main Light Measurement Results

Output – Total Lumen (Up% / Down%)	900 lm – 0% / 100%
Efficiency	n/a lm/W
Peak Intensity	20312 cd
Correlated Color Temperature, CCT	4000 K
Color Rendering Index	CRI 0.0

Polar light distribution diagram

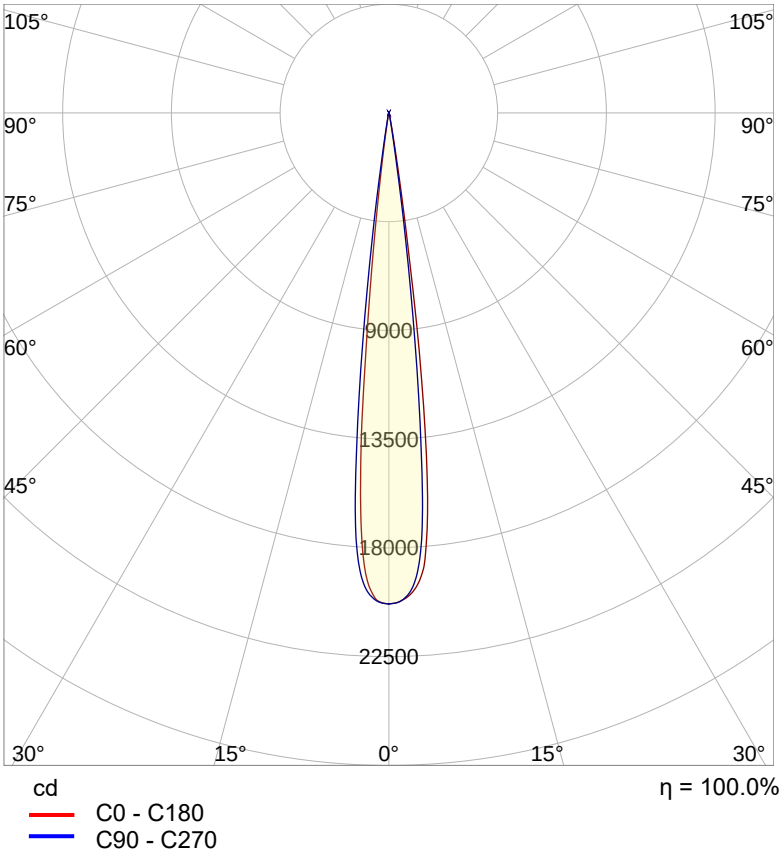

Test report

Light measurement results

Print date 10/9/2025

Beam details

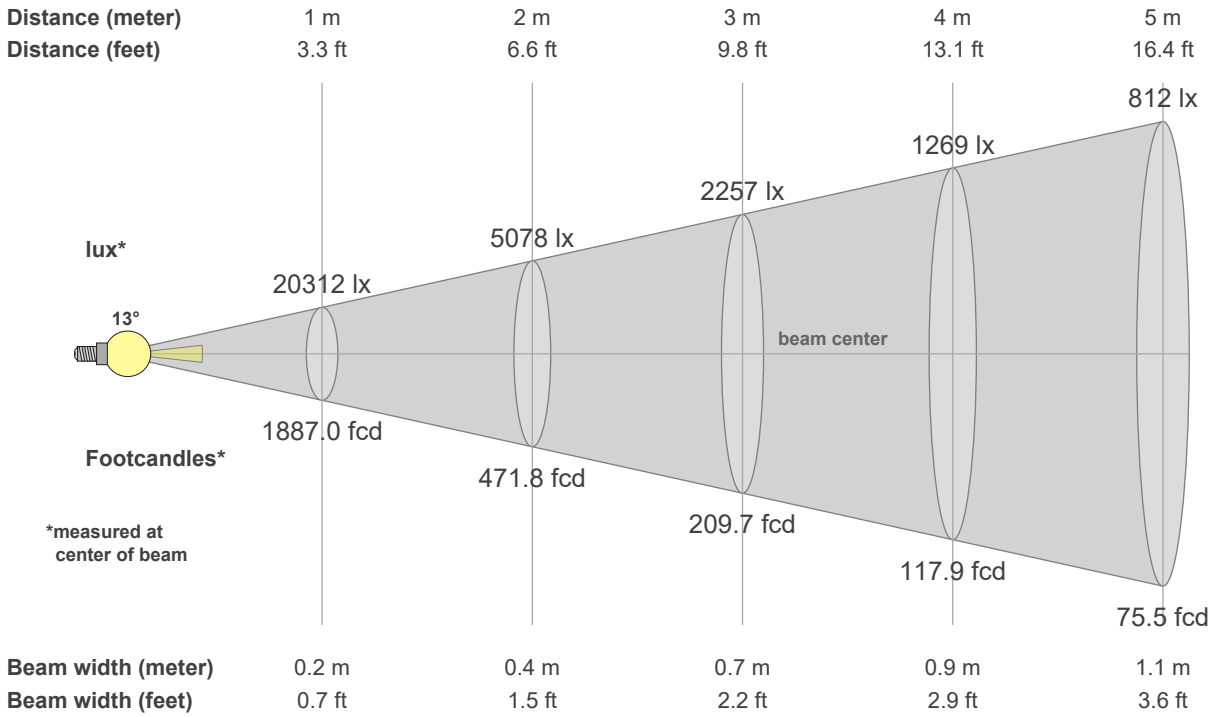

Luminaire budgetary diagram

LAMPS (number of lamps)

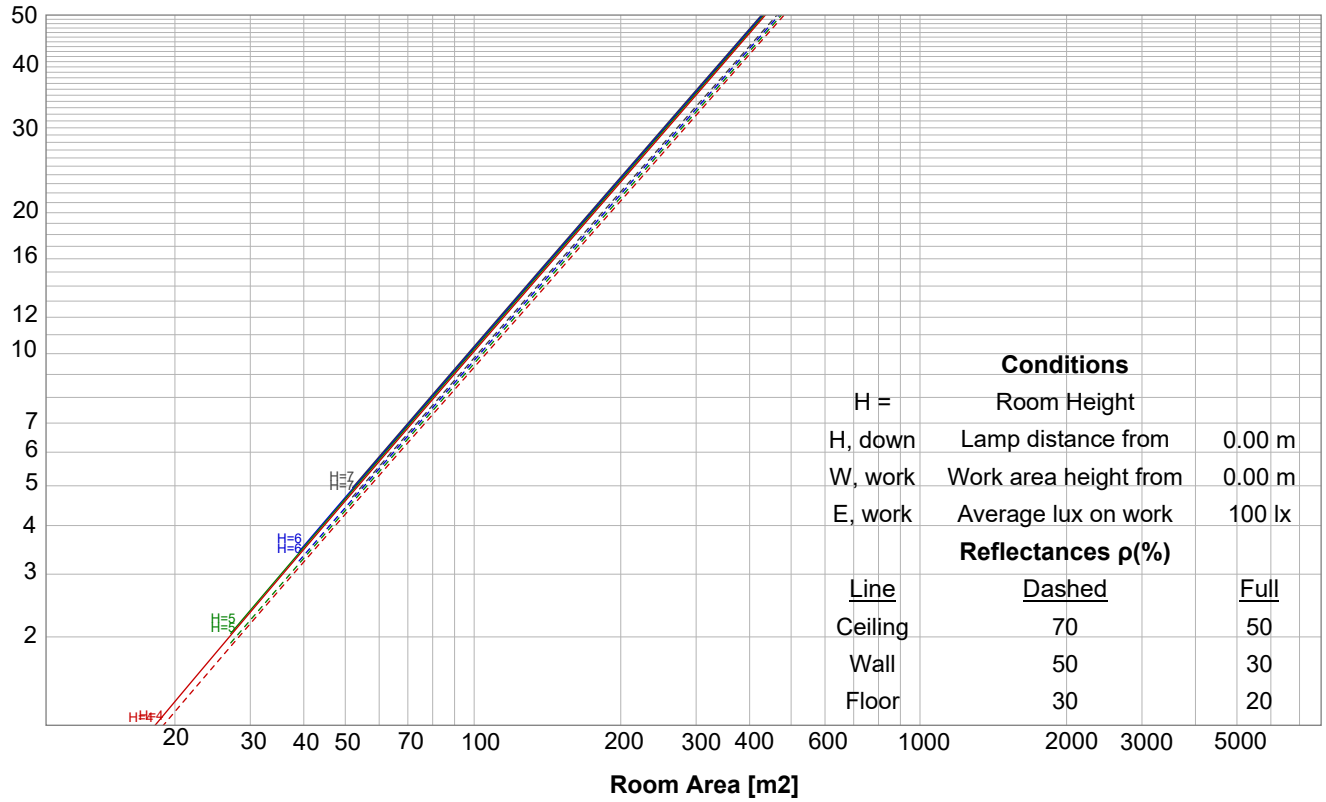

Test report

Light measurement results

Print date 10/9/2025

Iso-intensity Diagram (Iso-candela)

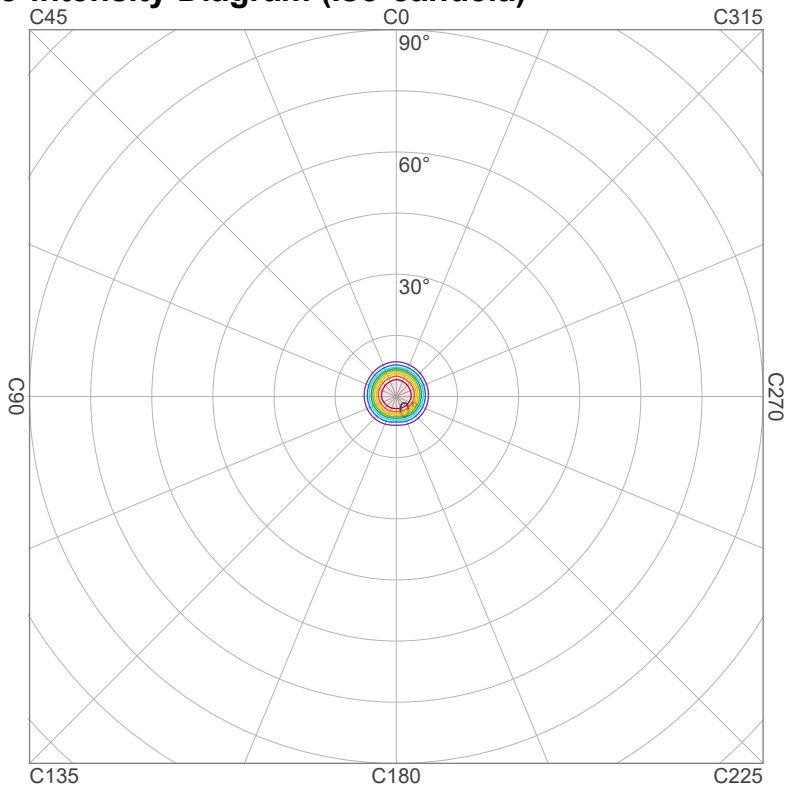

90 %	18280.5 cd
80 %	16249.3 cd
70 %	14218.1 cd
60 %	12187.0 cd
50 %	10155.8 cd
40 %	8124.6 cd
30 %	6093.5 cd
20 %	4062.3 cd
10 %	2031.2 cd

Peak intensity: 20311.6 cd
Number of c-planes: 4

Iso-illuminance Diagram (Iso-lux)

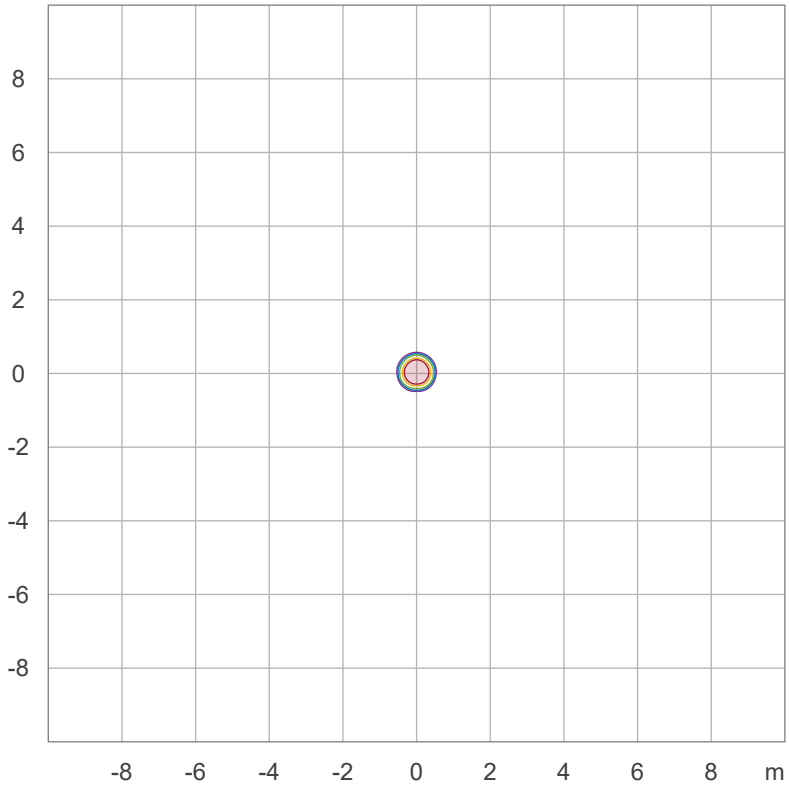

50.0 %	1128.4 lx
30.0 %	677.1 lx
10.0 %	225.7 lx
5.0 %	112.8 lx
3.0 %	67.7 lx

Peak illuminance: 2256.8 lx
Mounting height: 3.0 m
Number of c-planes: 4

Linear intensity distribution

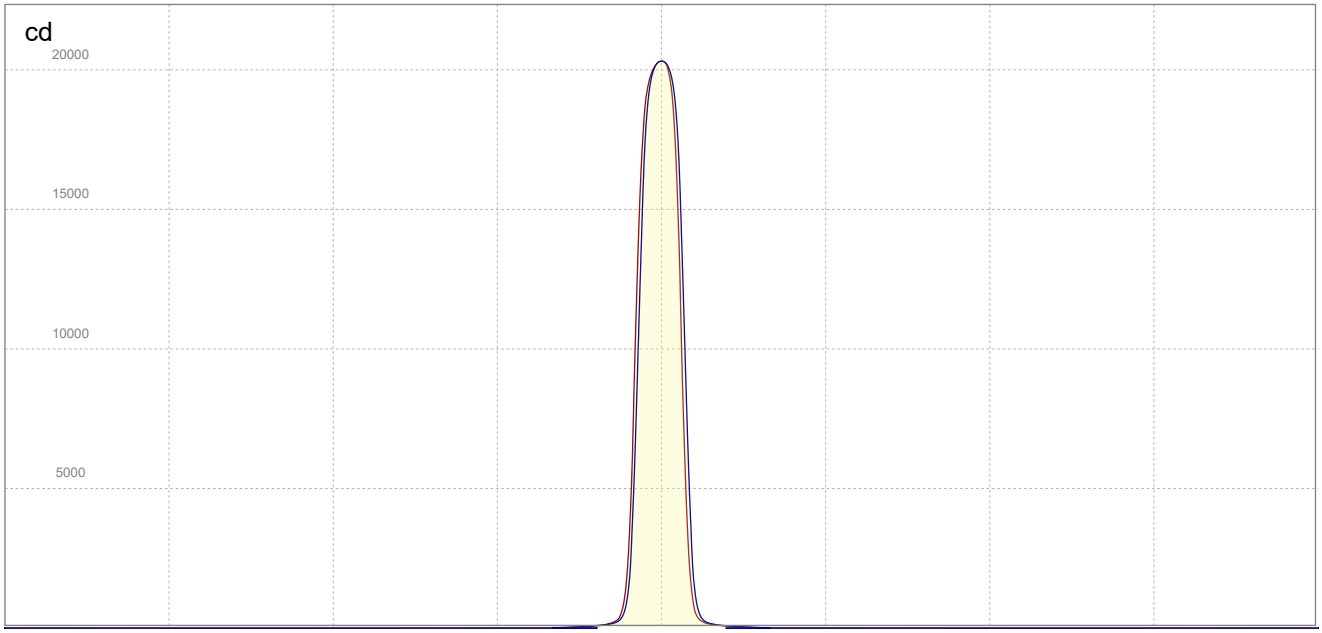

C0 - C180
C90 - C270

IESNA TM-15-07 Luminaire Classification System For Outdoor Luminaires

BUG rating B1 U0 G0

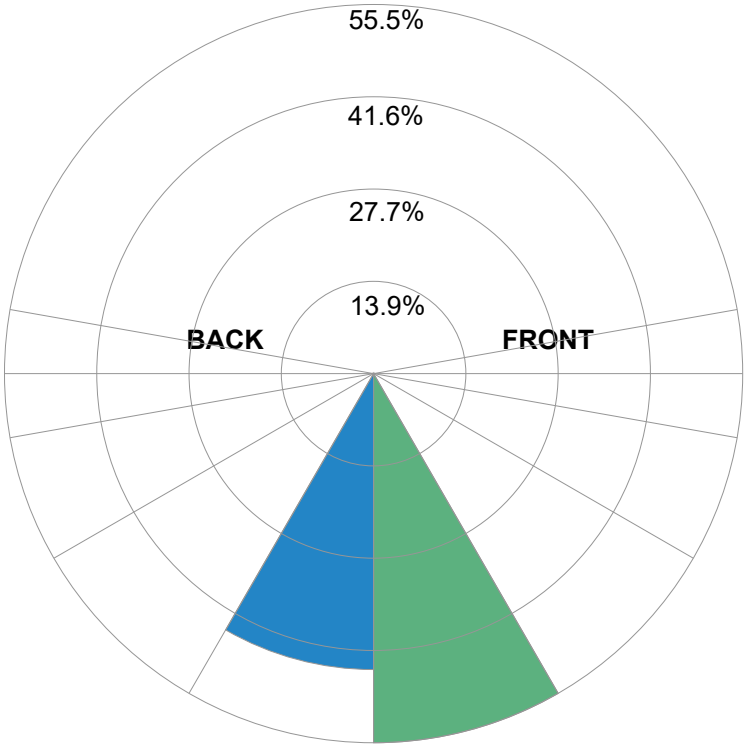

Forward Light			
Low (0-30°)	499.6	lm	55.5%
Medium (30-60°)	0.2	lm	0%
High (60-80°)	0	lm	0%
Very High	0	lm	0%
Back Light			
Low (0-30°)	400.5	lm	44.5%
Medium (30-60°)	0.2	lm	0%
High (60-80°)	0	lm	0%
Very High	0	lm	0%
Uplight			
Low (90-100°)	0	lm	0%
High (100-180°)	0	lm	0%
Total			
Sum	900	lm	100%

Test report

Light measurement results

Print date 10/9/2025

Laboratory and Equipment

Test lab	n/a - serial: n/a sensor serial: n/a
Spectrometer Manufacturer and Model	n/a, n/a – n/a
Measurement date	9/10/2025

Measurement Conditions

Tested c-planes	5 – distance {C_PLANES_DIST}°
Tested gamma angles	361 – {H_PLANES_DIST}°
Input Power	- W

Tested Light Source

Luminaire	QuikBeam
Basic Luminous Shape	SPOT
Item No.	
Manufacturer	Astera

Main Light Measurement Results

Output – Total Lumen (Up% / Down%)	918 lm – 0% / 100%
Efficiency	n/a lm/W
Peak Intensity	20663 cd
Correlated Color Temperature, CCT	5500 K
Color Rendering Index	CRI 0.0

Polar light distribution diagram

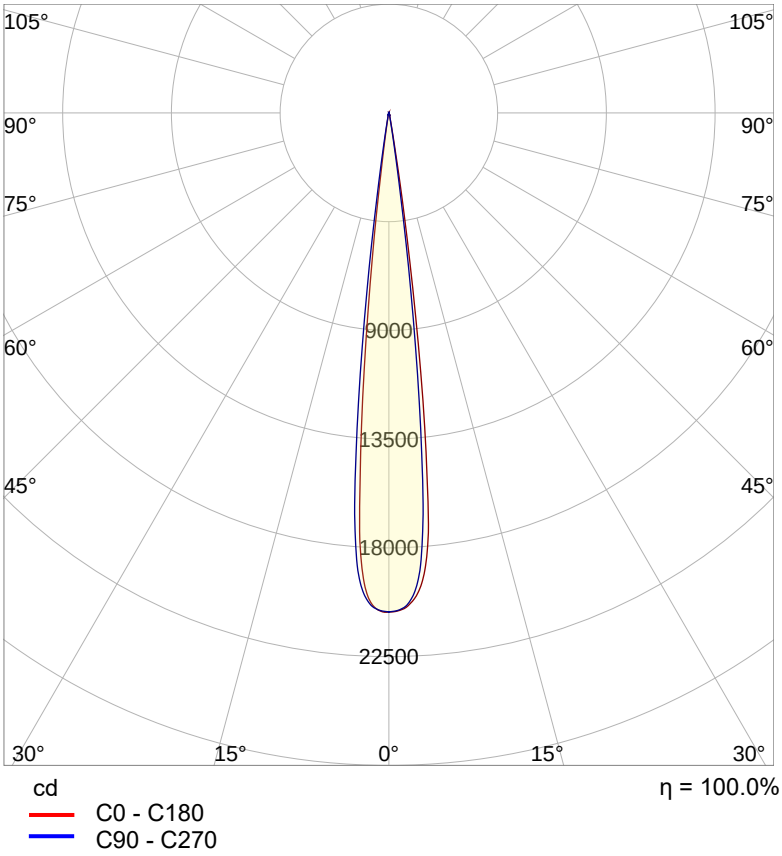

Test report

Light measurement results

Print date 10/9/2025

Beam details

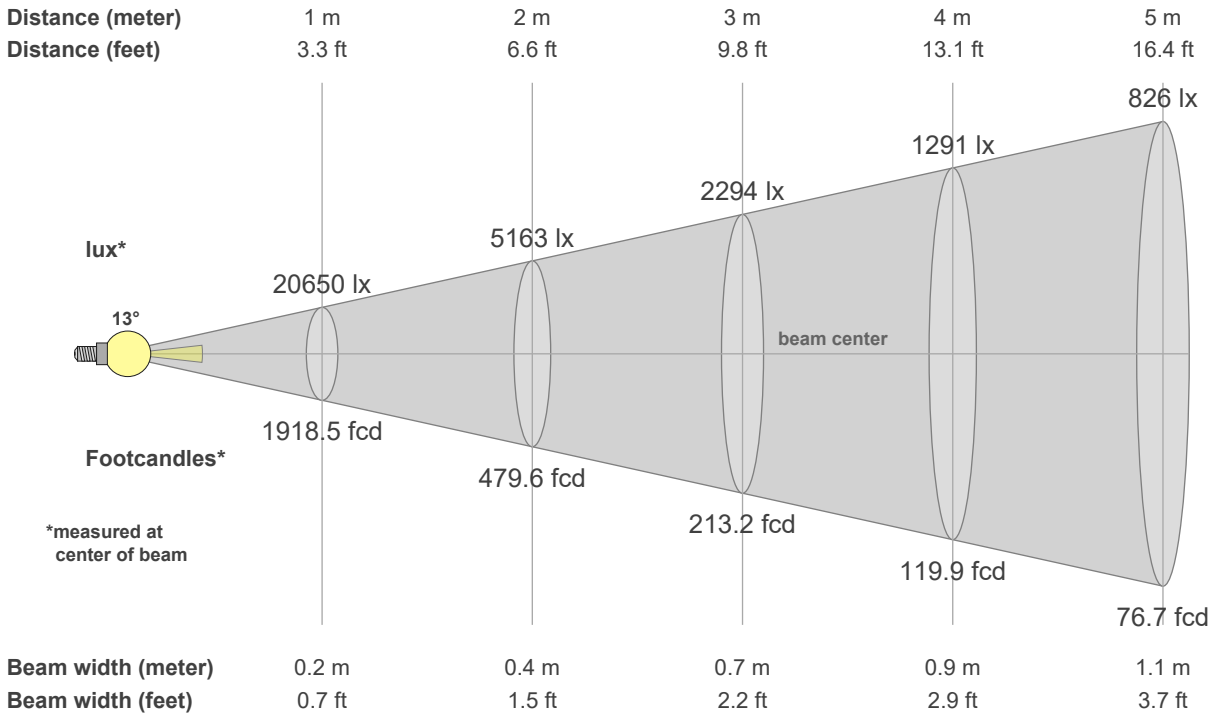

Luminaire budgetary diagram

LAMPS (number of lamps)

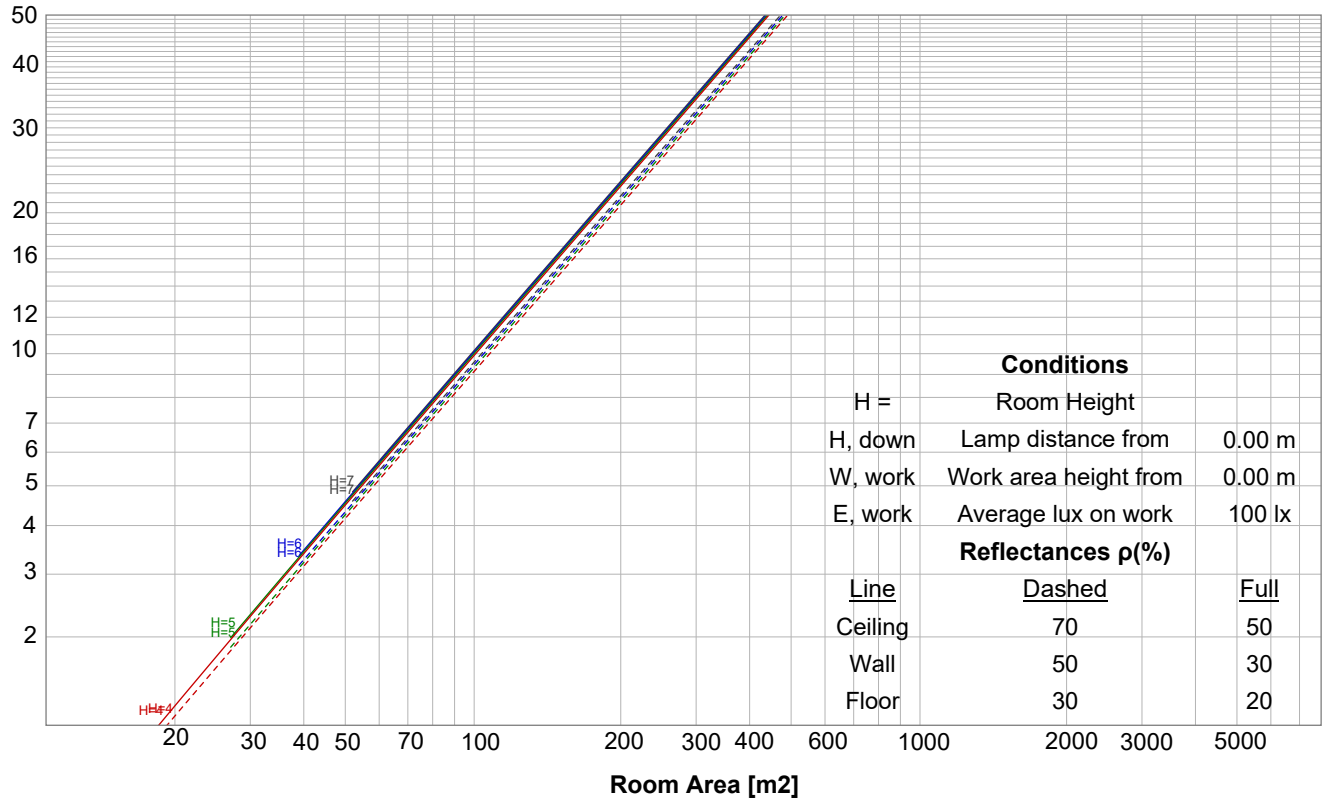

Test report

Light measurement results

Print date 10/9/2025

Iso-intensity Diagram (Iso-candela)

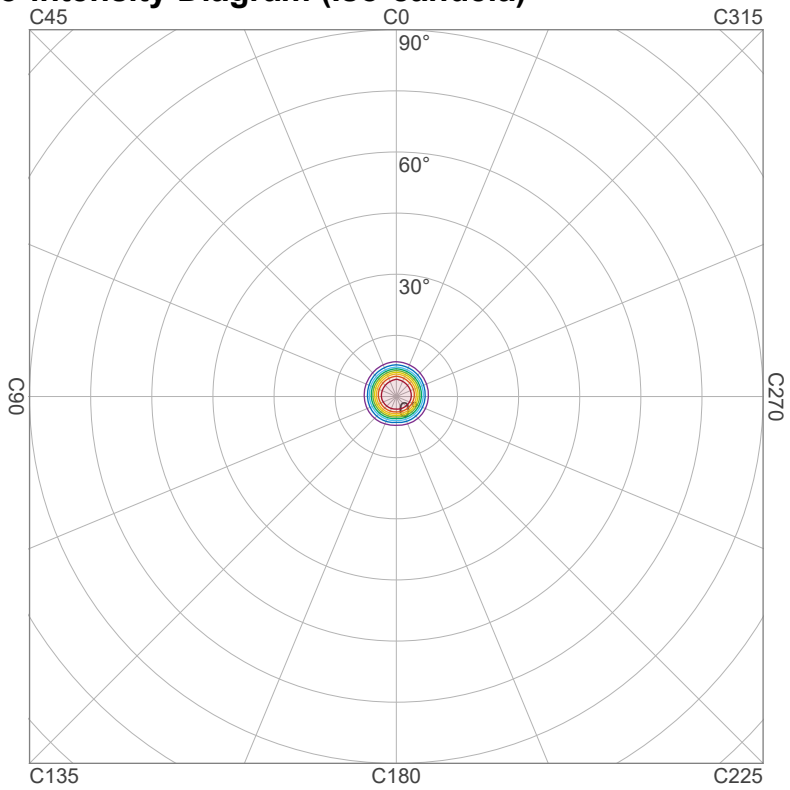

90 %	18585.1 cd
80 %	16520.1 cd
70 %	14455.1 cd
60 %	12390.1 cd
50 %	10325.0 cd
40 %	8260.0 cd
30 %	6195.0 cd
20 %	4130.0 cd
10 %	2065.0 cd

Peak intensity: 20650.1 cd
Number of c-planes: 4

Iso-illuminance Diagram (Iso-lux)

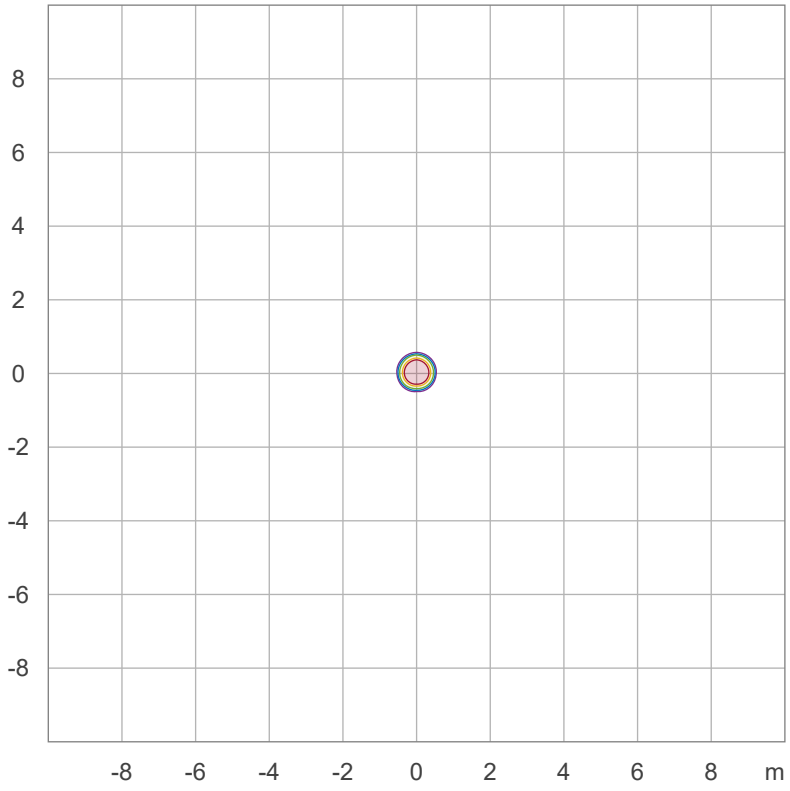

50.0 %	1147.2 lx
30.0 %	688.3 lx
10.0 %	229.4 lx
5.0 %	114.7 lx
3.0 %	68.8 lx

Peak illuminance: 2294.5 lx
Mounting height: 3.0 m
Number of c-planes: 4

Linear intensity distribution

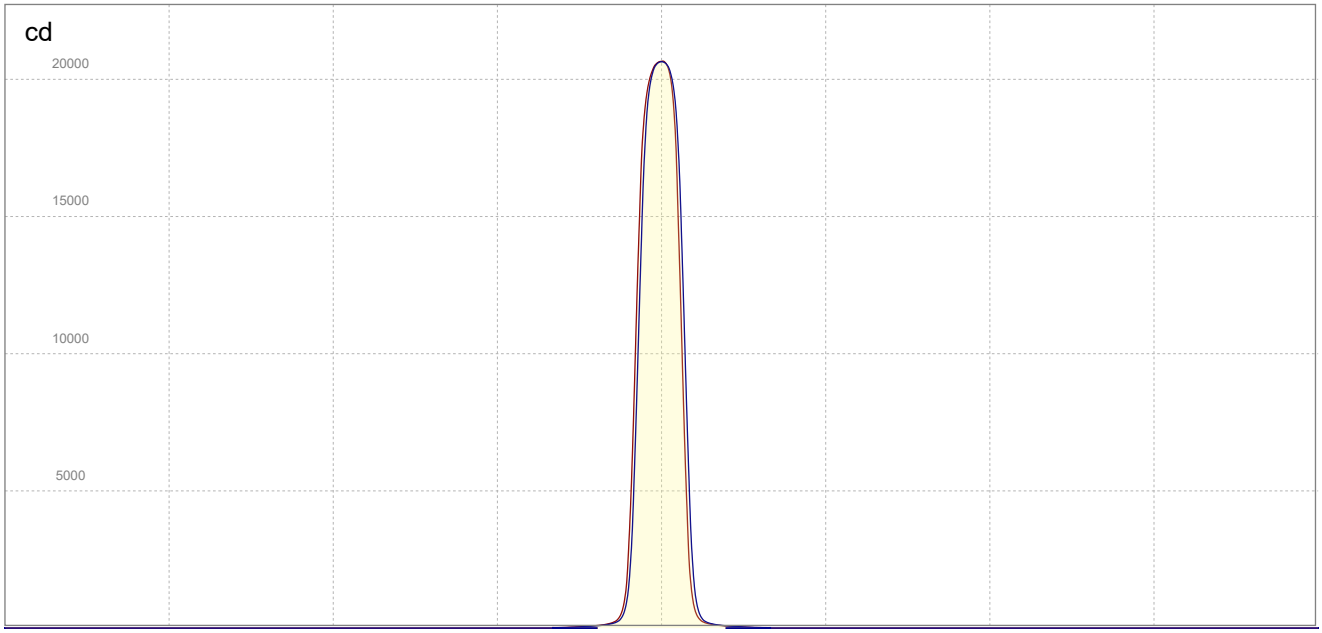

C0 - C180
C90 - C270

IESNA TM-15-07 Luminaire Classification System For Outdoor Luminaires

BUG rating B1 U0 G0

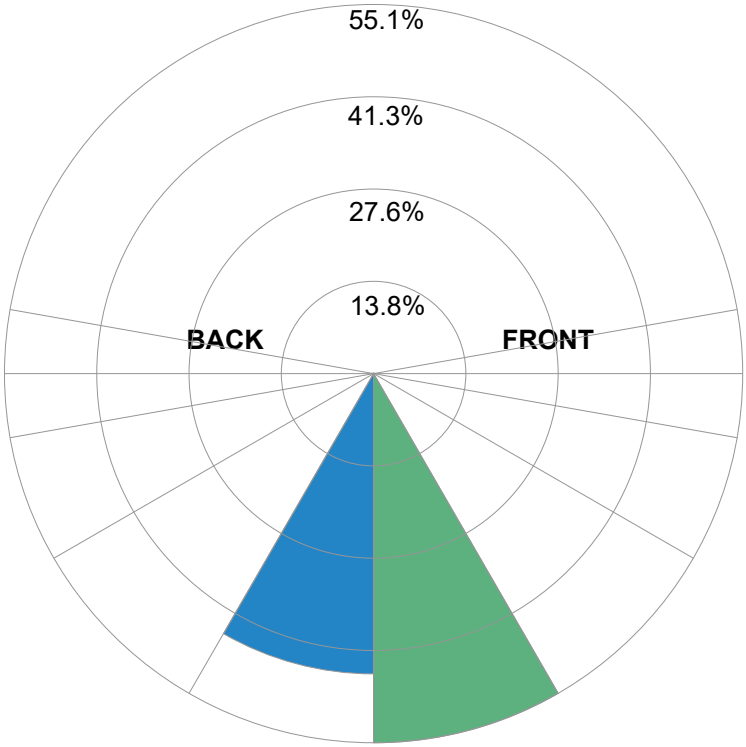

Forward Light			
Low (0-30°)	505.9	lm	55.1%
Medium (30-60°)	0.2	lm	0%
High (60-80°)	0	lm	0%
Very High	0	lm	0%
Back Light			
Low (0-30°)	411.5	lm	44.8%
Medium (30-60°)	0.2	lm	0%
High (60-80°)	0	lm	0%
Very High	0	lm	0%
Uplight			
Low (90-100°)	0	lm	0%
High (100-180°)	0	lm	0%
Total			
Sum	918	lm	100%

Test report

Light measurement results

Print date 10/9/2025

Laboratory and Equipment

Test lab	n/a - serial: n/a sensor serial: n/a
Spectrometer Manufacturer and Model	n/a, n/a – n/a
Measurement date	9/10/2025

Measurement Conditions

Tested c-planes	5 – distance {C_PLANES_DIST}°
Tested gamma angles	361 – {H_PLANES_DIST}°
Input Power	- W

Tested Light Source

Luminaire	QuikBeam
Basic Luminous Shape	SPOT
Item No.	
Manufacturer	Astera

Main Light Measurement Results

Output – Total Lumen (Up% / Down%)	915 lm – 0% / 100%
Efficiency	n/a lm/W
Peak Intensity	20564 cd
Correlated Color Temperature, CCT	6500 K
Color Rendering Index	CRI 0.0

Polar light distribution diagram

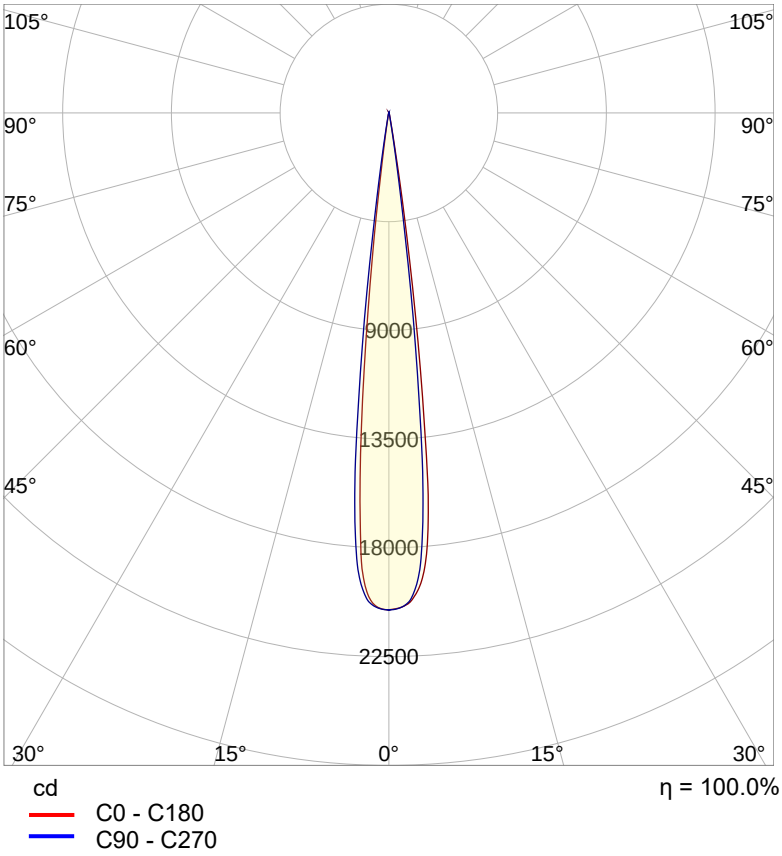

Test report

Light measurement results

Print date 10/9/2025

Beam details

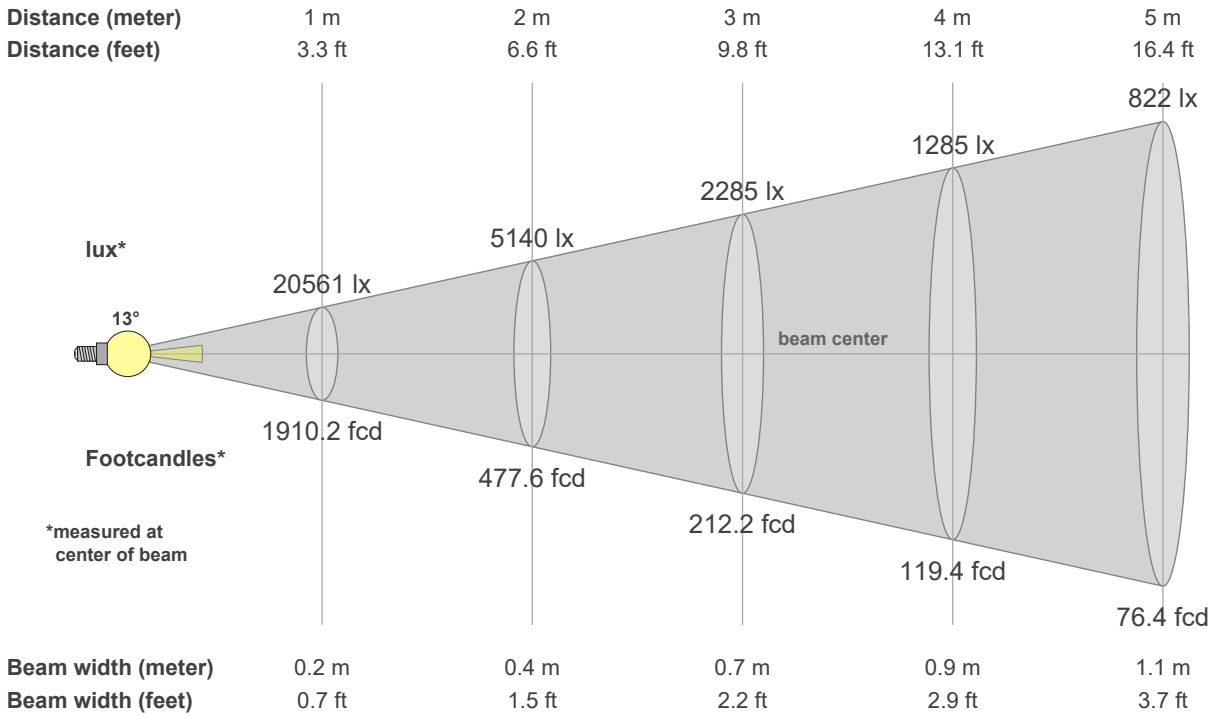

Luminaire budgetary diagram

LAMPS (number of lamps)

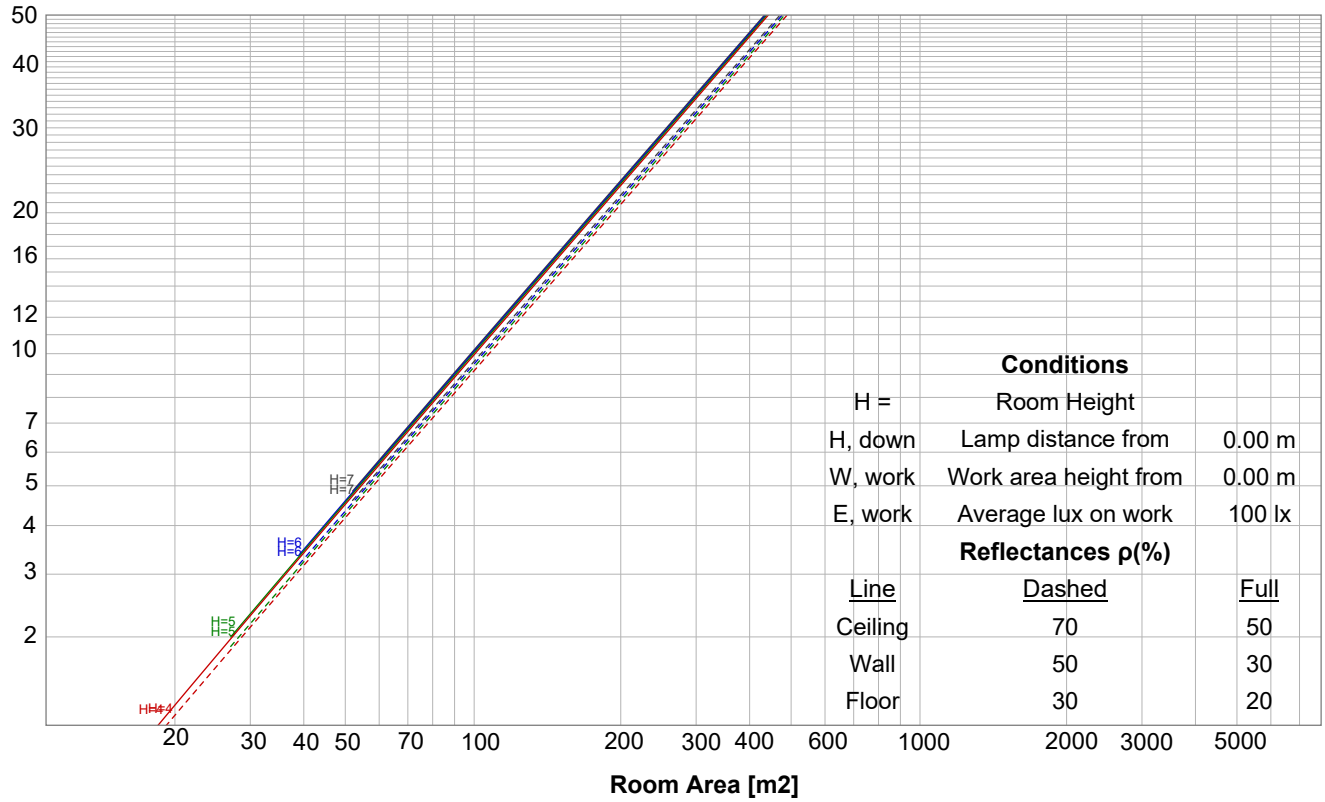

Test report

Light measurement results

Print date 10/9/2025

Iso-intensity Diagram (Iso-candela)

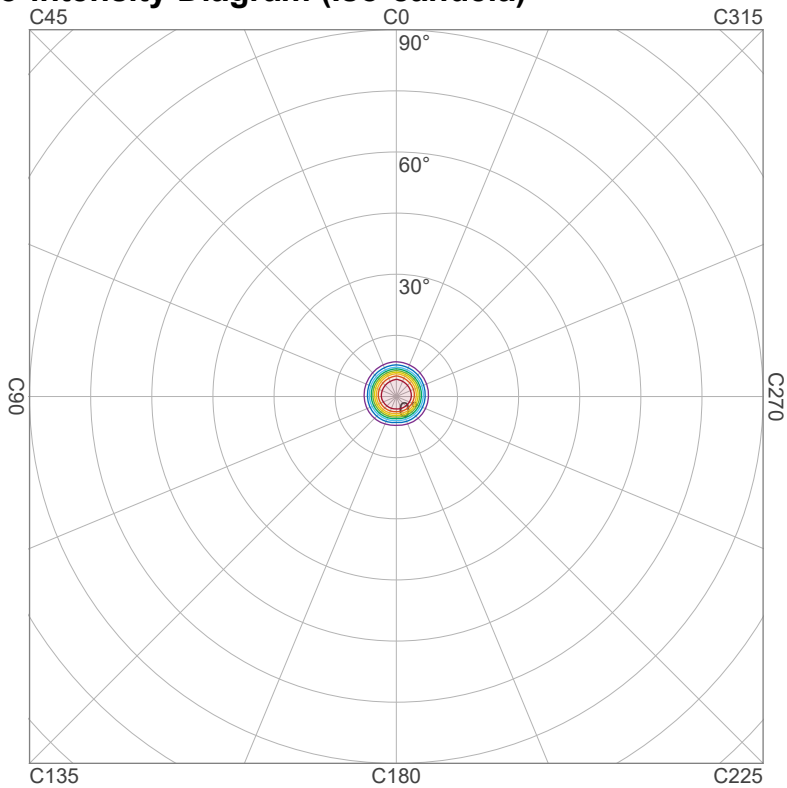

90 %	18505.3 cd
80 %	16449.2 cd
70 %	14393.0 cd
60 %	12336.9 cd
50 %	10280.7 cd
40 %	8224.6 cd
30 %	6168.4 cd
20 %	4112.3 cd
10 %	2056.1 cd

Peak intensity: 20561.5 cd
Number of c-planes: 4

Iso-illuminance Diagram (Iso-lux)

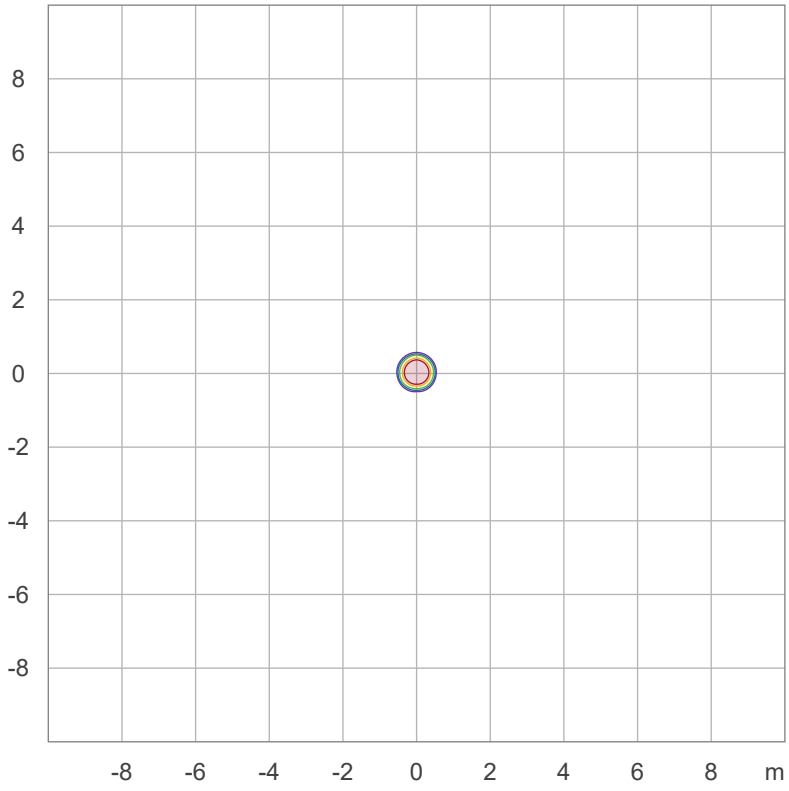

50.0 %	1142.3 lx
30.0 %	685.4 lx
10.0 %	228.5 lx
5.0 %	114.2 lx
3.0 %	68.5 lx

Peak illuminance: 2284.6 lx
Mounting height: 3.0 m
Number of c-planes: 4

Linear intensity distribution

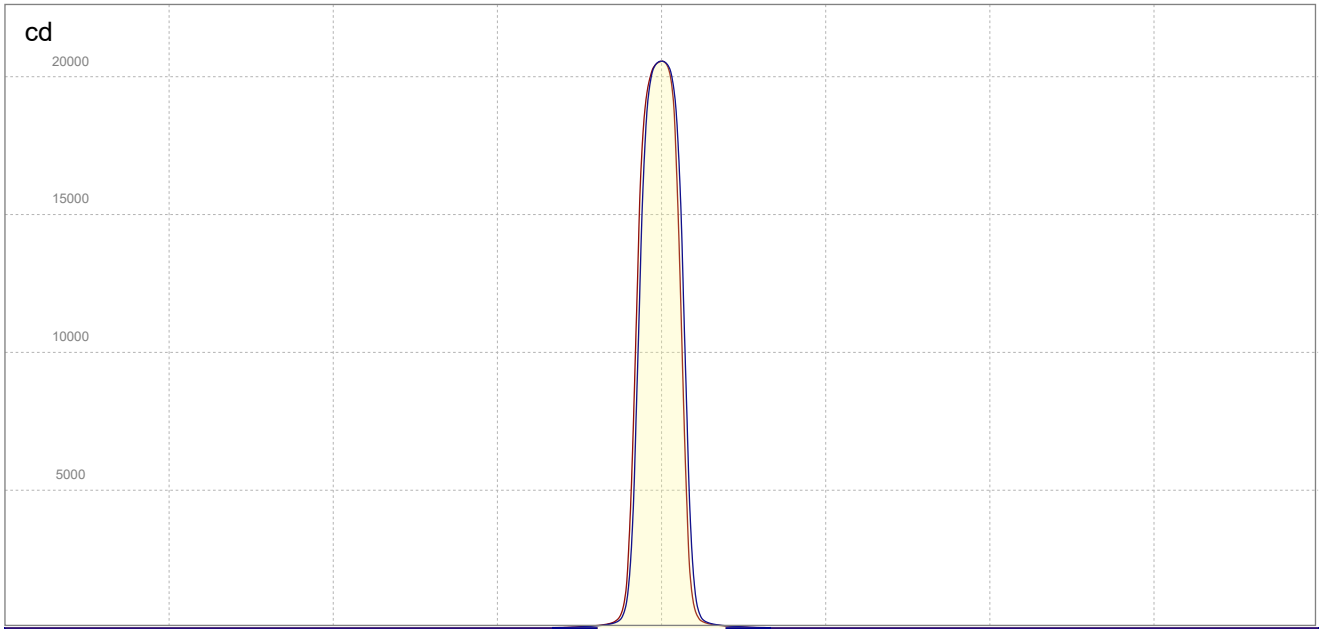

C0 - C180
C90 - C270

IESNA TM-15-07 Luminaire Classification System For Outdoor Luminaires

BUG rating B1 U0 G0

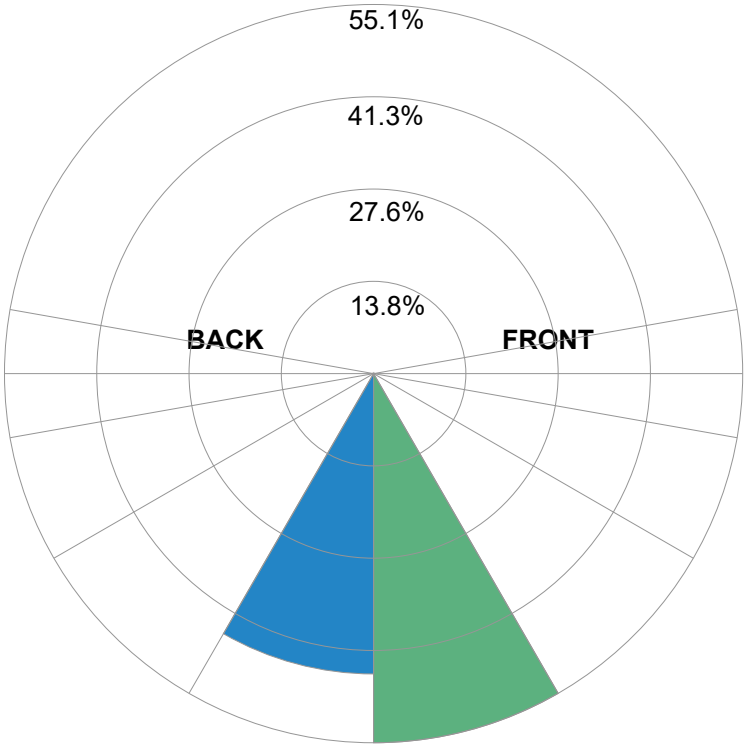

Forward Light			
Low (0-30°)	504.2	lm	55.1%
Medium (30-60°)	0.2	lm	0%
High (60-80°)	0	lm	0%
Very High	0	lm	0%
Back Light			
Low (0-30°)	410.2	lm	44.8%
Medium (30-60°)	0.2	lm	0%
High (60-80°)	0	lm	0%
Very High	0	lm	0%
Uplight			
Low (90-100°)	0	lm	0%
High (100-180°)	0	lm	0%
Total			
Sum	915	lm	100%

Test report

Light measurement results

Print date 10/9/2025

Laboratory and Equipment

Test lab	n/a - serial: n/a sensor serial: n/a
Spectrometer Manufacturer and Model	n/a, n/a – n/a
Measurement date	9/10/2025

Measurement Conditions

Tested c-planes	5 – distance {C_PLANES_DIST}°
Tested gamma angles	361 – {H_PLANES_DIST}°
Input Power	- W

Tested Light Source

Luminaire	QuikBeam
Basic Luminous Shape	SPOT
Item No.	
Manufacturer	Astera

Main Light Measurement Results

Output – Total Lumen (Up% / Down%)	732 lm – 0% / 100%
Efficiency	n/a lm/W
Peak Intensity	15946 cd
Correlated Color Temperature, CCT	2700 K
Color Rendering Index	CRI 0.0

Polar light distribution diagram

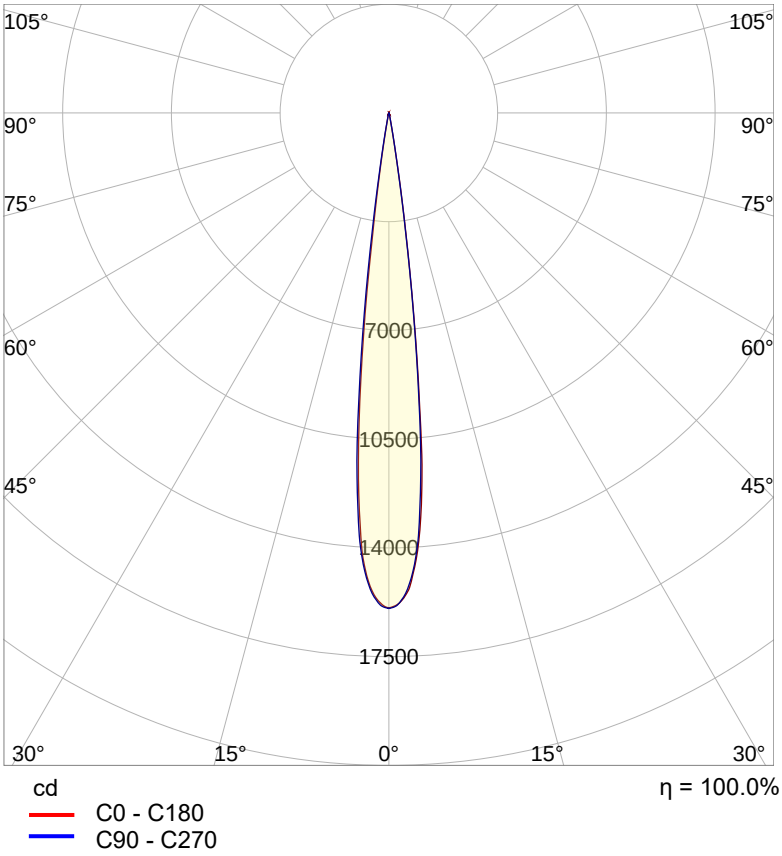

Test report

Light measurement results

Print date 10/9/2025

Beam details

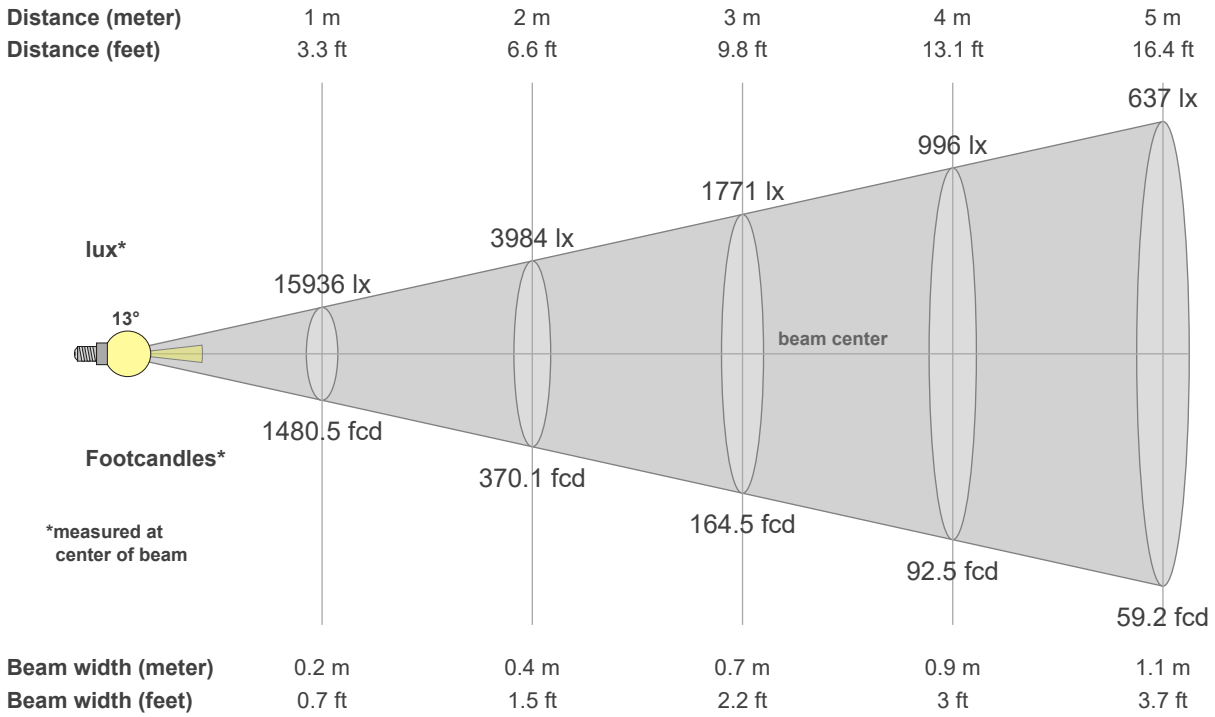

Luminaire budgetary diagram

LAMPS (number of lamps)

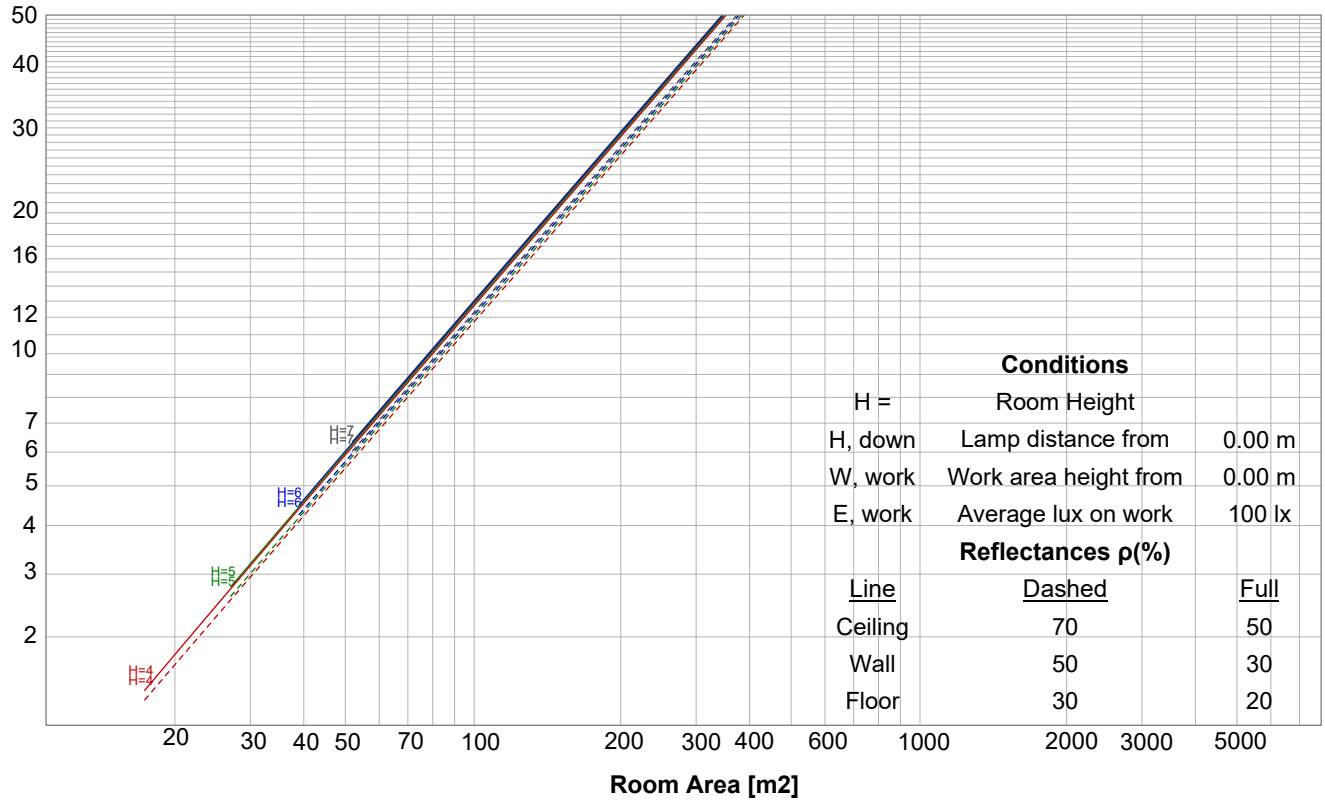

Iso-intensity Diagram (Iso-candela)

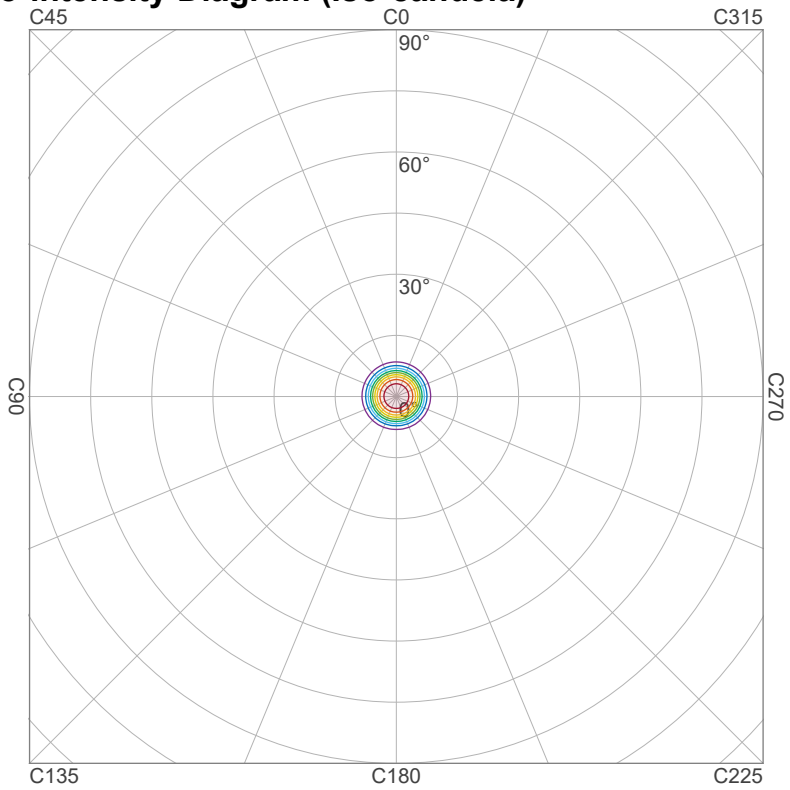

90 %	14342.3 cd
80 %	12748.7 cd
70 %	11155.2 cd
60 %	9561.6 cd
50 %	7968.0 cd
40 %	6374.4 cd
30 %	4780.8 cd
20 %	3187.2 cd
10 %	1593.6 cd

Peak intensity: 15935.9 cd
Number of c-planes: 4

Iso-illuminance Diagram (Iso-lux)

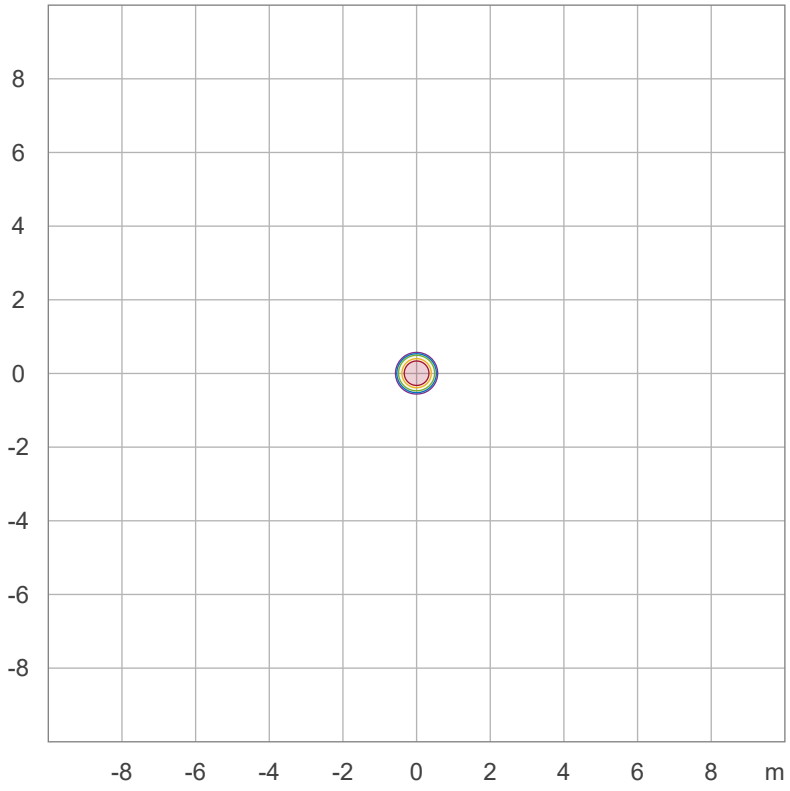

50.0 %	885.3 lx
30.0 %	531.2 lx
10.0 %	177.1 lx
5.0 %	88.5 lx
3.0 %	53.1 lx

Peak illuminance: 1770.7 lx
Mounting height: 3.0 m
Number of c-planes: 4

Linear intensity distribution

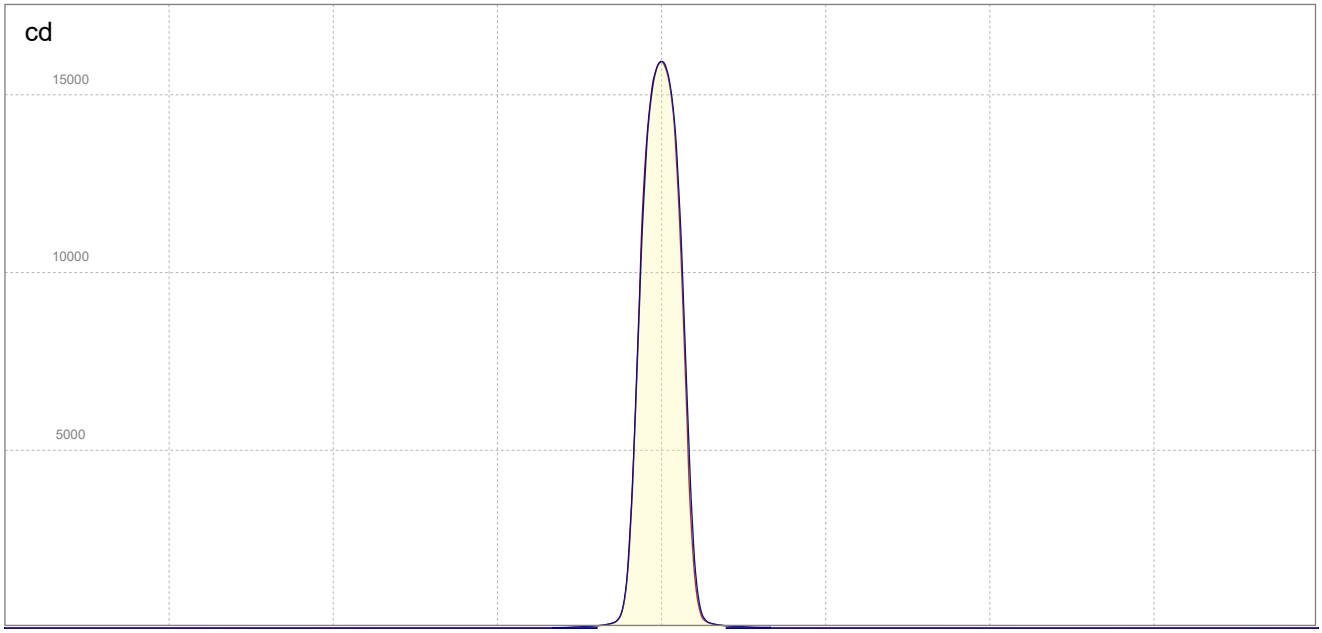

C0 - C180
C90 - C270

IESNA TM-15-07 Luminaire Classification System For Outdoor Luminaires

BUG rating B1 U0 G0

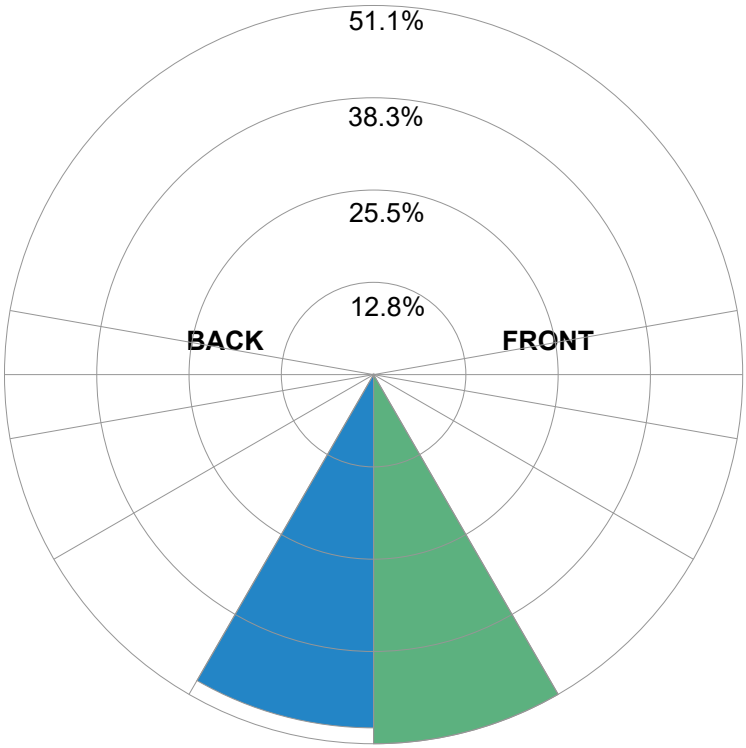

Forward Light			
Low (0-30°)	373.9	lm	51.1%
Medium (30-60°)	0.2	lm	0%
High (60-80°)	0	lm	0%
Very High	0	lm	0%
Back Light			
Low (0-30°)	357.8	lm	48.9%
Medium (30-60°)	0.2	lm	0%
High (60-80°)	0	lm	0%
Very High	0	lm	0%
Uplight			
Low (90-100°)	0	lm	0%
High (100-180°)	0	lm	0%
Total			
Sum	732	lm	100%

Test report

Light measurement results

Print date 10/9/2025

Laboratory and Equipment

Test lab	n/a - serial: n/a sensor serial: n/a
Spectrometer Manufacturer and Model	n/a, n/a – n/a
Measurement date	9/10/2025

Measurement Conditions

Tested c-planes	5 – distance {C_PLANES_DIST}°
Tested gamma angles	361 – {H_PLANES_DIST}°
Input Power	- W

Tested Light Source

Luminaire	QuikBeam
Basic Luminous Shape	SPOT
Item No.	
Manufacturer	Astera

Main Light Measurement Results

Output – Total Lumen (Up% / Down%)	852 lm – 0% / 100%
Efficiency	n/a lm/W
Peak Intensity	18522 cd
Correlated Color Temperature, CCT	3200 K
Color Rendering Index	CRI 0.0

Polar light distribution diagram

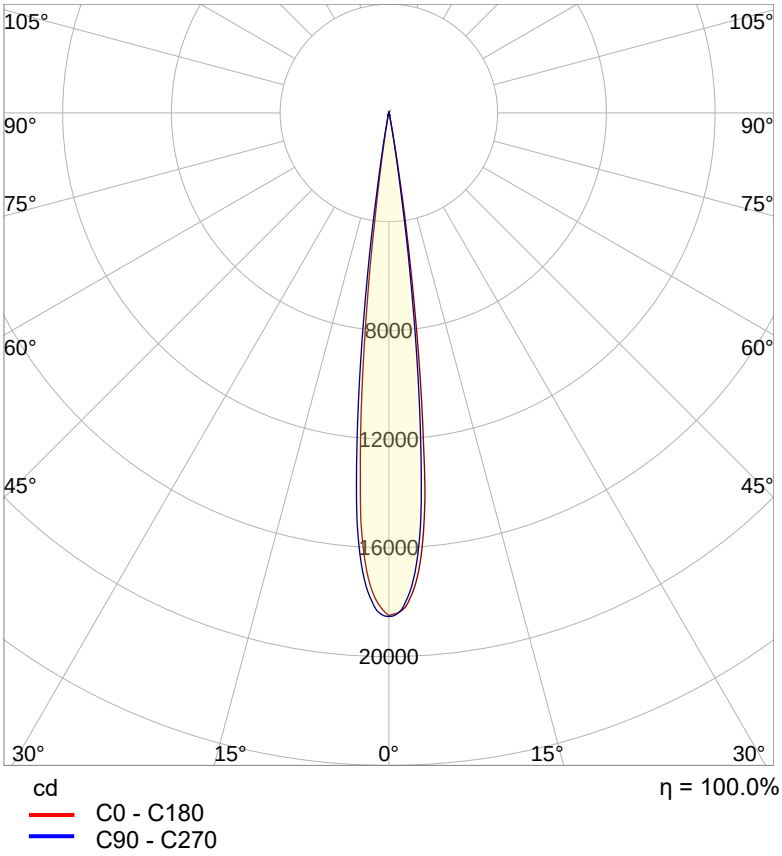

Test report

Light measurement results

Print date 10/9/2025

Beam details

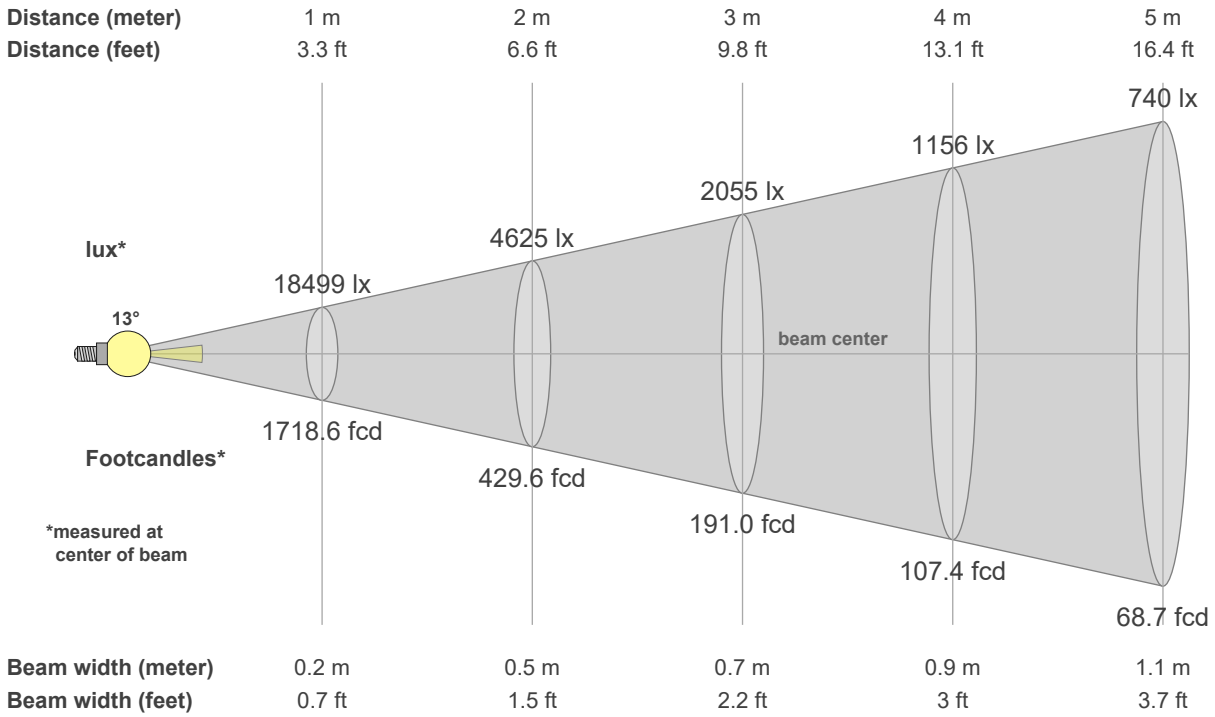

Luminaire budgetary diagram

LAMPS (number of lamps)

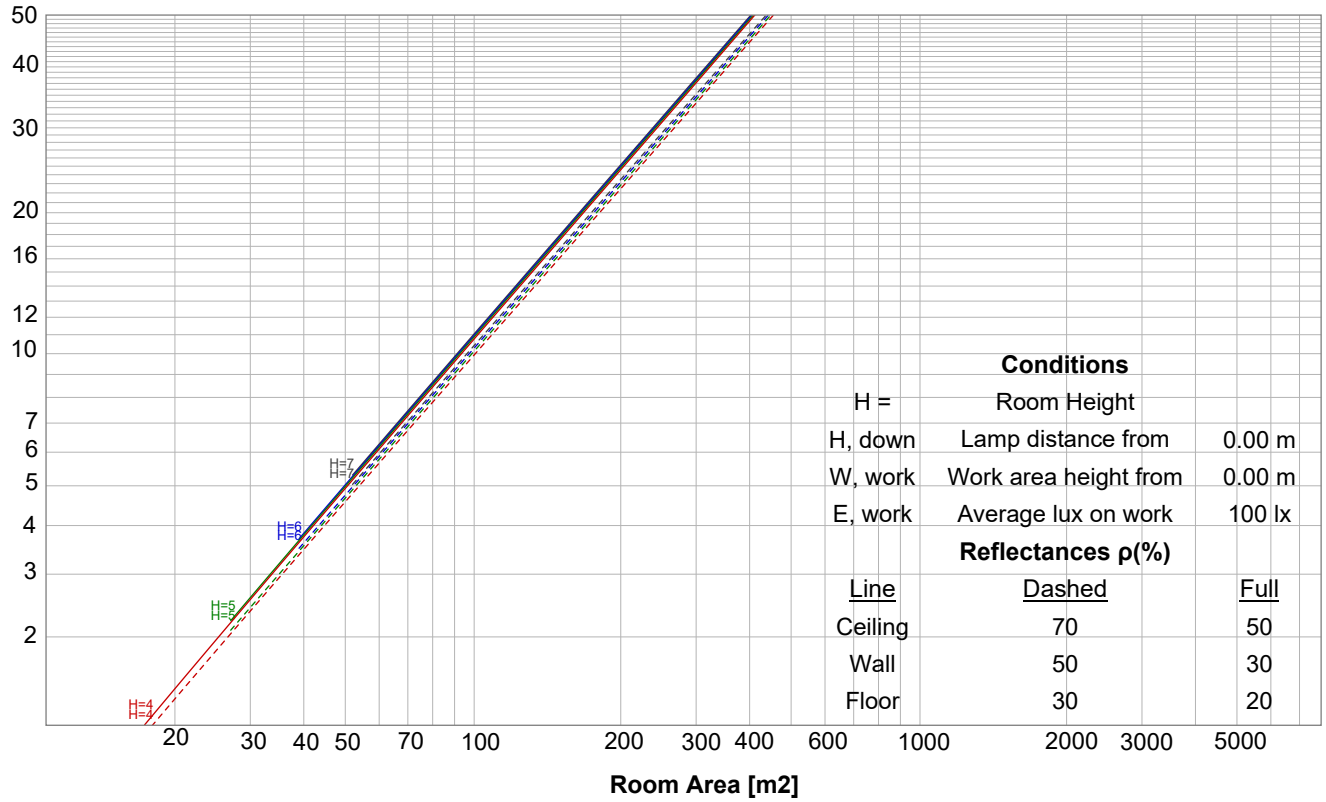

Iso-intensity Diagram (Iso-candela)

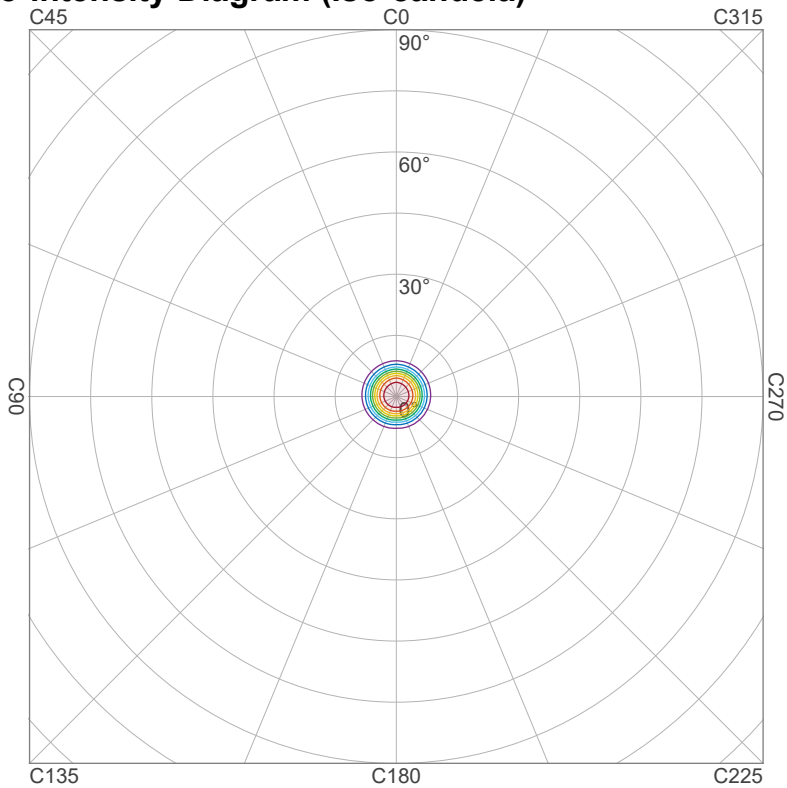

90 %	16648.9 cd
80 %	14799.0 cd
70 %	12949.2 cd
60 %	11099.3 cd
50 %	9249.4 cd
40 %	7399.5 cd
30 %	5549.6 cd
20 %	3699.8 cd
10 %	1849.9 cd

Peak intensity: 18498.8 cd
Number of c-planes: 4

Iso-illuminance Diagram (Iso-lux)

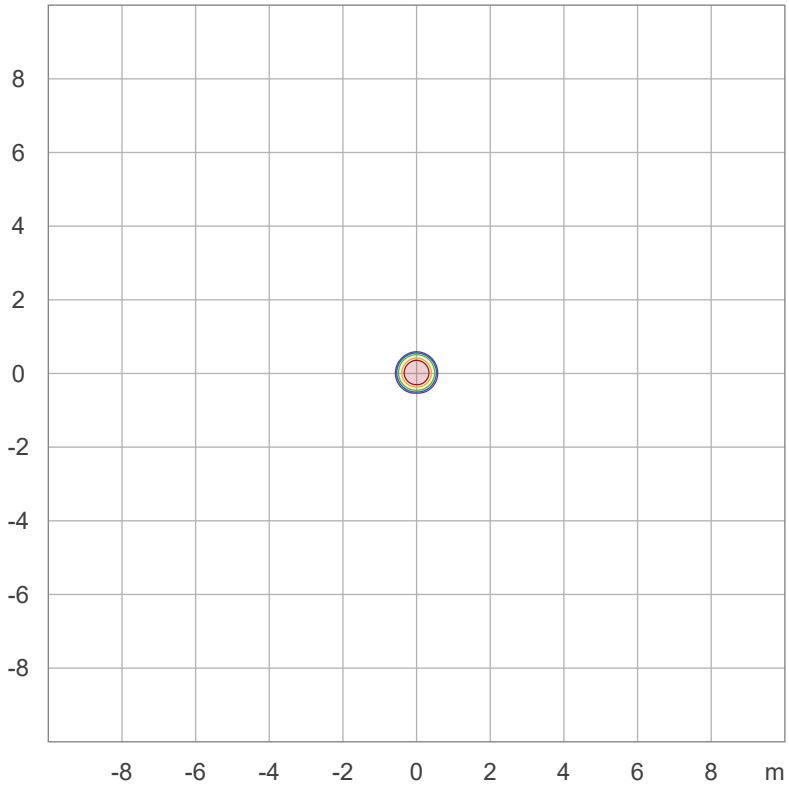

50.0 %	1027.7 lx
30.0 %	616.6 lx
10.0 %	205.5 lx
5.0 %	102.8 lx
3.0 %	61.7 lx

Peak illuminance: 2055.4 lx
Mounting height: 3.0 m
Number of c-planes: 4

Linear intensity distribution

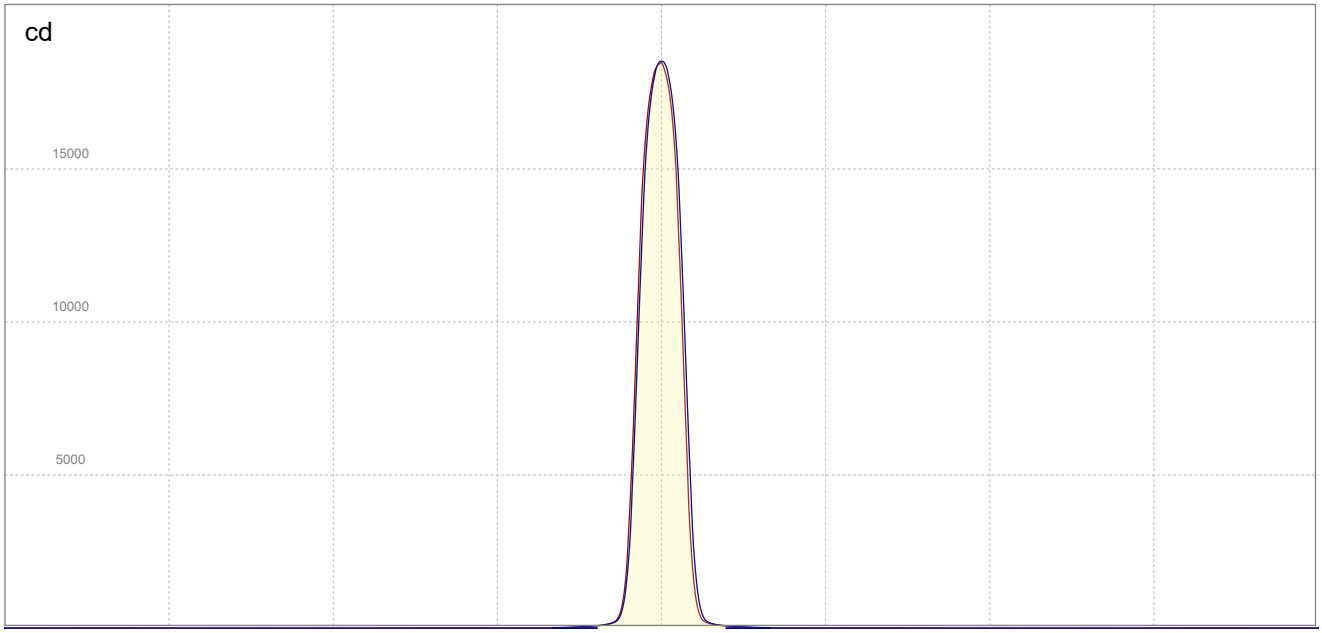

C0 - C180
C90 - C270

IESNA TM-15-07 Luminaire Classification System For Outdoor Luminaires

BUG rating B1 U0 G0

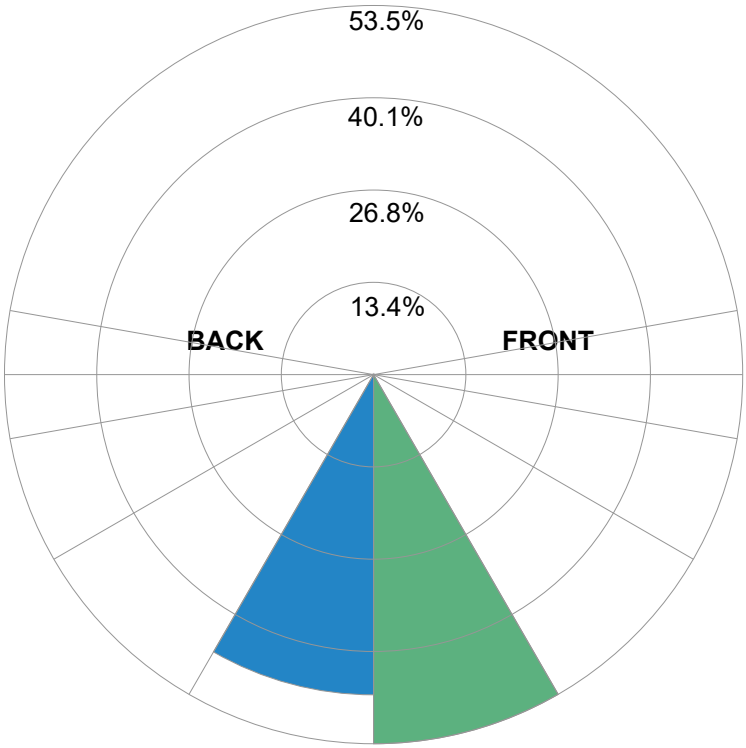

Forward Light			
Low (0-30°)	456.1	lm	53.5%
Medium (30-60°)	0.2	lm	0%
High (60-80°)	0	lm	0%
Very High	0	lm	0%
Back Light			
Low (0-30°)	395.6	lm	46.4%
Medium (30-60°)	0.2	lm	0%
High (60-80°)	0	lm	0%
Very High	0	lm	0%
Uplight			
Low (90-100°)	0	lm	0%
High (100-180°)	0	lm	0%
Total			
Sum	852	lm	100%

Test report

Light measurement results

Print date 10/9/2025

Laboratory and Equipment

Test lab	n/a - serial: n/a sensor serial: n/a
Spectrometer Manufacturer and Model	n/a, n/a – n/a
Measurement date	9/10/2025

Measurement Conditions

Tested c-planes	5 – distance {C_PLANES_DIST}°
Tested gamma angles	361 – {H_PLANES_DIST}°
Input Power	- W

Tested Light Source

Luminaire	QuikBeam
Basic Luminous Shape	SPOT
Item No.	
Manufacturer	Astera

Main Light Measurement Results

Output – Total Lumen (Up% / Down%)	902 lm – 0% / 100%
Efficiency	n/a lm/W
Peak Intensity	19545 cd
Correlated Color Temperature, CCT	4000 K
Color Rendering Index	CRI 0.0

Polar light distribution diagram

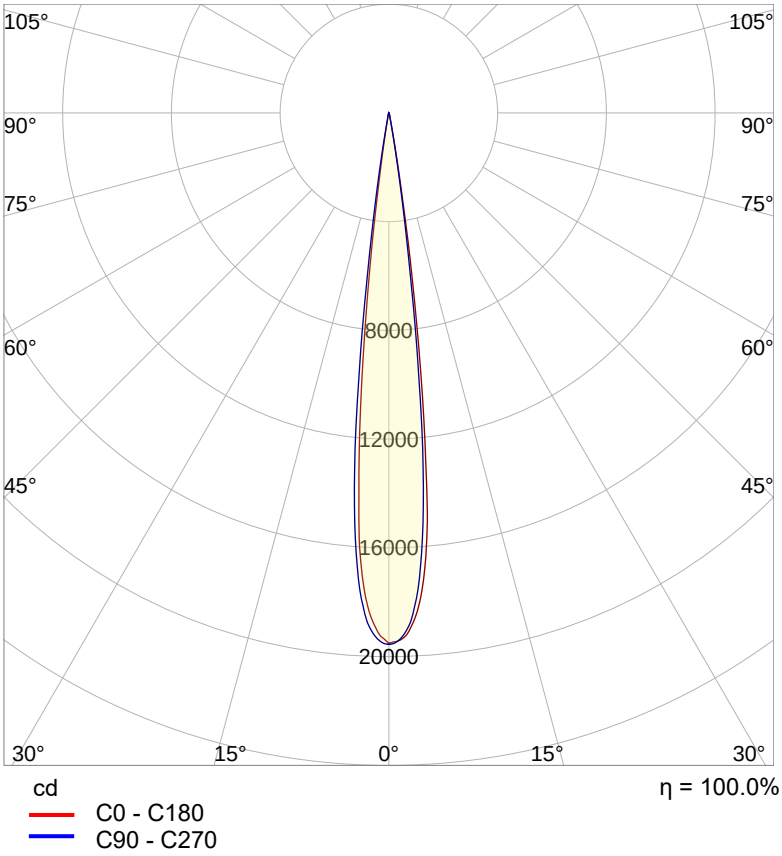

Test report

Light measurement results

Print date 10/9/2025

Beam details

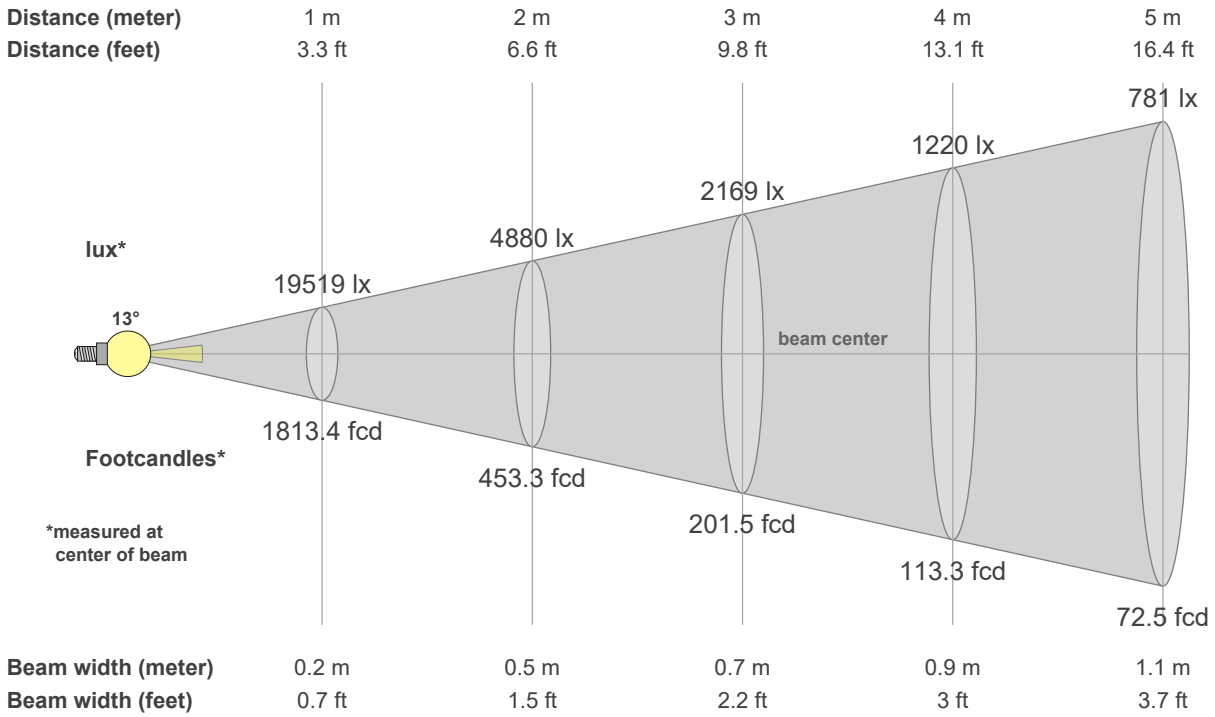

Luminaire budgetary diagram

LAMPS (number of lamps)

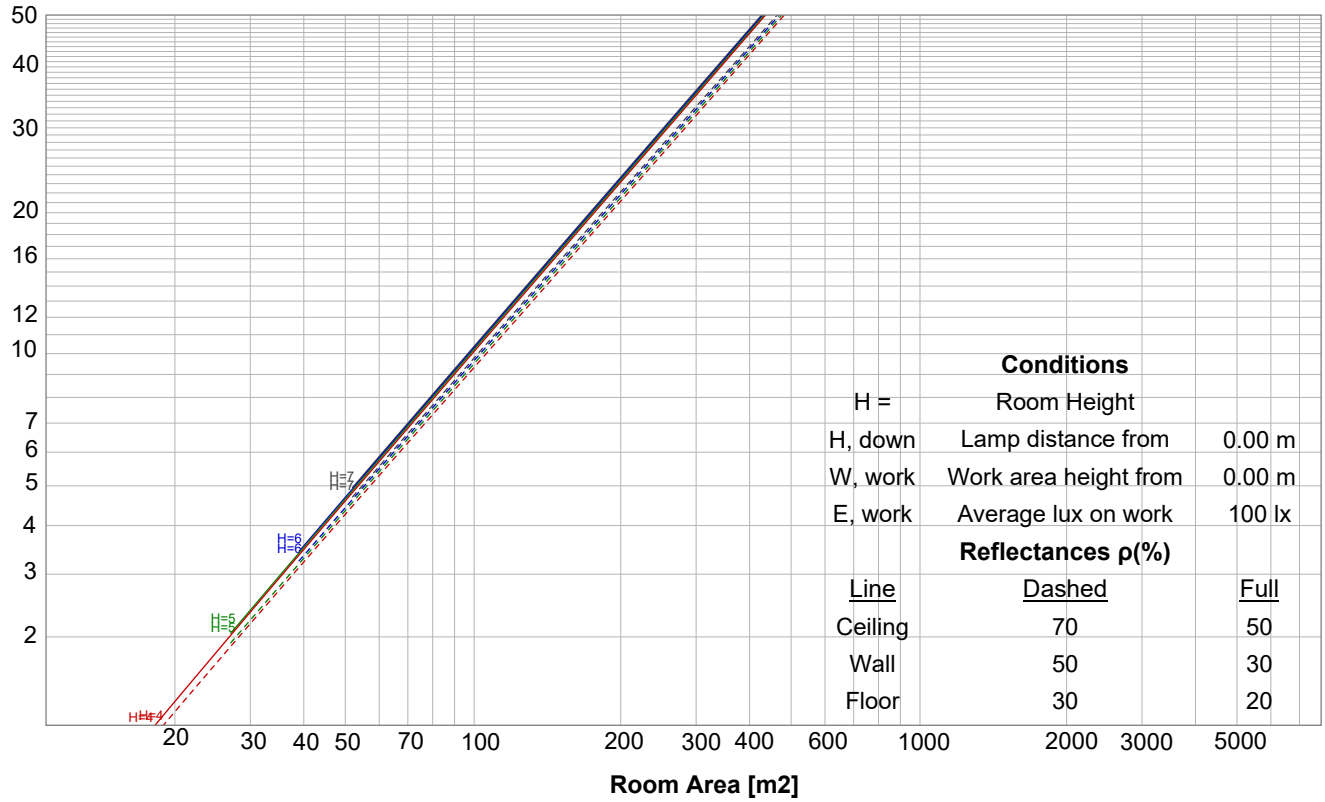

Iso-intensity Diagram (Iso-candela)

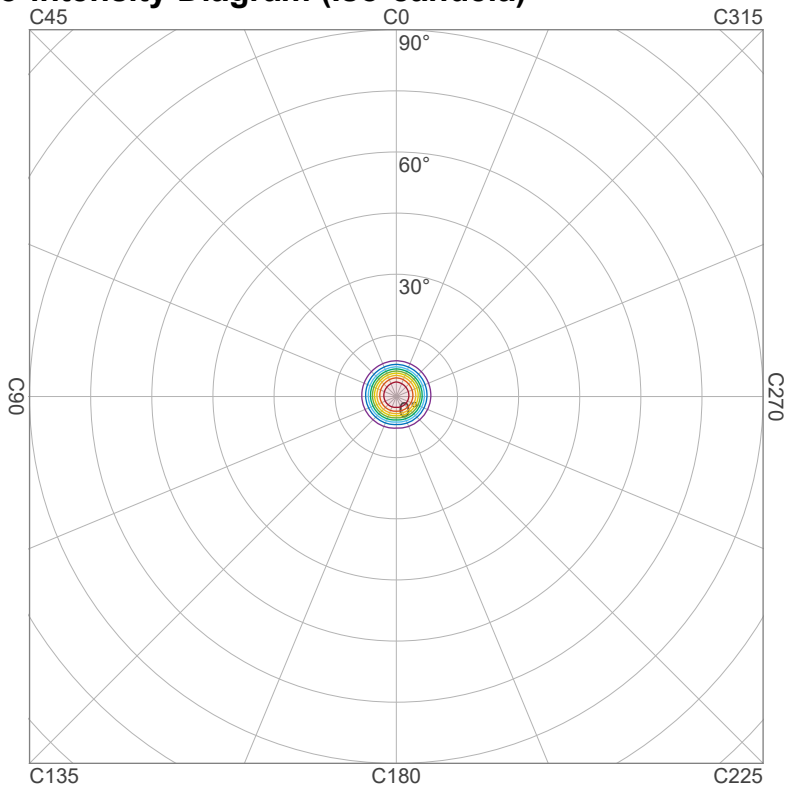

90 %	17567.2 cd
80 %	15615.3 cd
70 %	13663.4 cd
60 %	11711.5 cd
50 %	9759.6 cd
40 %	7807.6 cd
30 %	5855.7 cd
20 %	3903.8 cd
10 %	1951.9 cd

Peak intensity: 19519.1 cd
Number of c-planes: 4

Iso-illuminance Diagram (Iso-lux)

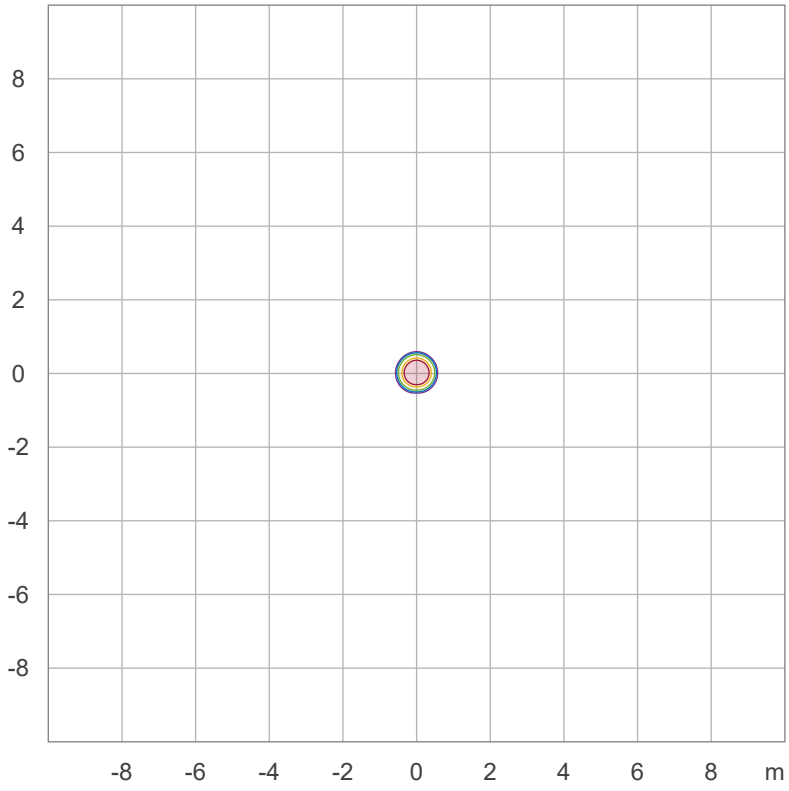

50.0 %	1084.4 lx
30.0 %	650.6 lx
10.0 %	216.9 lx
5.0 %	108.4 lx
3.0 %	65.1 lx

Peak illuminance: 2168.8 lx
Mounting height: 3.0 m
Number of c-planes: 4

Linear intensity distribution

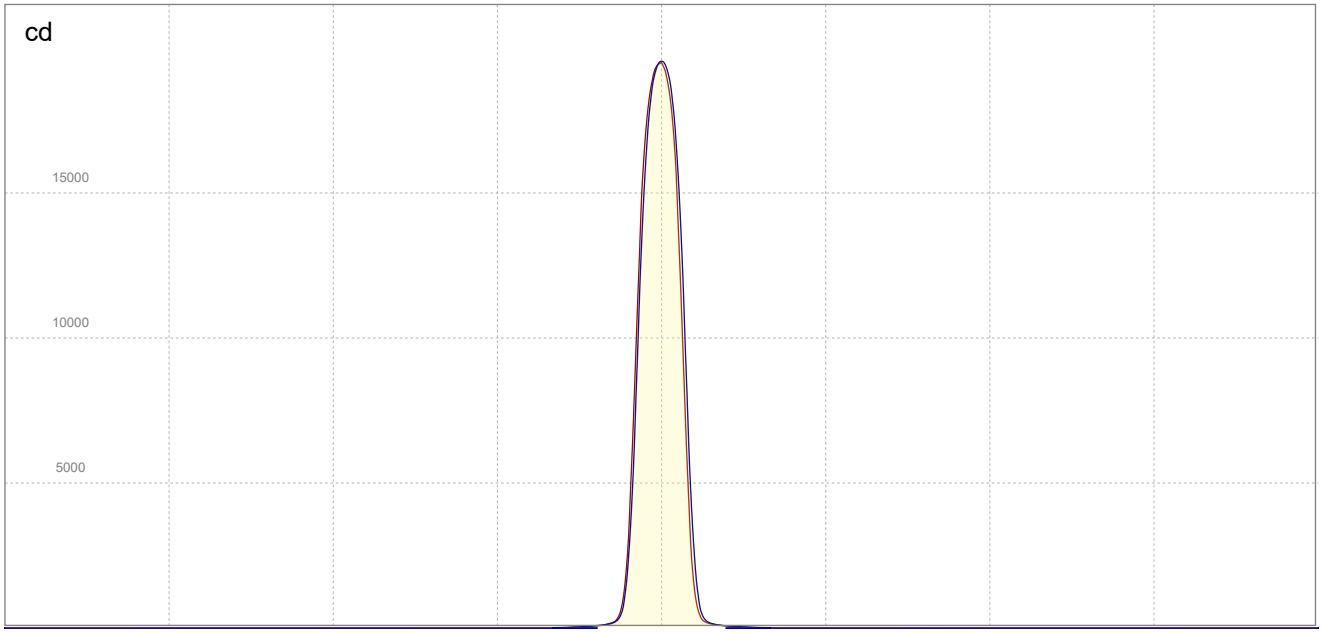

C0 - C180
C90 - C270

IESNA TM-15-07 Luminaire Classification System For Outdoor Luminaires

BUG rating B1 U0 G0

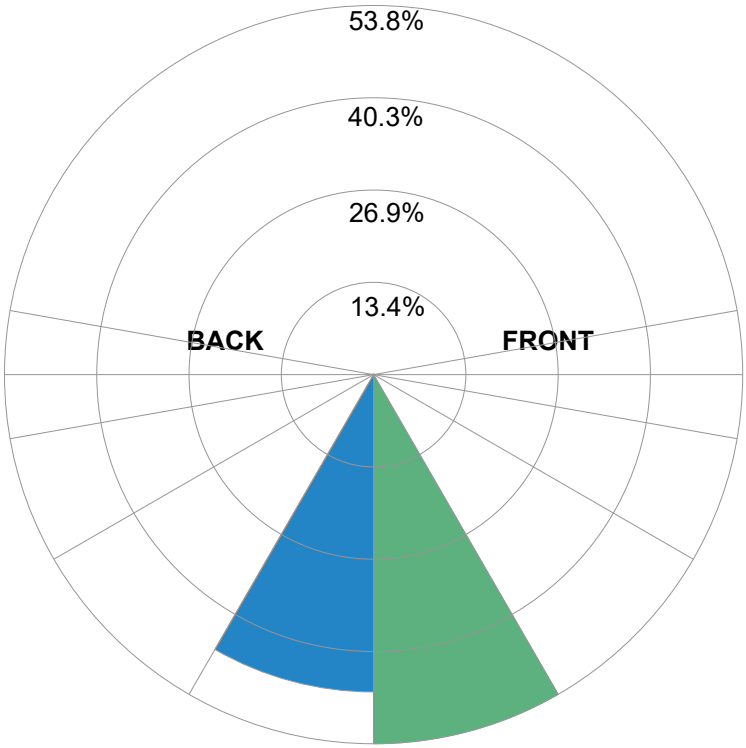

Forward Light			
Low (0-30°)	484.7	lm	53.8%
Medium (30-60°)	0.2	lm	0%
High (60-80°)	0	lm	0%
Very High	0	lm	0%
Back Light			
Low (0-30°)	416.6	lm	46.2%
Medium (30-60°)	0.2	lm	0%
High (60-80°)	0	lm	0%
Very High	0	lm	0%
Uplight			
Low (90-100°)	0	lm	0%
High (100-180°)	0	lm	0%
Total			
Sum	902	lm	100%

Test report

Light measurement results

Print date 10/9/2025

Laboratory and Equipment

Test lab	n/a - serial: n/a sensor serial: n/a
Spectrometer Manufacturer and Model	n/a, n/a – n/a
Measurement date	9/10/2025

Measurement Conditions

Tested c-planes	5 – distance {C_PLANES_DIST}°
Tested gamma angles	361 – {H_PLANES_DIST}°
Input Power	- W

Tested Light Source

Luminaire	QuikBeam
Basic Luminous Shape	SPOT
Item No.	
Manufacturer	Astera

Main Light Measurement Results

Output – Total Lumen (Up% / Down%)	923 lm – 0% / 100%
Efficiency	n/a lm/W
Peak Intensity	19943 cd
Correlated Color Temperature, CCT	5500 K
Color Rendering Index	CRI 0.0

Polar light distribution diagram

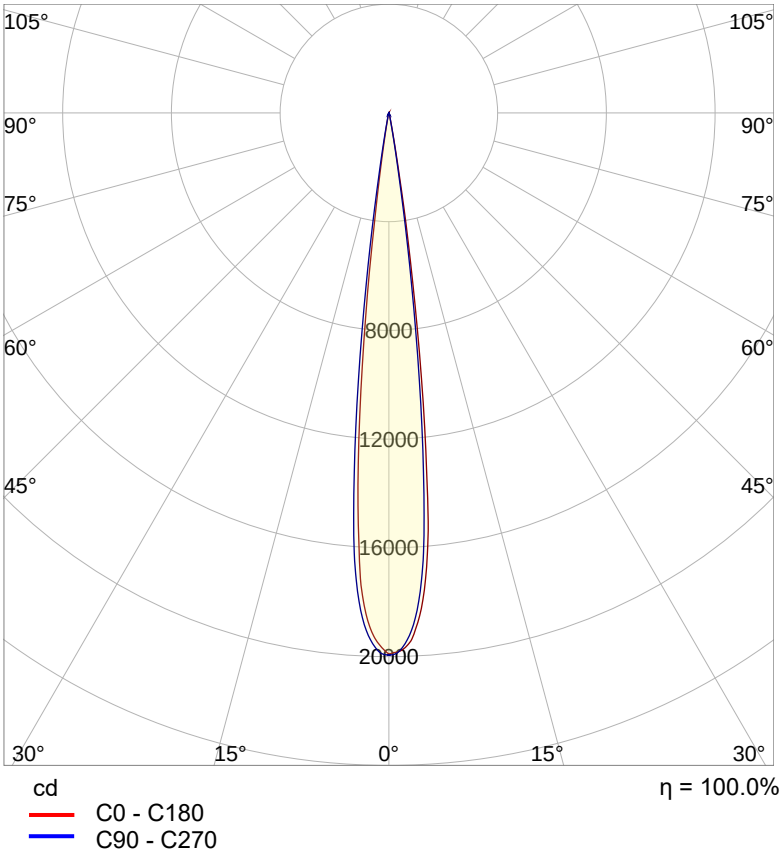

Test report

Light measurement results

Print date 10/9/2025

Beam details

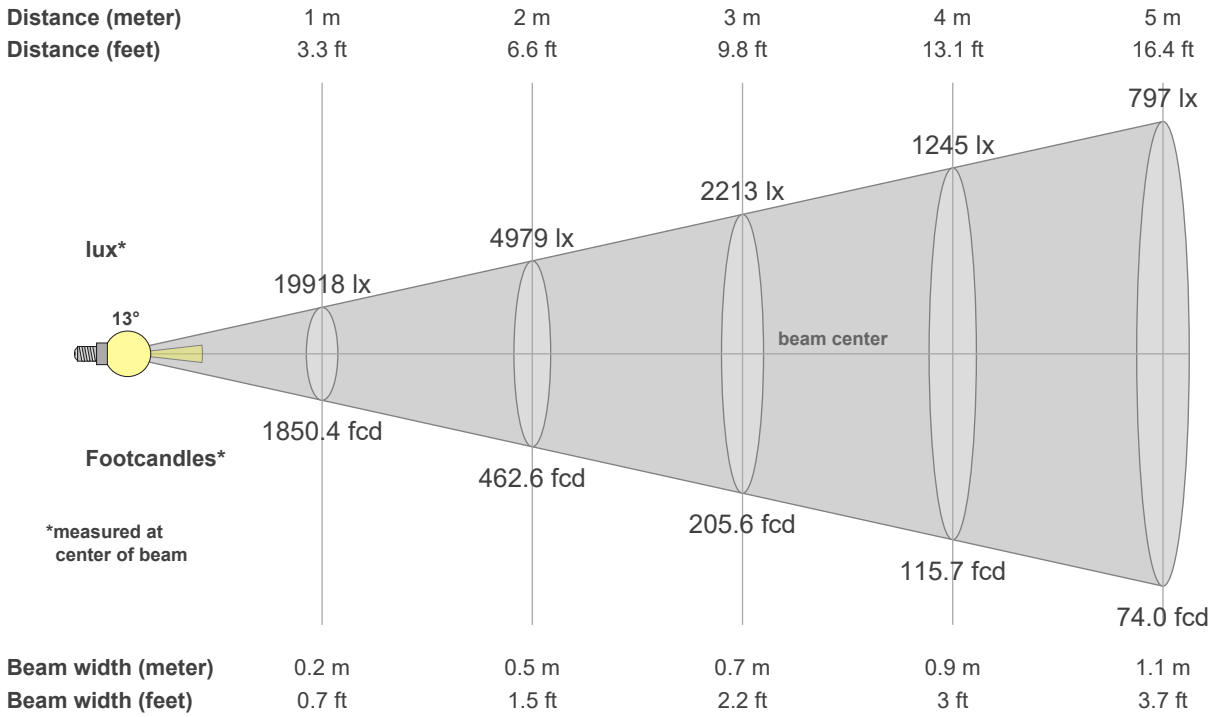

Luminaire budgetary diagram

LAMPS (number of lamps)

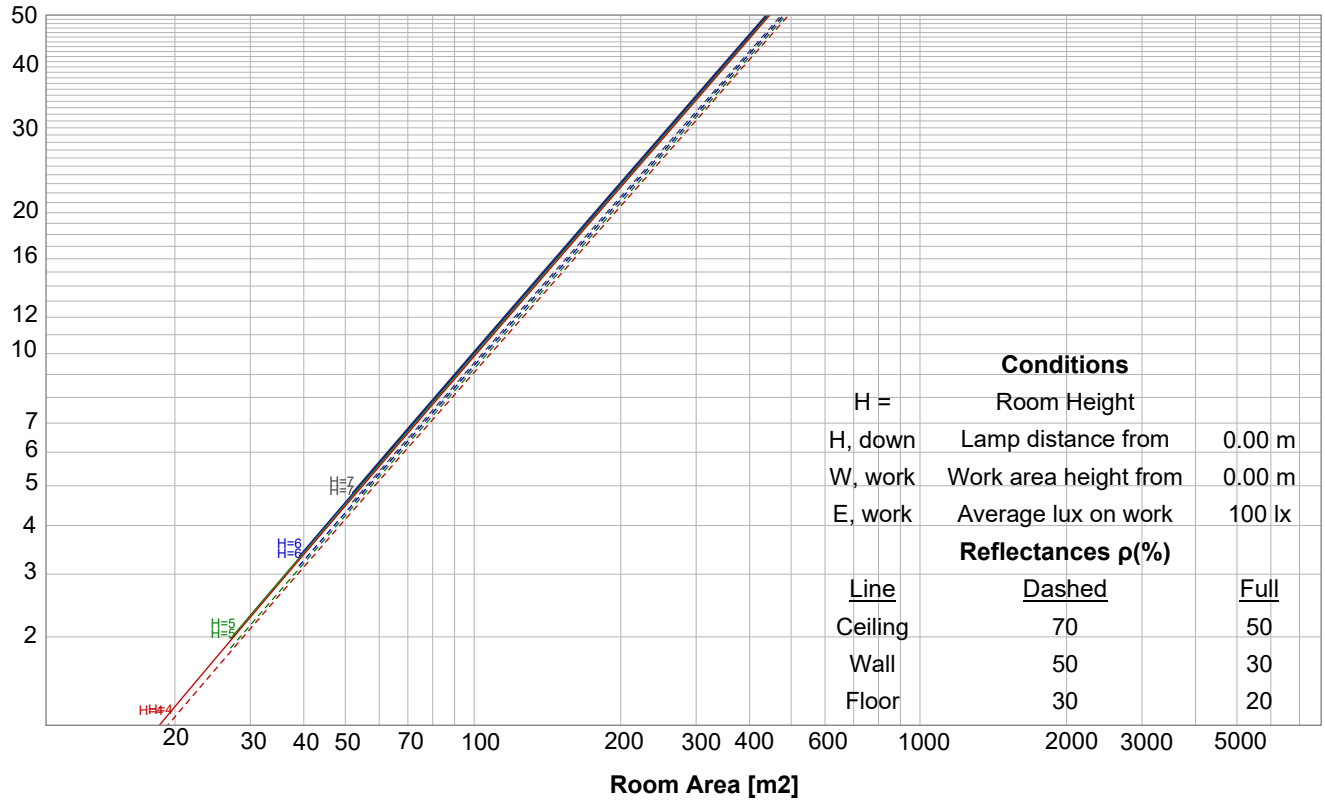

Test report

Light measurement results

Print date 10/9/2025

Iso-intensity Diagram (Iso-candela)

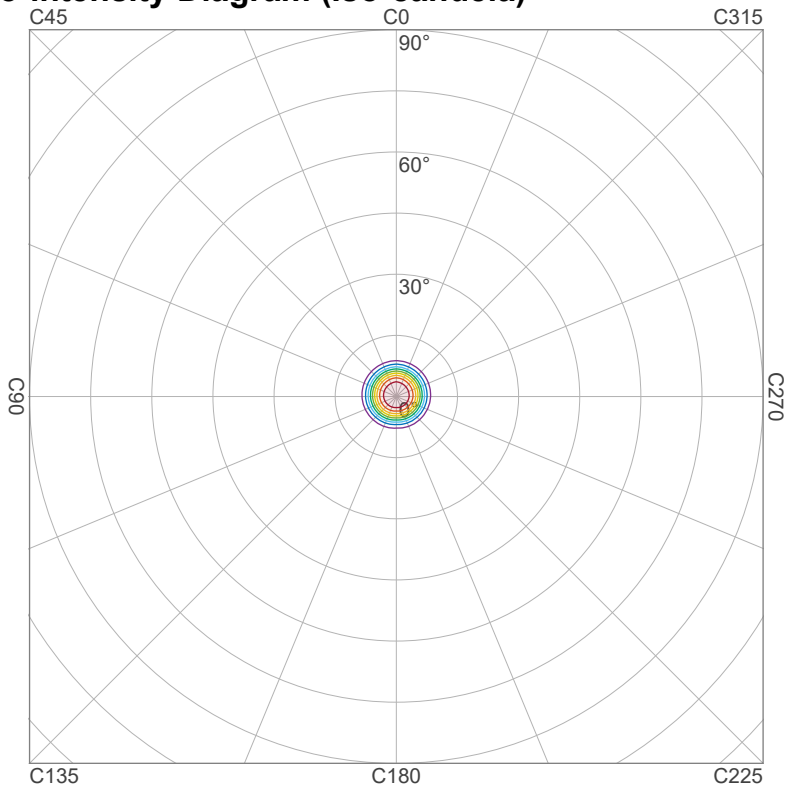

90 %	17926.2 cd
80 %	15934.4 cd
70 %	13942.6 cd
60 %	11950.8 cd
50 %	9959.0 cd
40 %	7967.2 cd
30 %	5975.4 cd
20 %	3983.6 cd
10 %	1991.8 cd

Peak intensity: 19918.0 cd
Number of c-planes: 4

Iso-illuminance Diagram (Iso-lux)

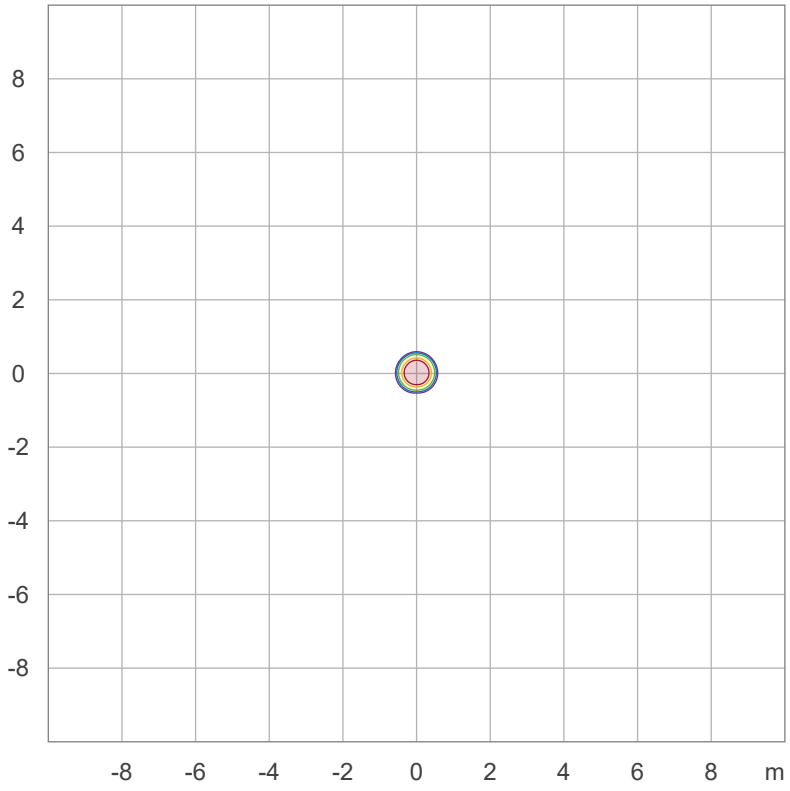

50.0 %	1106.6 lx
30.0 %	663.9 lx
10.0 %	221.3 lx
5.0 %	110.7 lx
3.0 %	66.4 lx

Peak illuminance: 2213.1 lx
Mounting height: 3.0 m
Number of c-planes: 4

Linear intensity distribution

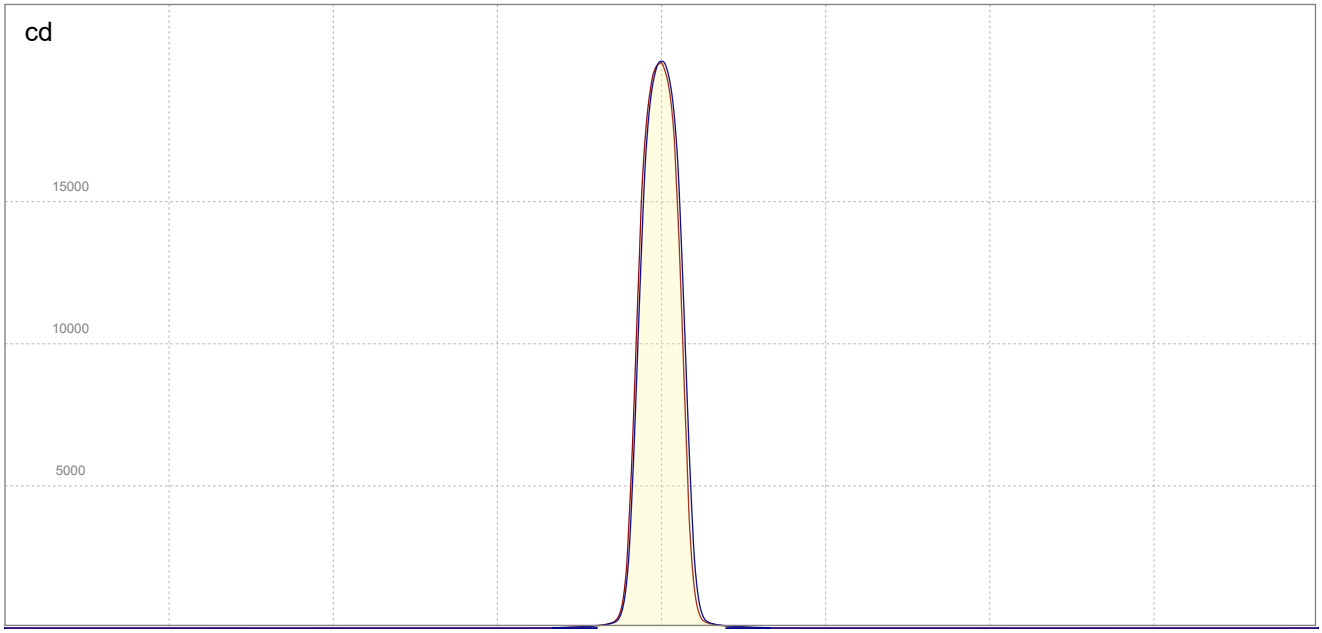

C0 - C180
C90 - C270

IESNA TM-15-07 Luminaire Classification System For Outdoor Luminaires

BUG rating B1 U0 G0

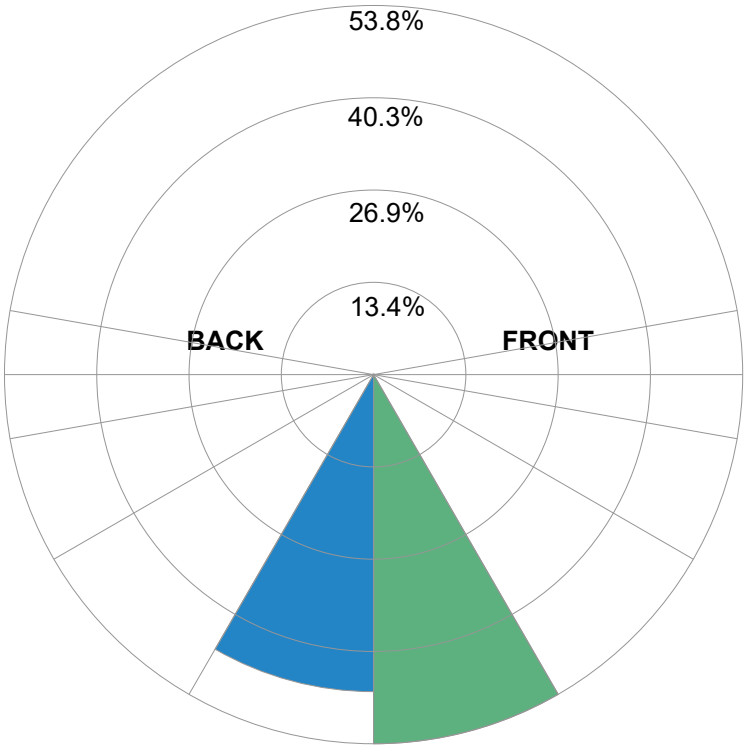

Forward Light			
Low (0-30°)	496.1	lm	53.8%
Medium (30-60°)	0.2	lm	0%
High (60-80°)	0	lm	0%
Very High	0	lm	0%
Back Light			
Low (0-30°)	426.1	lm	46.2%
Medium (30-60°)	0.2	lm	0%
High (60-80°)	0	lm	0%
Very High	0	lm	0%
Uplight			
Low (90-100°)	0	lm	0%
High (100-180°)	0	lm	0%
Total			
Sum	923	lm	100%

Test report

Light measurement results

Print date 10/9/2025

Laboratory and Equipment

Test lab	n/a - serial: n/a sensor serial: n/a
Spectrometer Manufacturer and Model	n/a, n/a – n/a
Measurement date	9/10/2025

Measurement Conditions

Tested c-planes	5 – distance {C_PLANES_DIST}°
Tested gamma angles	361 – {H_PLANES_DIST}°
Input Power	- W

Tested Light Source

Luminaire	QuikBeam
Basic Luminous Shape	SPOT
Item No.	
Manufacturer	Astera

Main Light Measurement Results

Output – Total Lumen (Up% / Down%)	919 lm – 0% / 100%
Efficiency	n/a lm/W
Peak Intensity	19836 cd
Correlated Color Temperature, CCT	6500 K
Color Rendering Index	CRI 0.0

Polar light distribution diagram

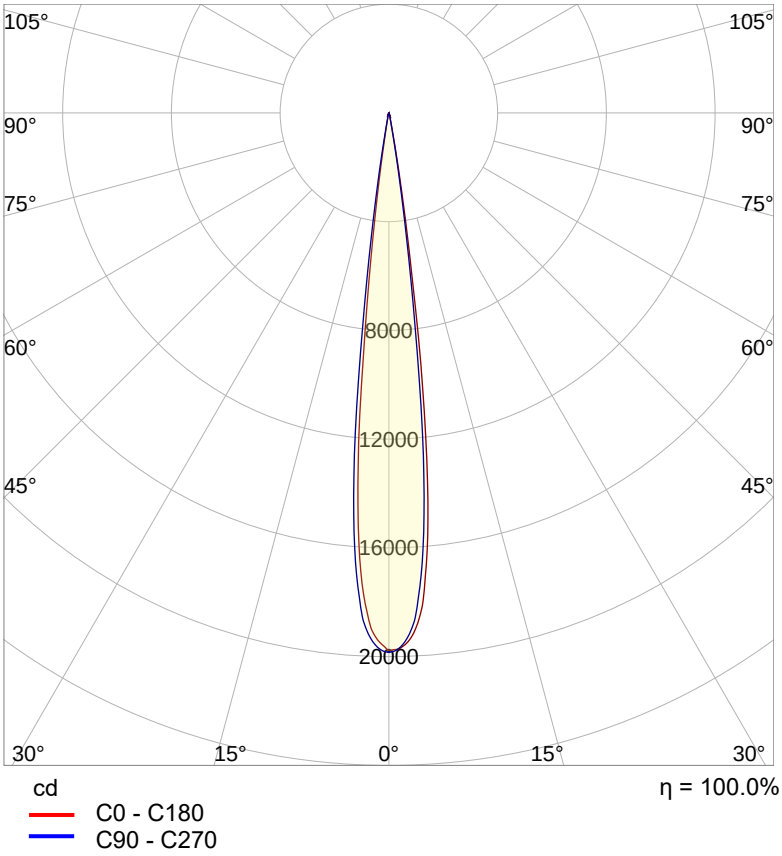

Test report

Light measurement results

Print date 10/9/2025

Beam details

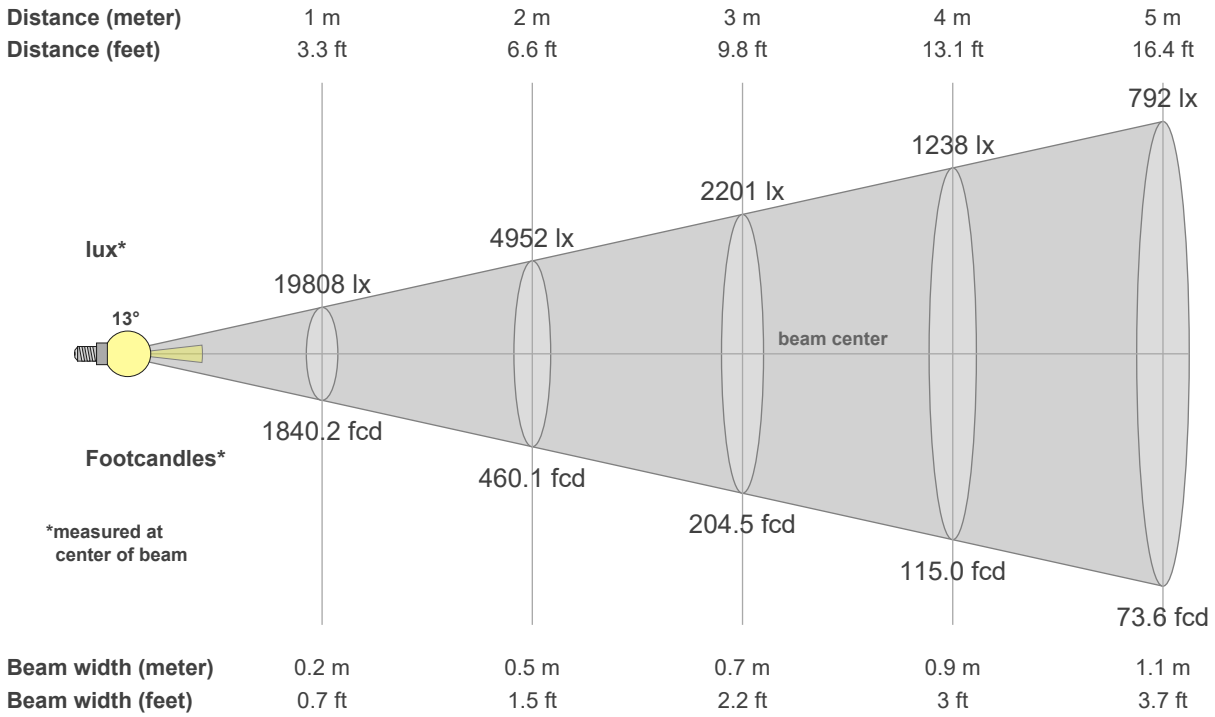

Luminaire budgetary diagram

LAMPS (number of lamps)

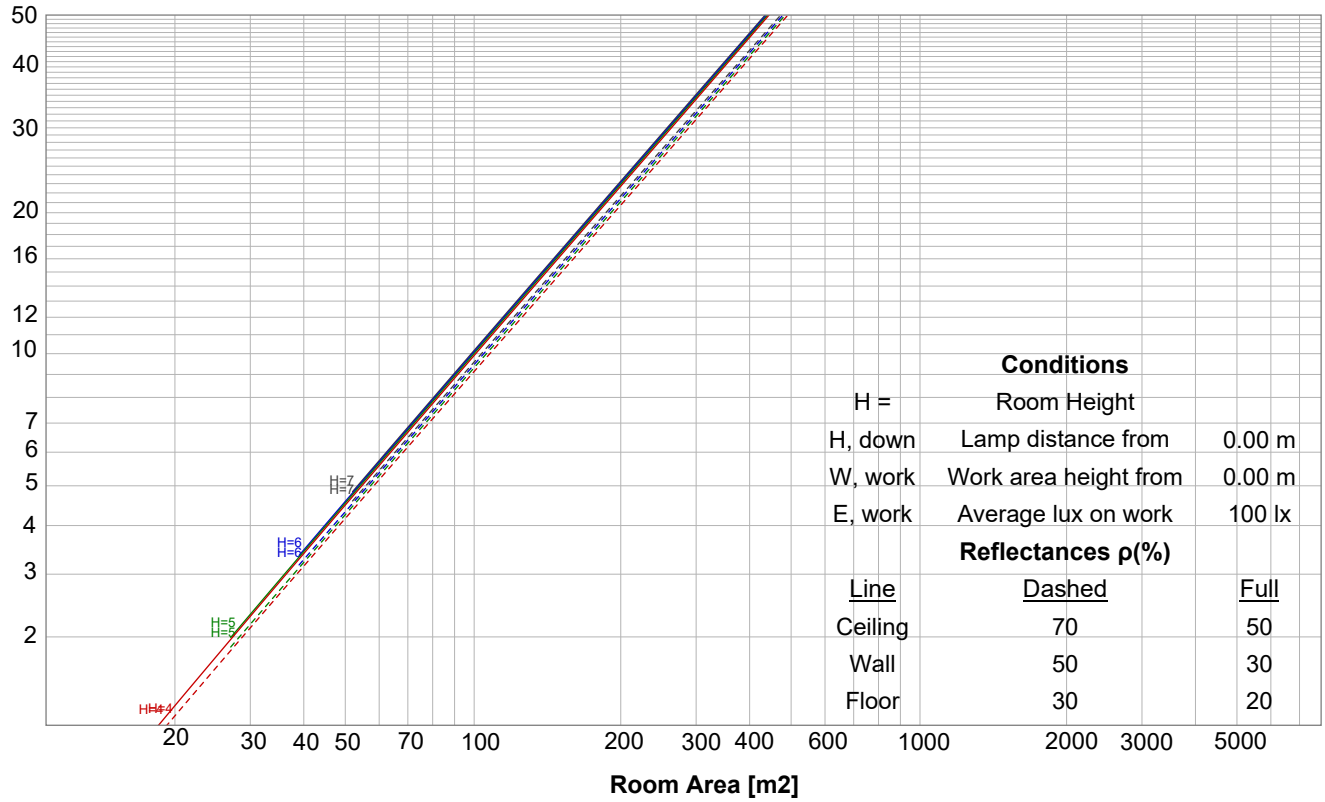

Test report

Light measurement results

Print date 10/9/2025

Iso-intensity Diagram (Iso-candela)

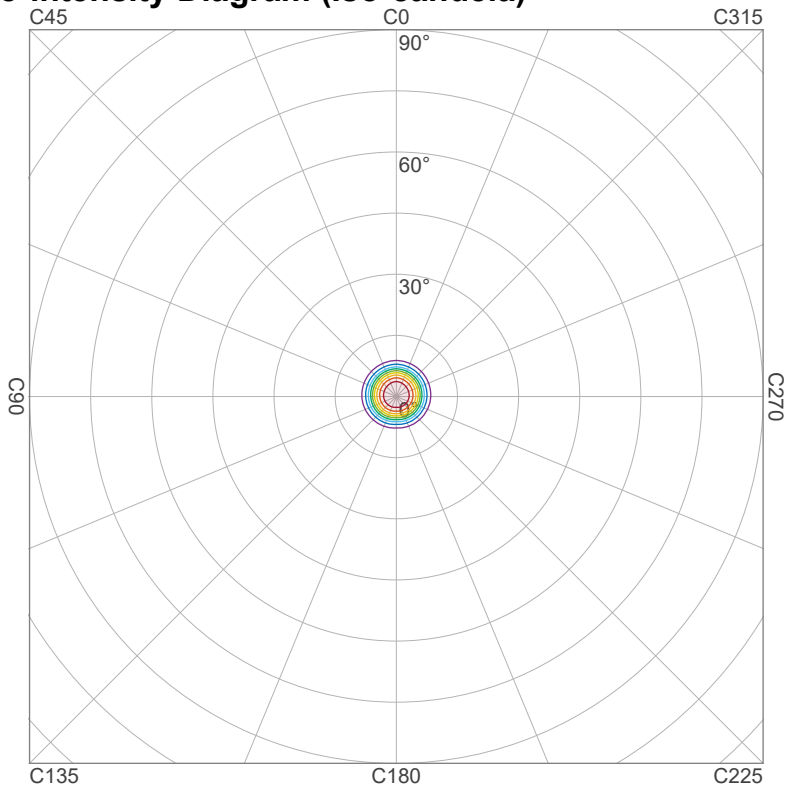

90 %	17827.1 cd
80 %	15846.3 cd
70 %	13865.5 cd
60 %	11884.7 cd
50 %	9903.9 cd
40 %	7923.1 cd
30 %	5942.4 cd
20 %	3961.6 cd
10 %	1980.8 cd

Peak intensity: 19807.8 cd
Number of c-planes: 4

Iso-illuminance Diagram (Iso-lux)

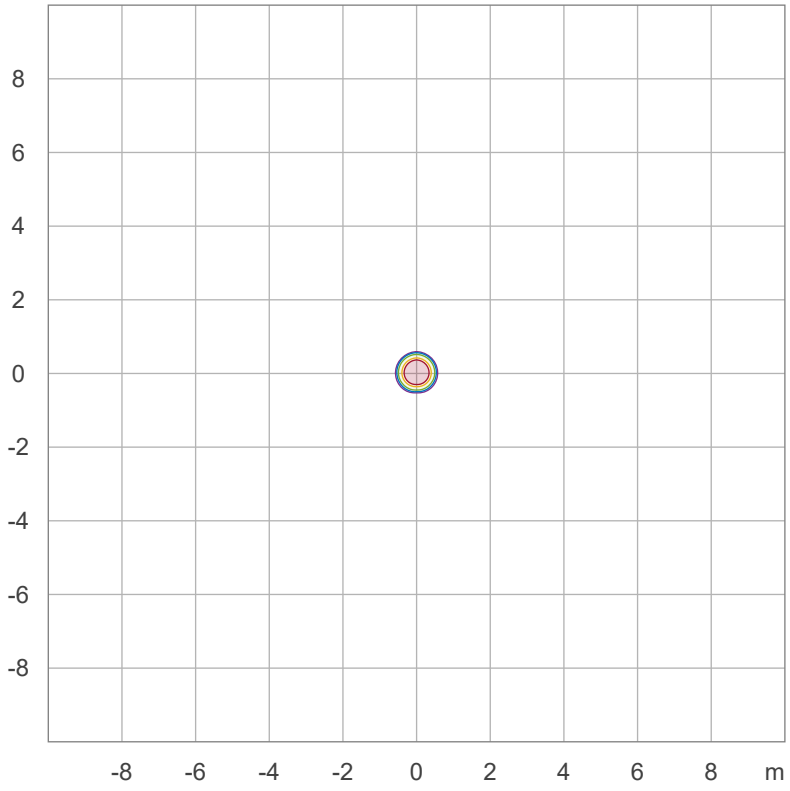

50.0 %	1100.4 lx
30.0 %	660.3 lx
10.0 %	220.1 lx
5.0 %	110.0 lx
3.0 %	66.0 lx

Peak illuminance: 2200.9 lx
Mounting height: 3.0 m
Number of c-planes: 4

Linear intensity distribution

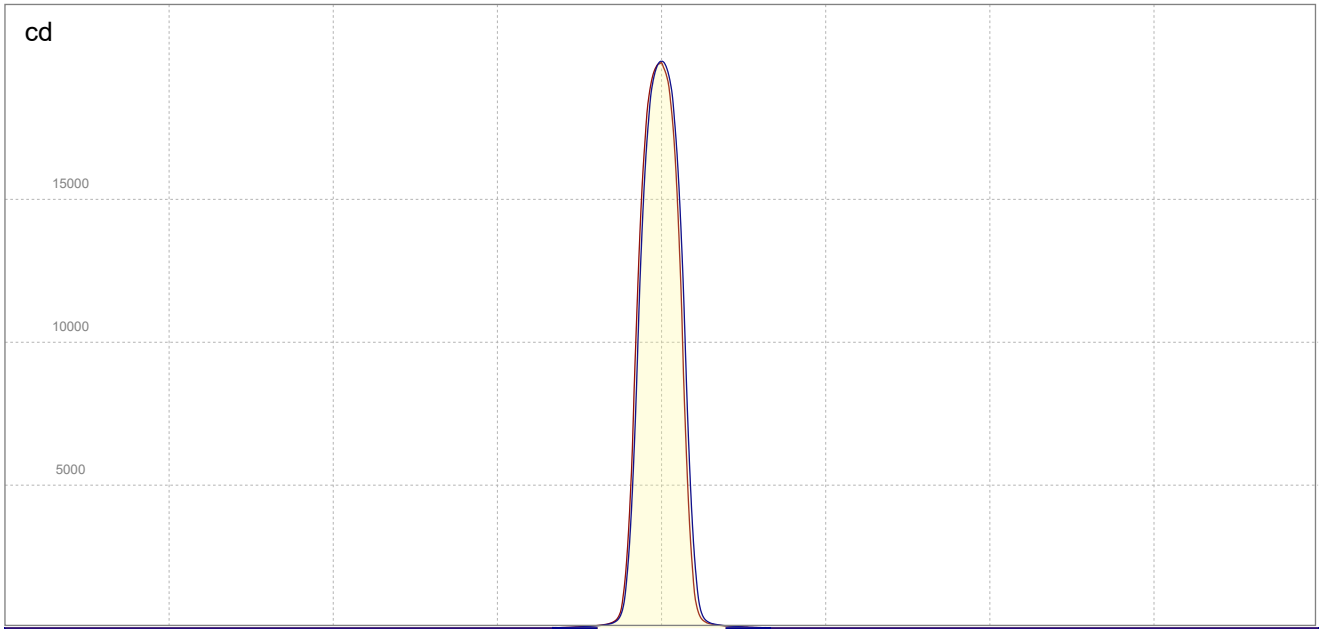

C0 - C180
C90 - C270

IESNA TM-15-07 Luminaire Classification System For Outdoor Luminaires

BUG rating B1 U0 G0

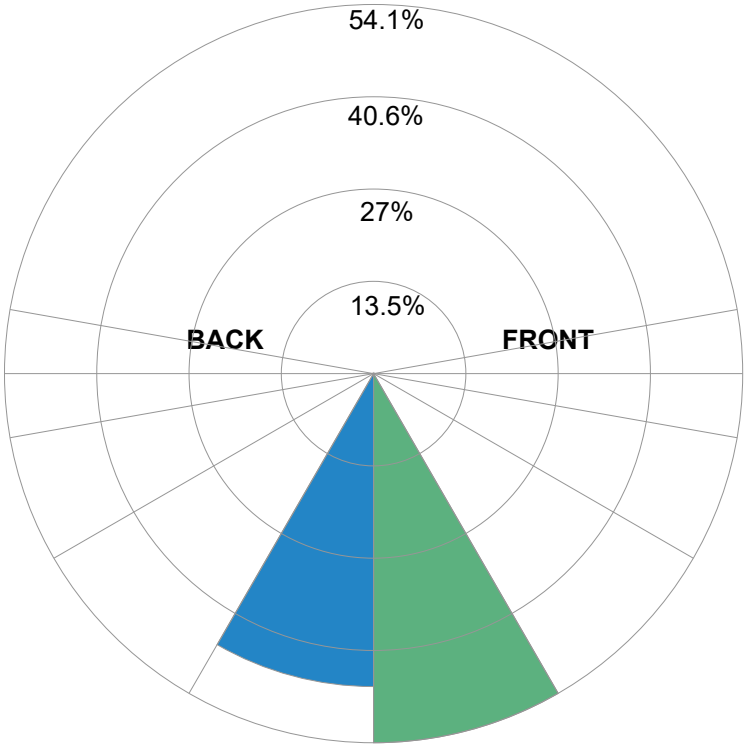

Forward Light			
Low (0-30°)	497	lm	54.1%
Medium (30-60°)	0.2	lm	0%
High (60-80°)	0	lm	0%
Very High	0	lm	0%
Back Light			
Low (0-30°)	421.3	lm	45.9%
Medium (30-60°)	0.2	lm	0%
High (60-80°)	0	lm	0%
Very High	0	lm	0%
Uplight			
Low (90-100°)	0	lm	0%
High (100-180°)	0	lm	0%
Total			
Sum	919	lm	100%

Test report

Light measurement results

Print date 10/9/2025

Laboratory and Equipment

Test lab	n/a - serial: n/a sensor serial: n/a
Spectrometer Manufacturer and Model	n/a, n/a – n/a
Measurement date	9/10/2025

Measurement Conditions

Tested c-planes	5 – distance {C_PLANES_DIST}°
Tested gamma angles	361 – {H_PLANES_DIST}°
Input Power	- W

Tested Light Source

Luminaire	QuikBeam
Basic Luminous Shape	SPOT
Item No.	
Manufacturer	Astera

Main Light Measurement Results

Output – Total Lumen (Up% / Down%)	1017 lm – 0% / 100%
Efficiency	n/a lm/W
Peak Intensity	3529 cd
Correlated Color Temperature, CCT	2700 K
Color Rendering Index	CRI 0.0

Polar light distribution diagram

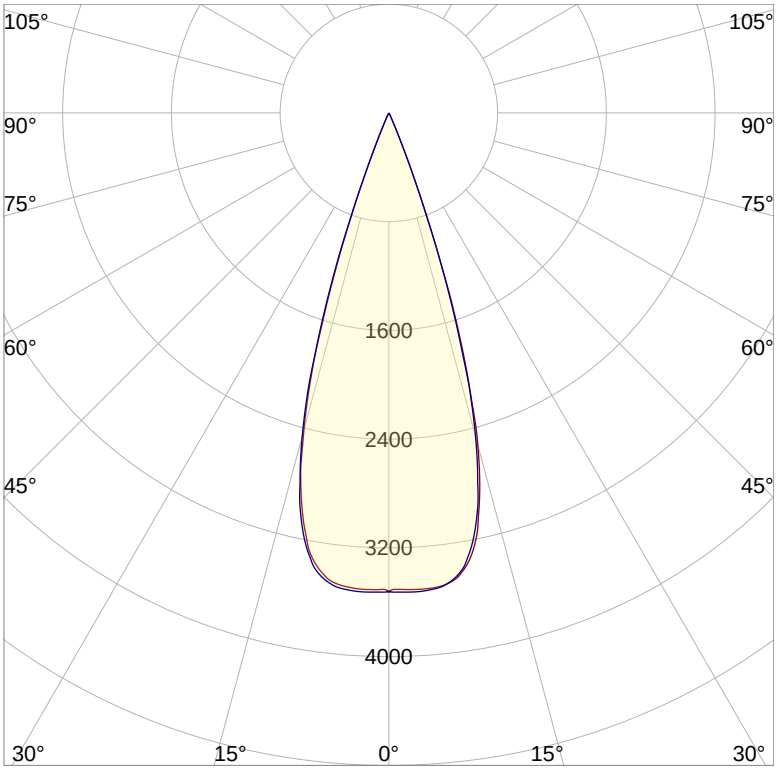

cd

η = 100.0%

C0 - C180
C90 - C270

Test report

Light measurement results

Print date 10/9/2025

Beam details

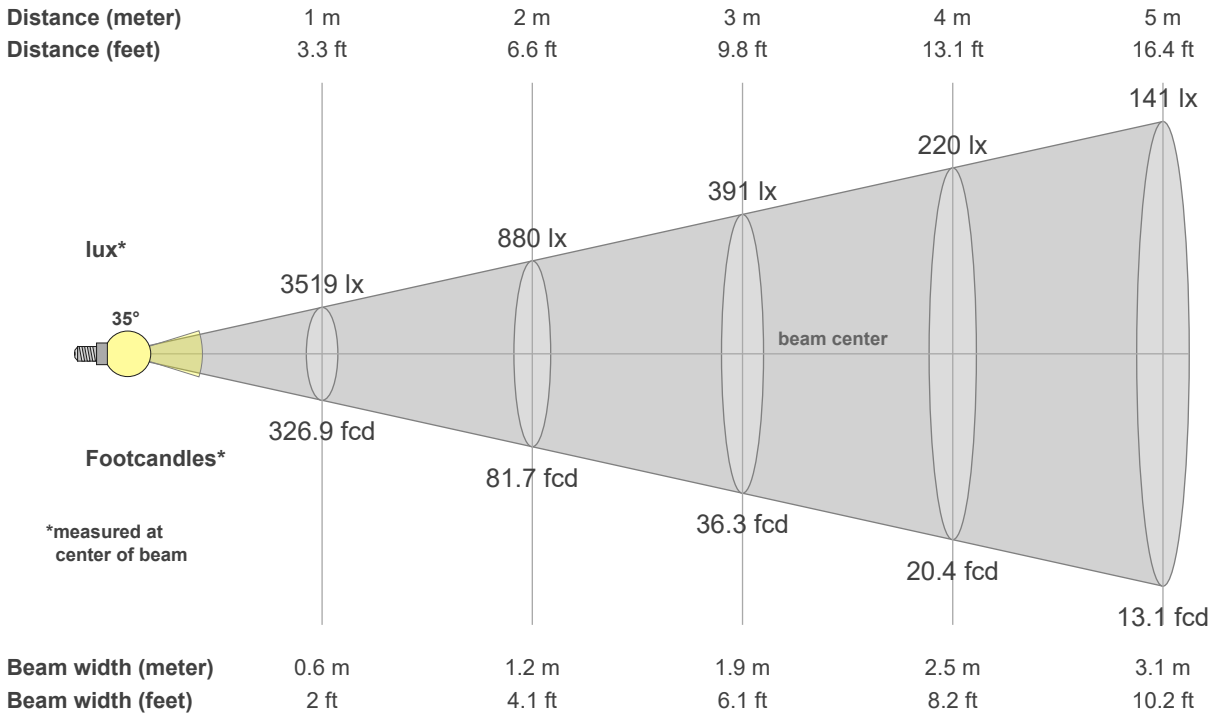

Luminaire budgetary diagram

LAMPS (number of lamps)

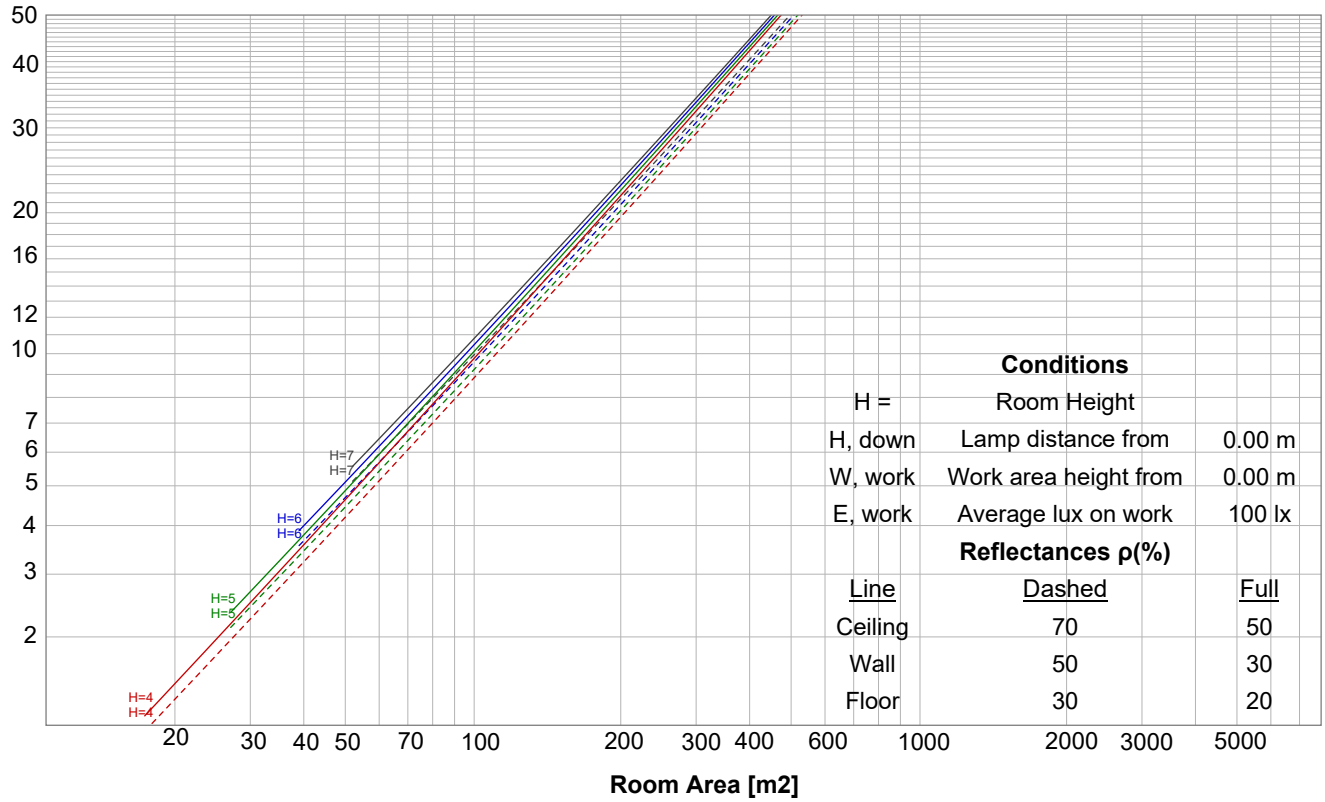

Test report

Light measurement results

Print date 10/9/2025

Iso-intensity Diagram (Iso-candela)

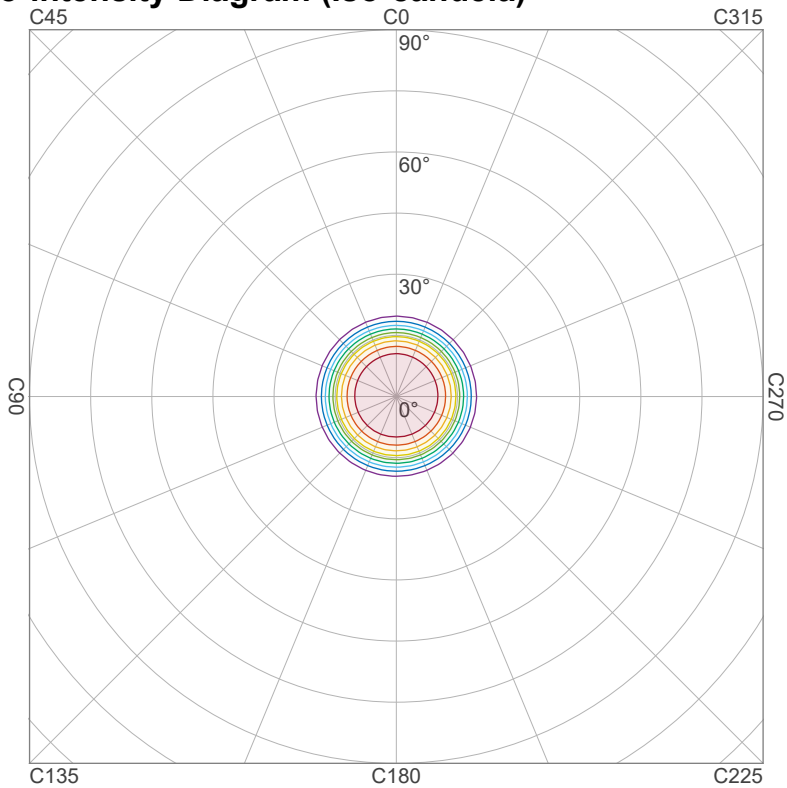

90 %	3176.1 cd
80 %	2823.2 cd
70 %	2470.3 cd
60 %	2117.4 cd
50 %	1764.5 cd
40 %	1411.6 cd
30 %	1058.7 cd
20 %	705.8 cd
10 %	352.9 cd

Peak intensity: 3529.0 cd
Number of c-planes: 4

Iso-illuminance Diagram (Iso-lux)

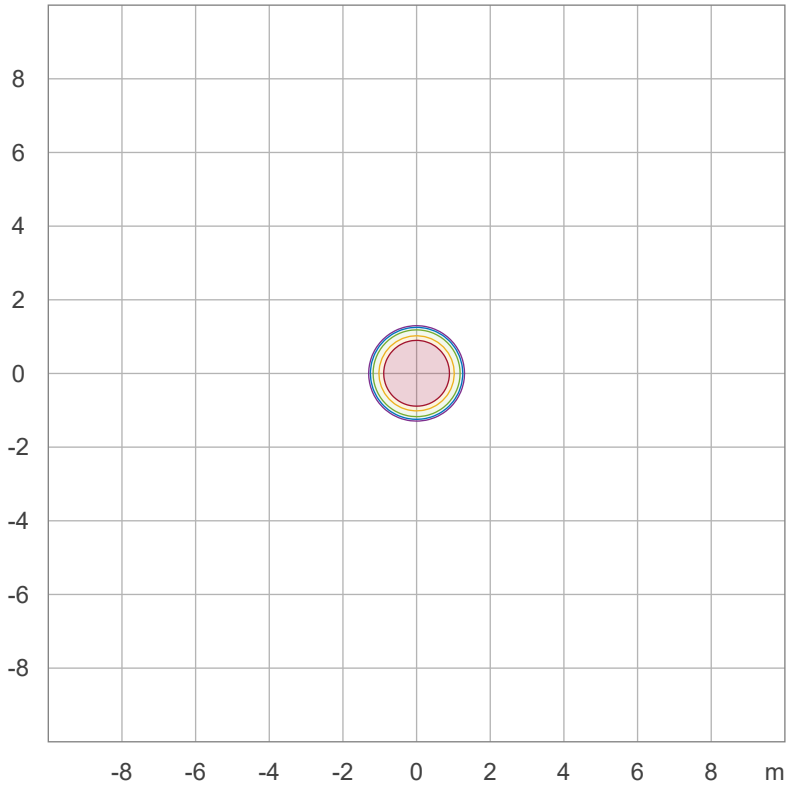

50.0 %	195.8 lx
30.0 %	117.5 lx
10.0 %	39.2 lx
5.0 %	19.6 lx
3.0 %	11.7 lx

Peak illuminance: 391.6 lx
Mounting height: 3.0 m
Number of c-planes: 4

Linear intensity distribution

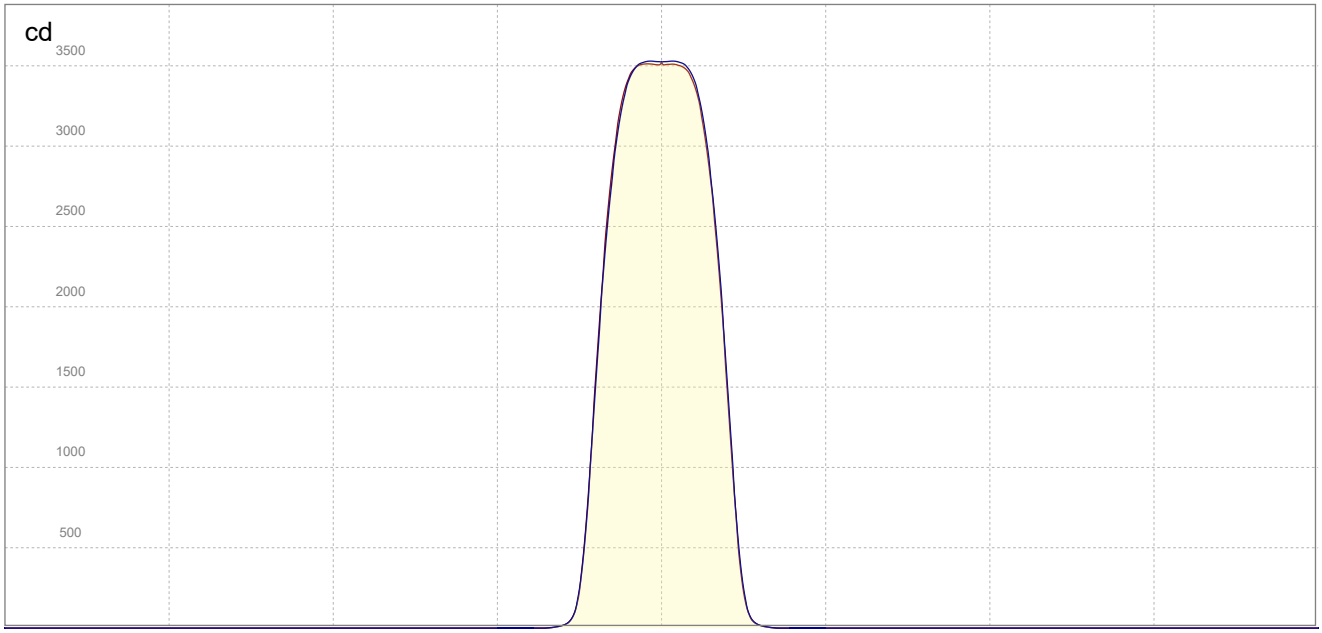

C0 - C180
C90 - C270

IESNA TM-15-07 Luminaire Classification System For Outdoor Luminaires

BUG rating B2 U0 G0

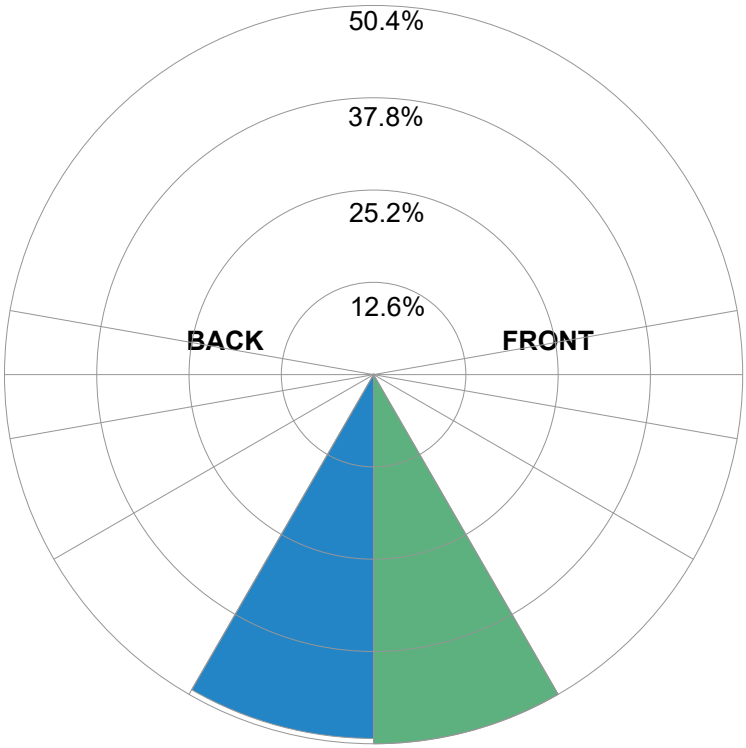

Forward Light			
Low (0-30°)	512.2	lm	50.4%
Medium (30-60°)	0.1	lm	0%
High (60-80°)	0	lm	0%
Very High	0	lm	0%
Back Light			
Low (0-30°)	504.8	lm	49.6%
Medium (30-60°)	0.1	lm	0%
High (60-80°)	0	lm	0%
Very High	0	lm	0%
Uplight			
Low (90-100°)	0	lm	0%
High (100-180°)	0	lm	0%
Total			
Sum	1017	lm	100%

Test report

Light measurement results

Print date 10/9/2025

Laboratory and Equipment

Test lab	n/a - serial: n/a sensor serial: n/a
Spectrometer Manufacturer and Model	n/a, n/a – n/a
Measurement date	9/10/2025

Measurement Conditions

Tested c-planes	5 – distance {C_PLANES_DIST}°
Tested gamma angles	361 – {H_PLANES_DIST}°
Input Power	- W

Tested Light Source

Luminaire	QuikBeam
Basic Luminous Shape	SPOT
Item No.	
Manufacturer	Astera

Main Light Measurement Results

Output – Total Lumen (Up% / Down%)	1086 lm – 0% / 100%
Efficiency	n/a lm/W
Peak Intensity	3768 cd
Correlated Color Temperature, CCT	3200 K
Color Rendering Index	CRI 0.0

Polar light distribution diagram

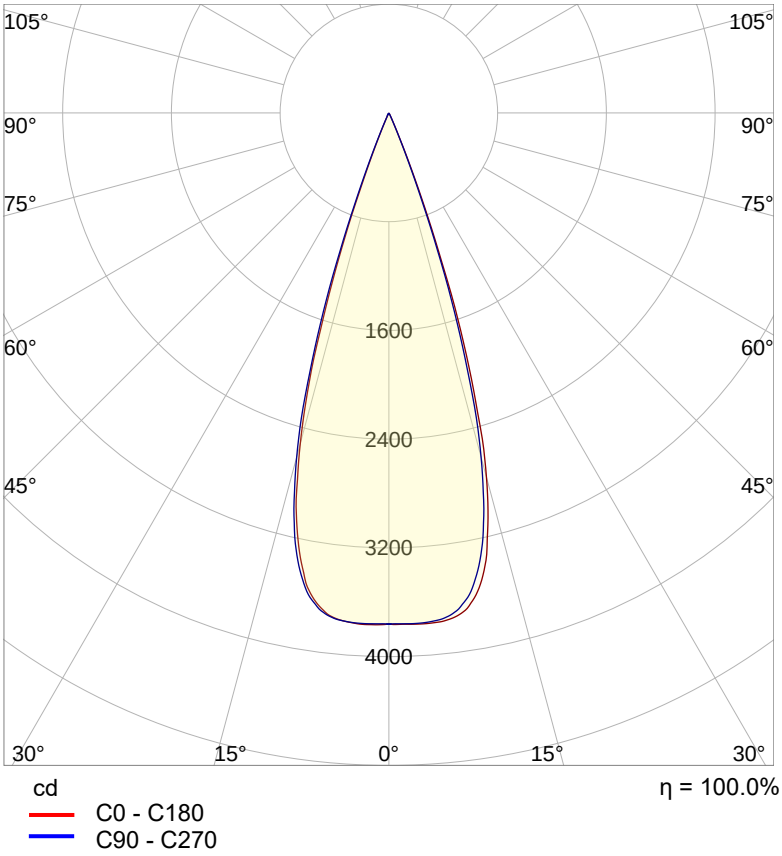

Test report

Light measurement results

Print date 10/9/2025

Beam details

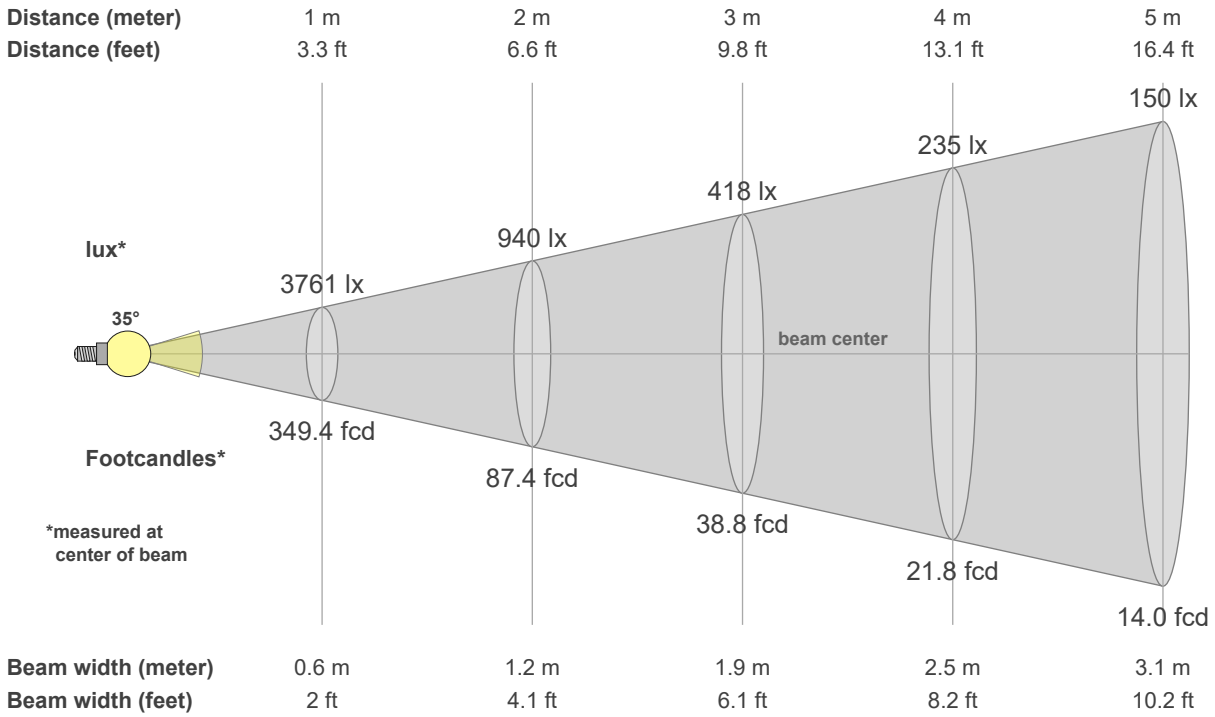

Luminaire budgetary diagram

LAMPS (number of lamps)

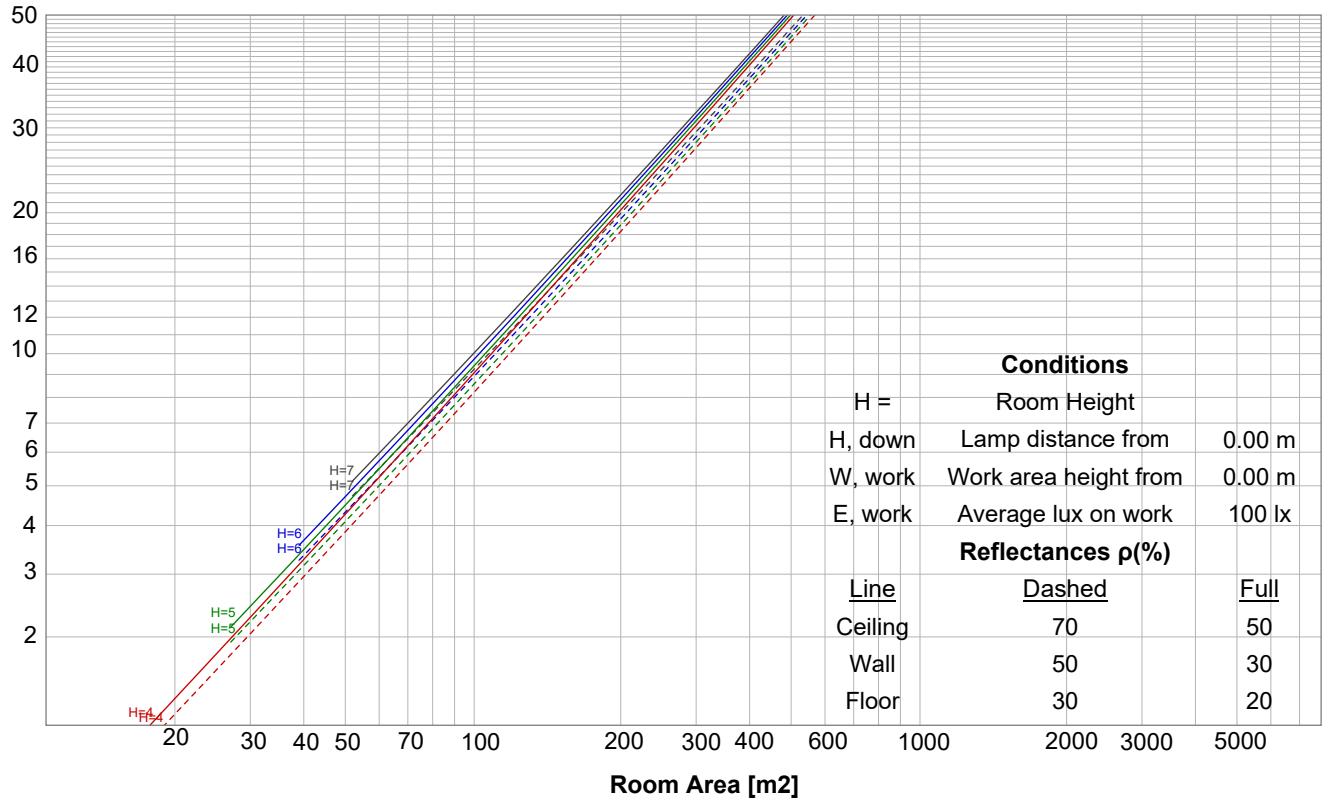

Iso-intensity Diagram (Iso-candela)

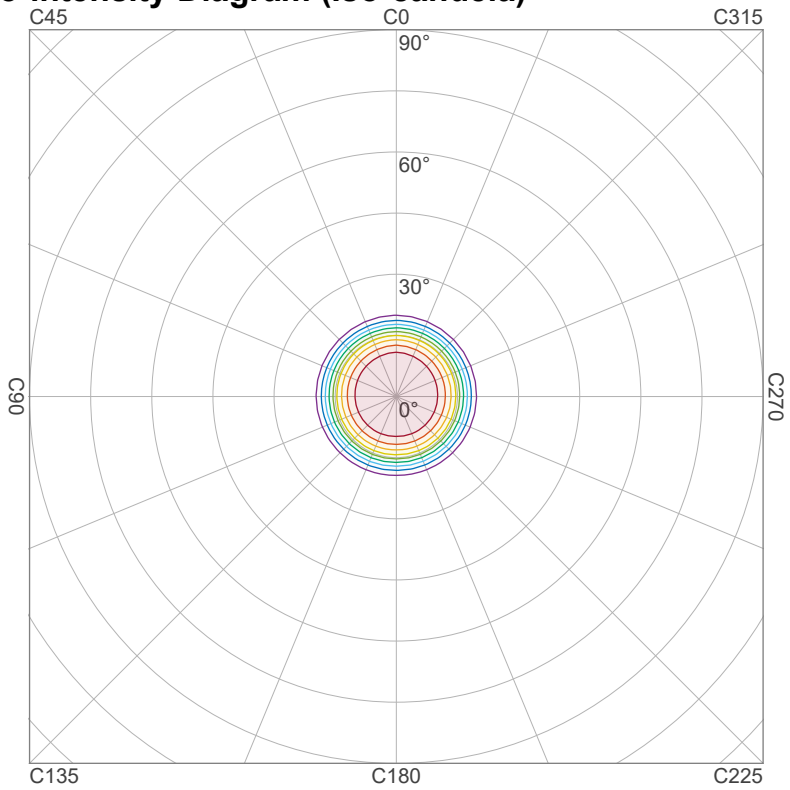

90 %	3390.6 cd
80 %	3013.8 cd
70 %	2637.1 cd
60 %	2260.4 cd
50 %	1883.7 cd
40 %	1506.9 cd
30 %	1130.2 cd
20 %	753.5 cd
10 %	376.7 cd

Peak intensity: 3767.3 cd
Number of c-planes: 4

Iso-illuminance Diagram (Iso-lux)

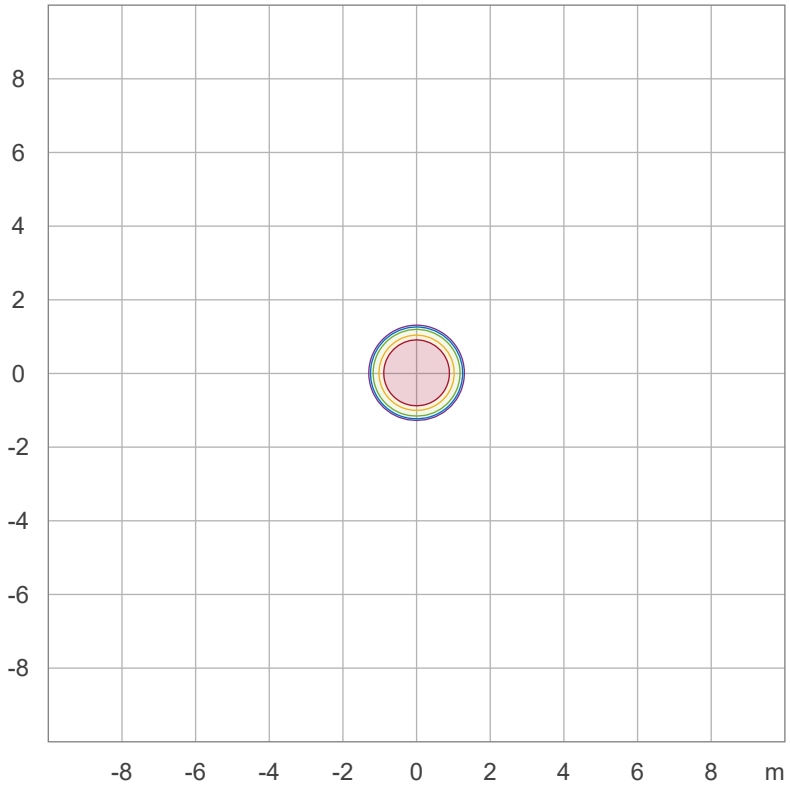

50.0 %	209.1 lx
30.0 %	125.5 lx
10.0 %	41.8 lx
5.0 %	20.9 lx
3.0 %	12.5 lx

Peak illuminance: 418.2 lx
Mounting height: 3.0 m
Number of c-planes: 4

Linear intensity distribution

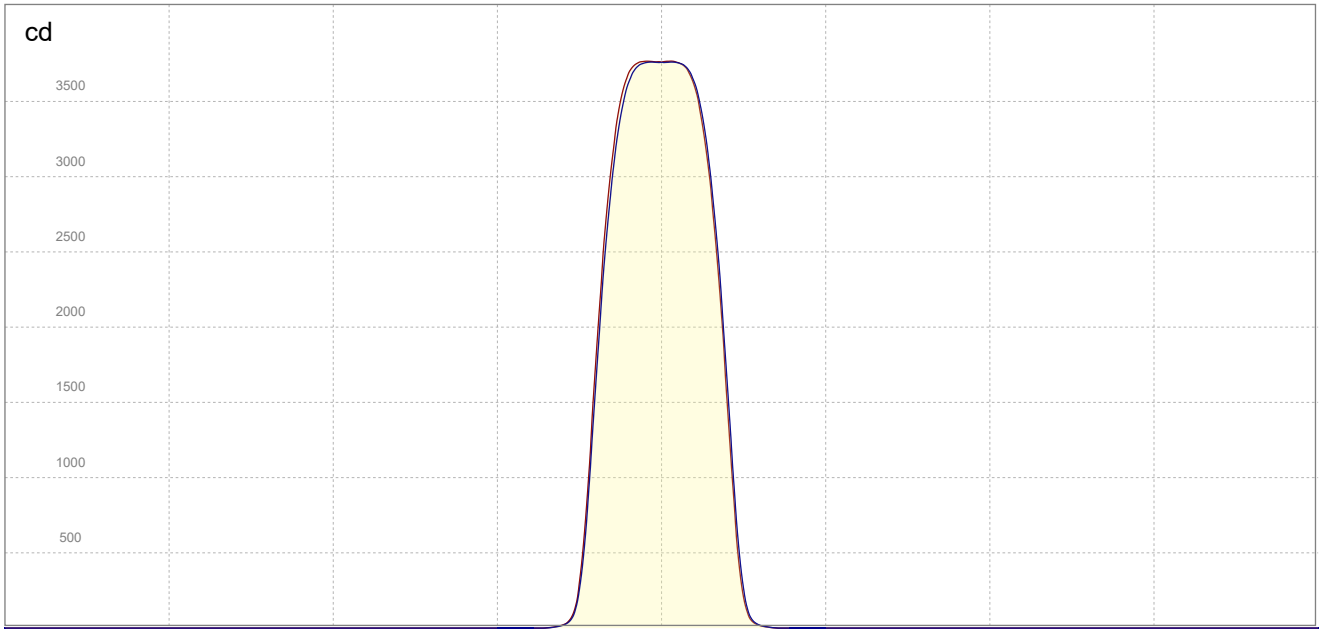

C0 - C180
C90 - C270

IESNA TM-15-07 Luminaire Classification System For Outdoor Luminaires

BUG rating B2 U0 G0

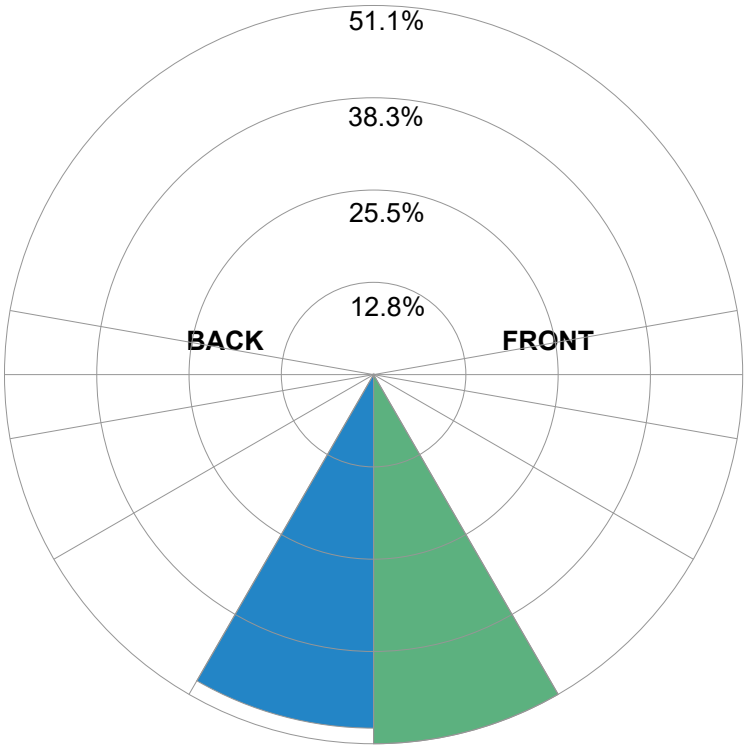

Forward Light			
Low (0-30°)	554.8	lm	51.1%
Medium (30-60°)	0.1	lm	0%
High (60-80°)	0	lm	0%
Very High	0	lm	0%
Back Light			
Low (0-30°)	531.3	lm	48.9%
Medium (30-60°)	0.1	lm	0%
High (60-80°)	0	lm	0%
Very High	0	lm	0%
Uplight			
Low (90-100°)	0	lm	0%
High (100-180°)	0	lm	0%
Total			
Sum	1086	lm	100%

Test report

Light measurement results

Print date 10/9/2025

Laboratory and Equipment

Test lab	n/a - serial: n/a sensor serial: n/a
Spectrometer Manufacturer and Model	n/a, n/a – n/a
Measurement date	9/10/2025

Measurement Conditions

Tested c-planes	5 – distance {C_PLANES_DIST}°
Tested gamma angles	361 – {H_PLANES_DIST}°
Input Power	- W

Tested Light Source

Luminaire	QuikBeam
Basic Luminous Shape	SPOT
Item No.	
Manufacturer	Astera

Main Light Measurement Results

Output – Total Lumen (Up% / Down%)	1131 lm – 0% / 100%
Efficiency	n/a lm/W
Peak Intensity	3932 cd
Correlated Color Temperature, CCT	4000 K
Color Rendering Index	CRI 0.0

Polar light distribution diagram

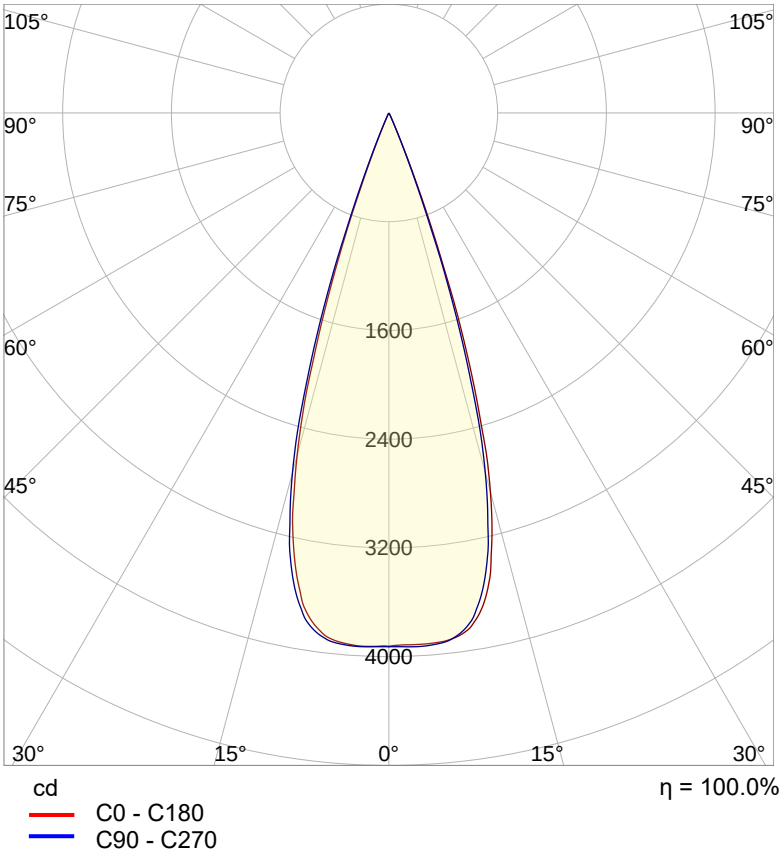

Test report

Light measurement results

Print date 10/9/2025

Beam details

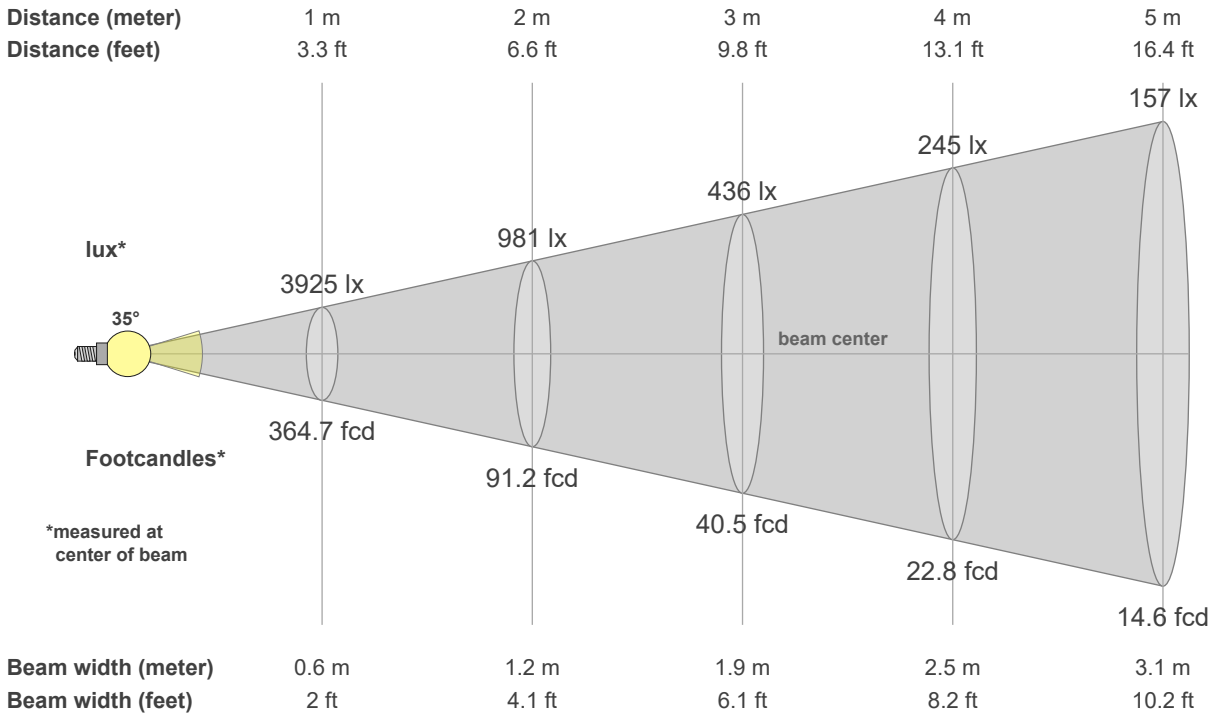

Luminaire budgetary diagram

LAMPS (number of lamps)

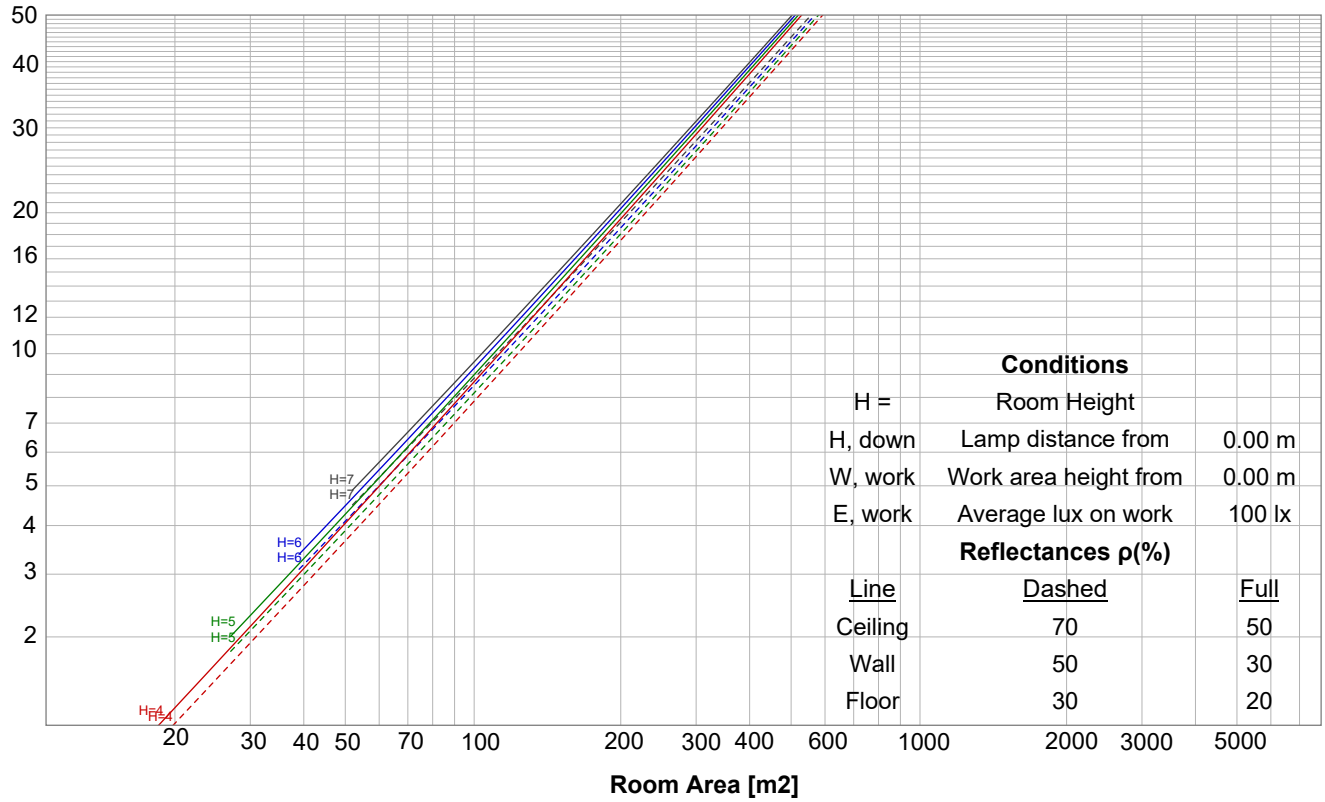

Iso-intensity Diagram (Iso-candela)

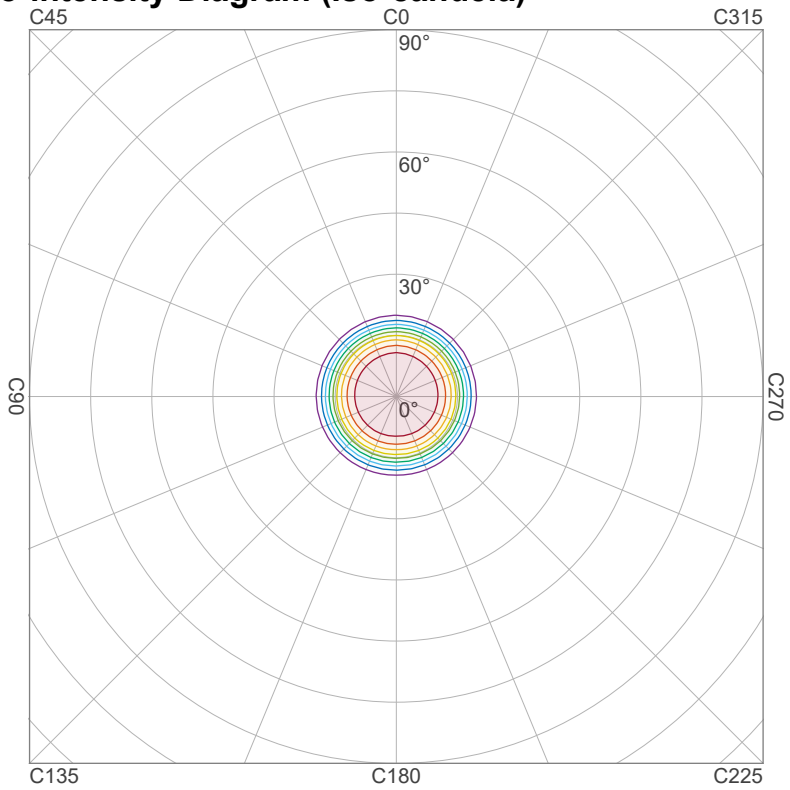

90 %	3538.8 cd
80 %	3145.6 cd
70 %	2752.4 cd
60 %	2359.2 cd
50 %	1966.0 cd
40 %	1572.8 cd
30 %	1179.6 cd
20 %	786.4 cd
10 %	393.2 cd

Peak intensity: 3932.0 cd
Number of c-planes: 4

Iso-illuminance Diagram (Iso-lux)

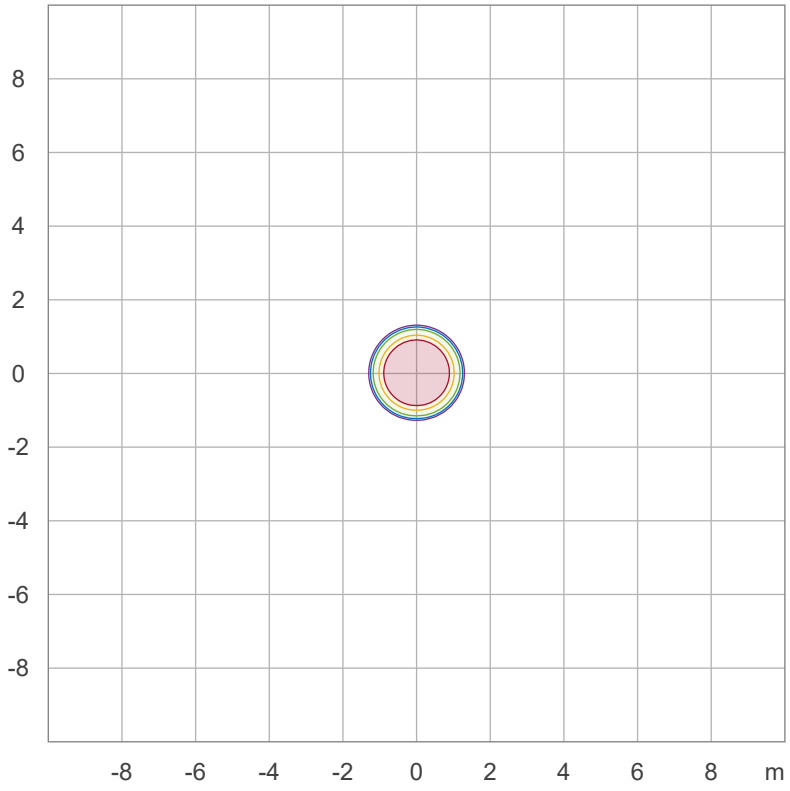

50.0 %	218.1 lx
30.0 %	130.9 lx
10.0 %	43.6 lx
5.0 %	21.8 lx
3.0 %	13.1 lx

Peak illuminance: 436.2 lx
Mounting height: 3.0 m
Number of c-planes: 4

Linear intensity distribution

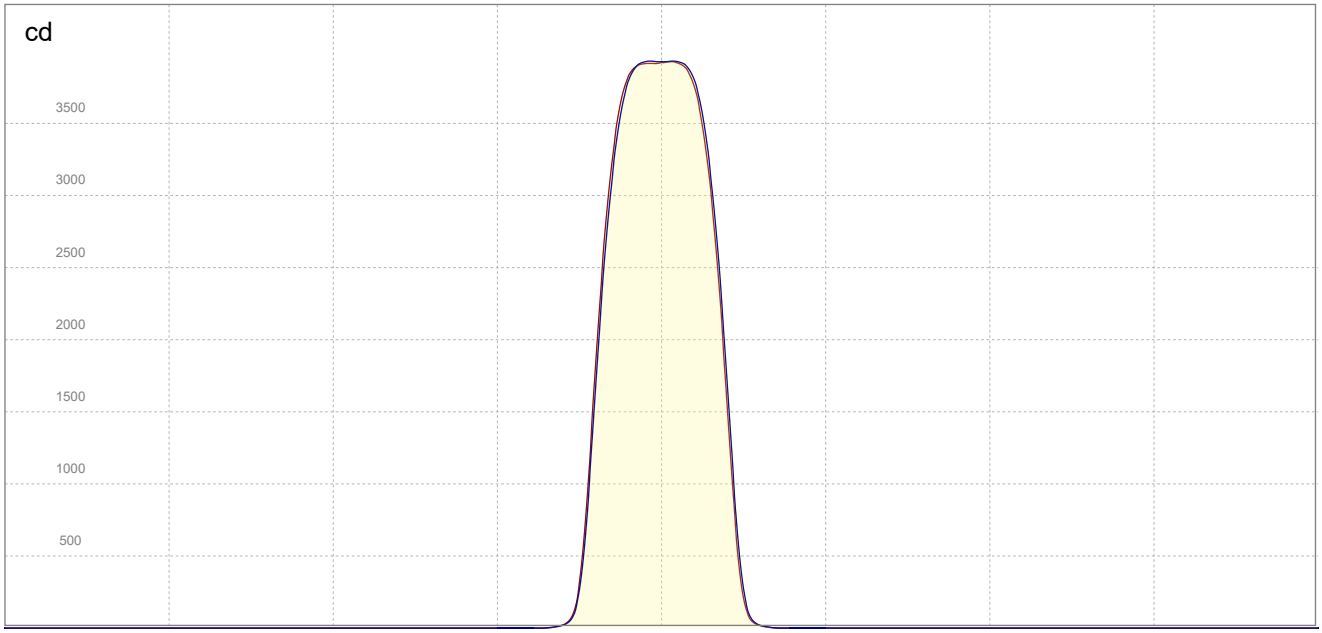

C0 - C180
C90 - C270

IESNA TM-15-07 Luminaire Classification System For Outdoor Luminaires

BUG rating B2 U0 G0

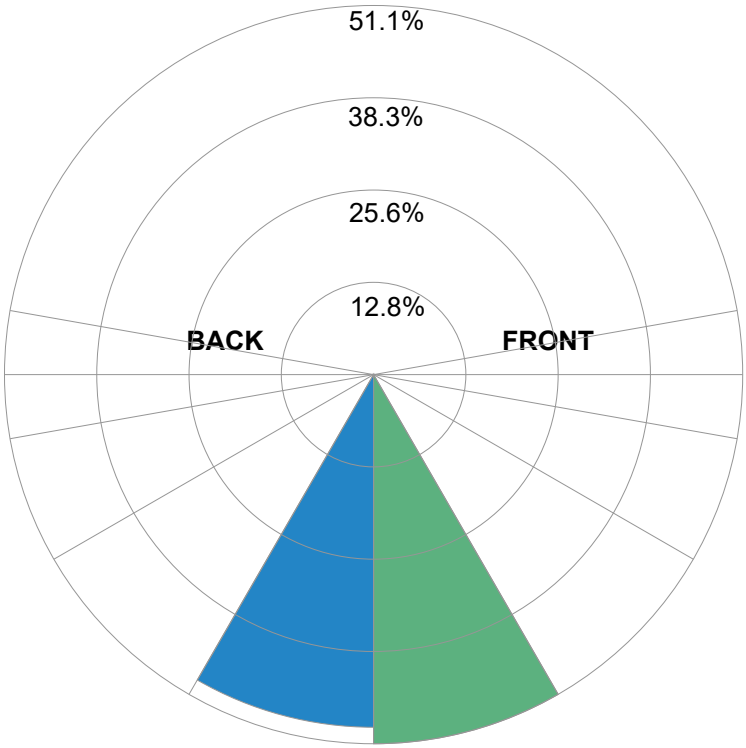

Forward Light			
Low (0-30°)	578.5	lm	51.1%
Medium (30-60°)	0.1	lm	0%
High (60-80°)	0	lm	0%
Very High	0	lm	0%
Back Light			
Low (0-30°)	552.6	lm	48.8%
Medium (30-60°)	0.1	lm	0%
High (60-80°)	0	lm	0%
Very High	0	lm	0%
Uplight			
Low (90-100°)	0	lm	0%
High (100-180°)	0	lm	0%
Total			
Sum	1131	lm	100%

Test report

Light measurement results

Print date 10/9/2025

Laboratory and Equipment

Test lab	n/a - serial: n/a sensor serial: n/a
Spectrometer Manufacturer and Model	n/a, n/a – n/a
Measurement date	9/10/2025

Measurement Conditions

Tested c-planes	5 – distance {C_PLANES_DIST}°
Tested gamma angles	361 – {H_PLANES_DIST}°
Input Power	- W

Tested Light Source

Luminaire	QuikBeam
Basic Luminous Shape	SPOT
Item No.	
Manufacturer	Astera

Main Light Measurement Results

Output – Total Lumen (Up% / Down%)	1162 lm – 0% / 100%
Efficiency	n/a lm/W
Peak Intensity	4054 cd
Correlated Color Temperature, CCT	5500 K
Color Rendering Index	CRI 0.0

Polar light distribution diagram

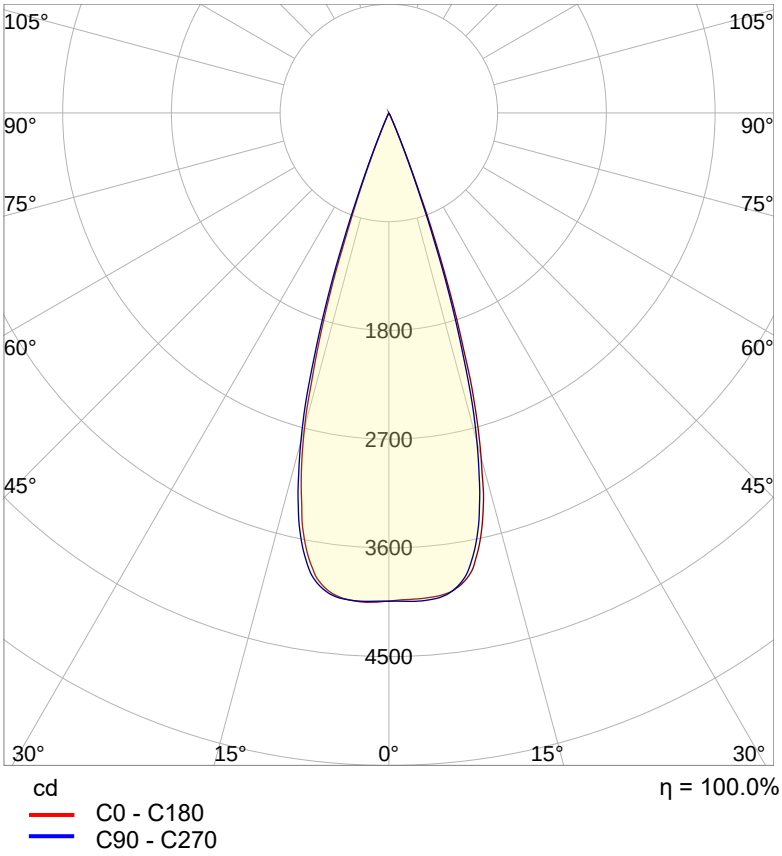

Test report

Light measurement results

Print date 10/9/2025

Beam details

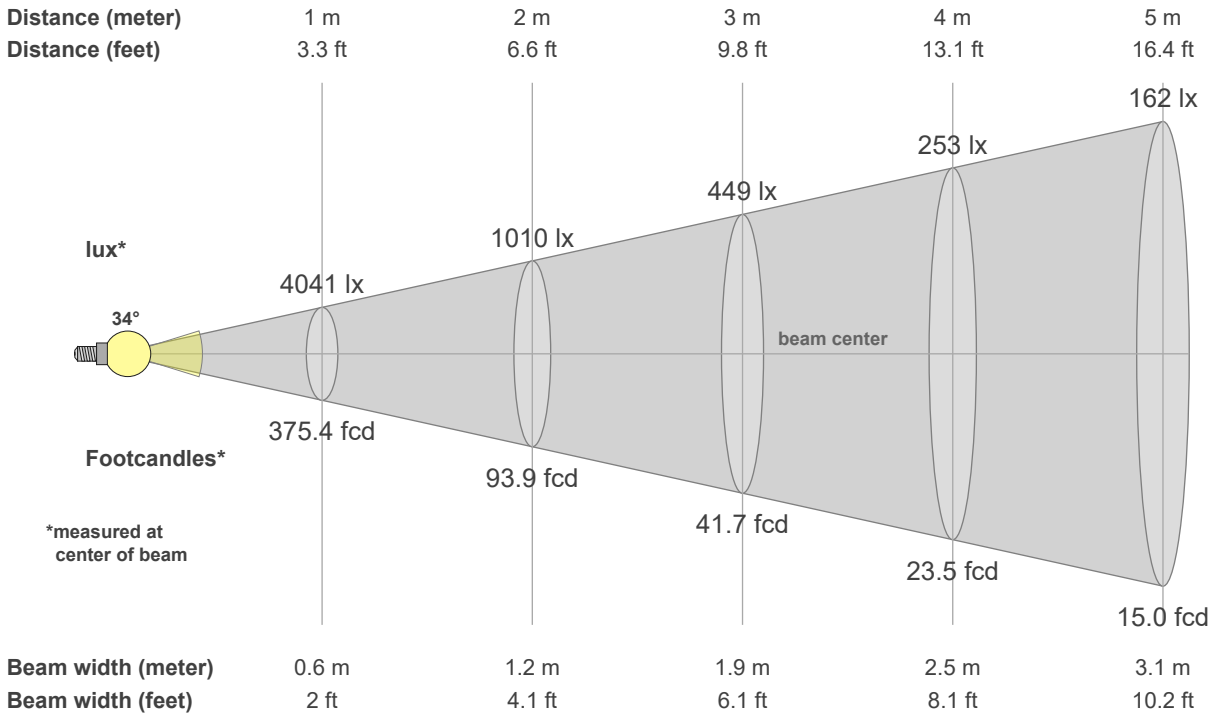

Luminaire budgetary diagram

LAMPS (number of lamps)

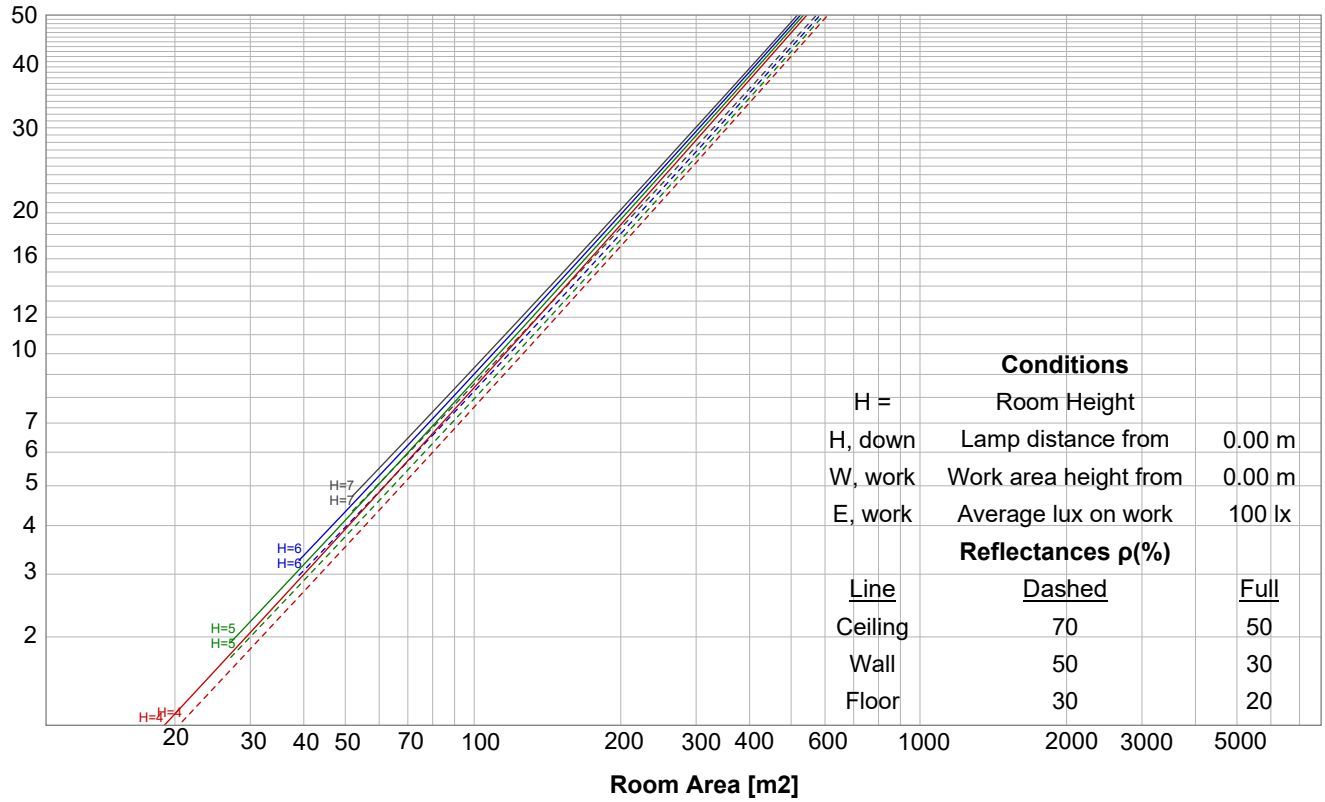

Iso-intensity Diagram (Iso-candela)

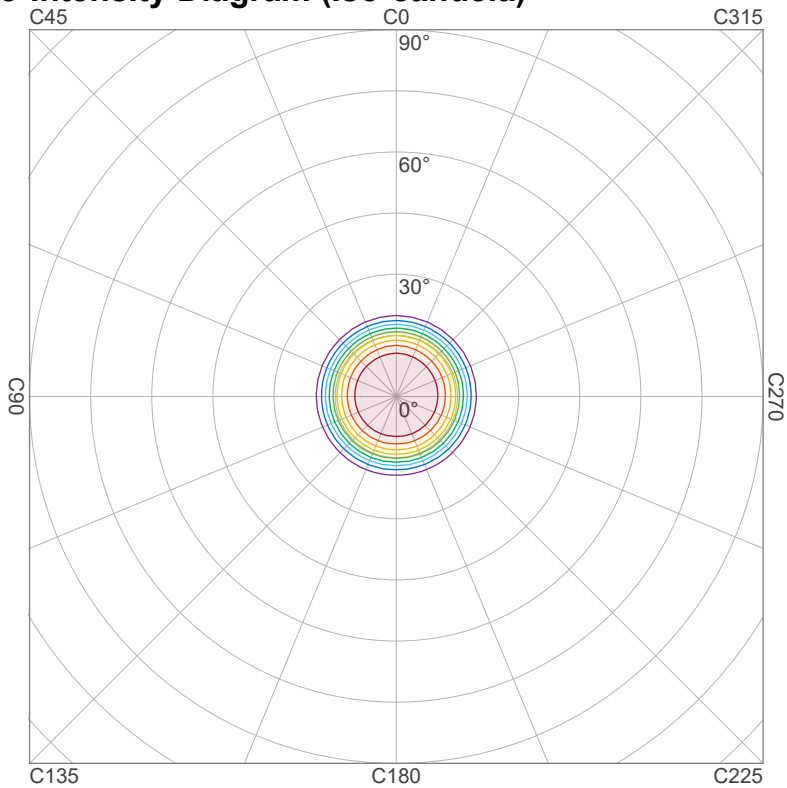

90 %	3648.2 cd
80 %	3242.8 cd
70 %	2837.5 cd
60 %	2432.1 cd
50 %	2026.8 cd
40 %	1621.4 cd
30 %	1216.1 cd
20 %	810.7 cd
10 %	405.4 cd

Peak intensity: 4053.6 cd
Number of c-planes: 4

Iso-illuminance Diagram (Iso-lux)

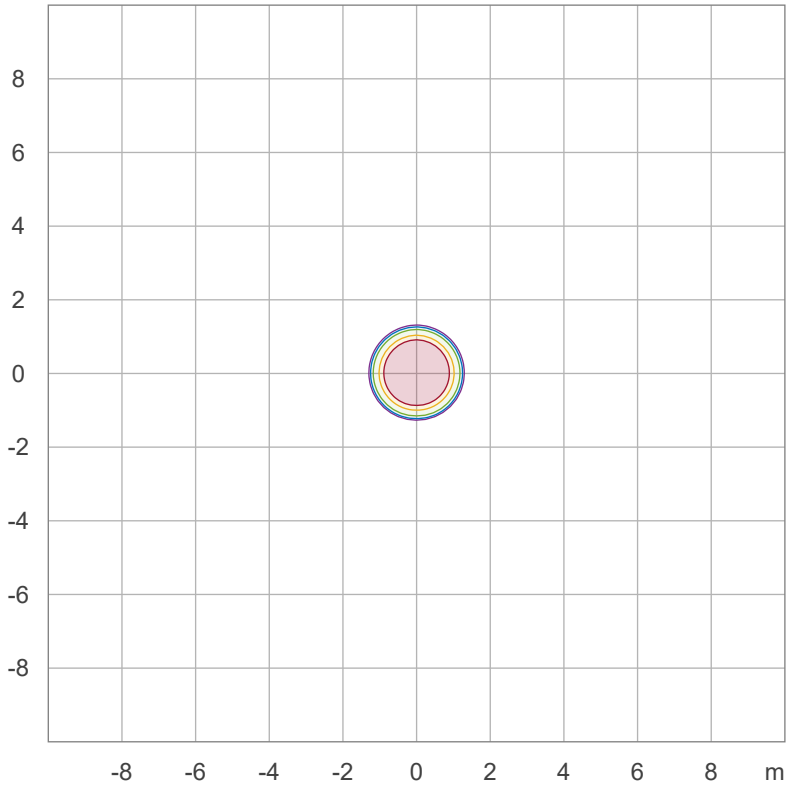

50.0 %	224.7 lx
30.0 %	134.8 lx
10.0 %	44.9 lx
5.0 %	22.5 lx
3.0 %	13.5 lx

Peak illuminance: 449.4 lx
Mounting height: 3.0 m
Number of c-planes: 4

Linear intensity distribution

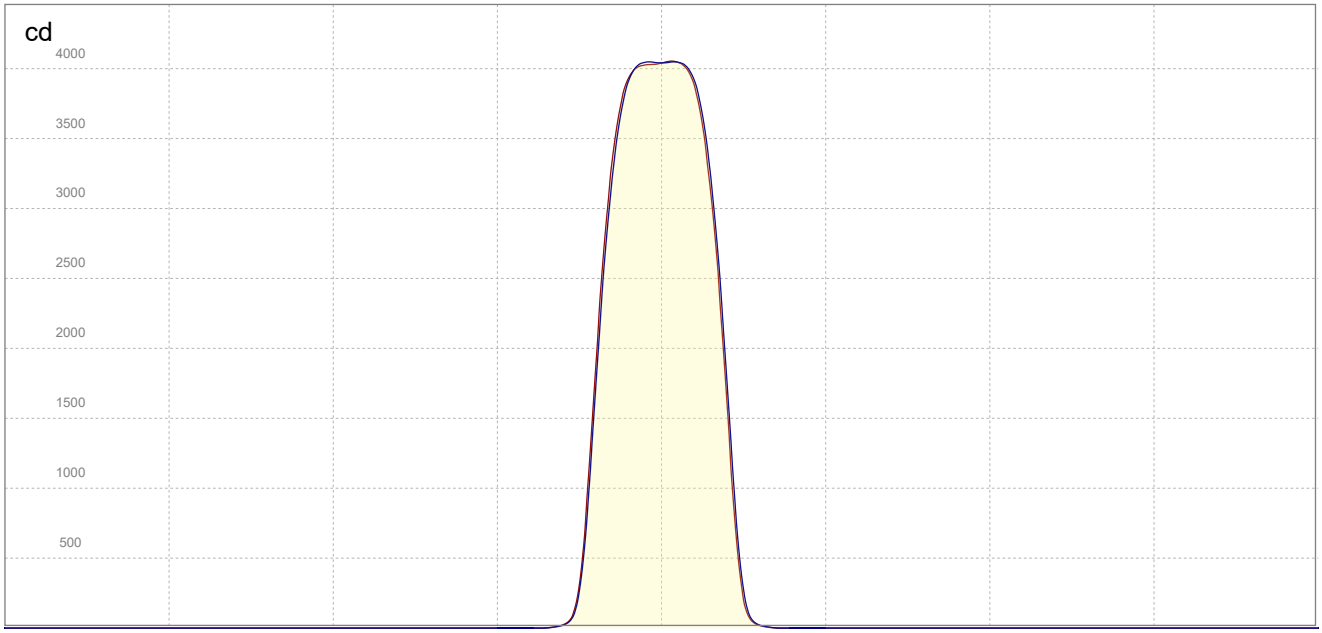

C0 - C180
C90 - C270

IESNA TM-15-07 Luminaire Classification System For Outdoor Luminaires

BUG rating B2 U0 G0

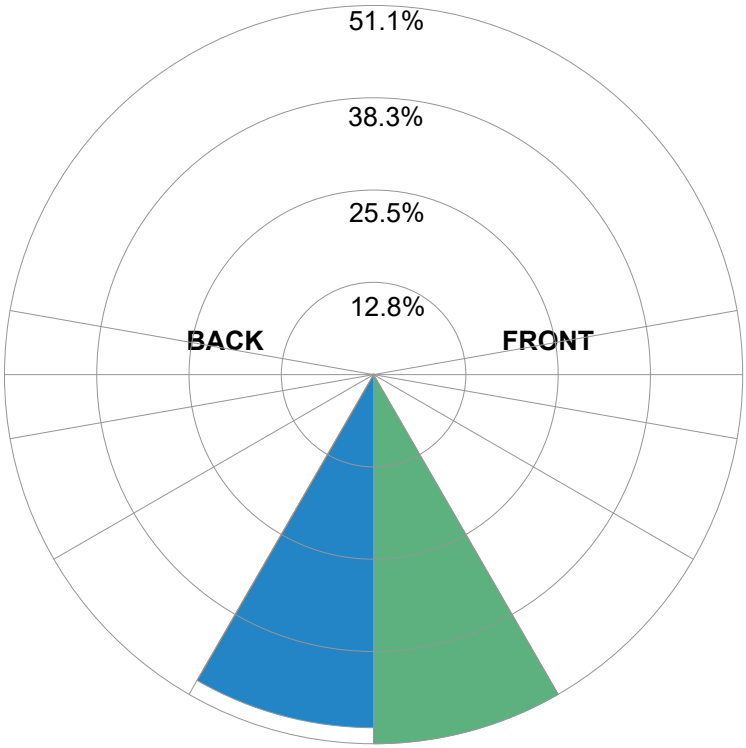

Forward Light			
Low (0-30°)	593.7	lm	51.1%
Medium (30-60°)	0.2	lm	0%
High (60-80°)	0	lm	0%
Very High	0	lm	0%
Back Light			
Low (0-30°)	567.9	lm	48.9%
Medium (30-60°)	0.1	lm	0%
High (60-80°)	0	lm	0%
Very High	0	lm	0%
Uplight			
Low (90-100°)	0	lm	0%
High (100-180°)	0	lm	0%
Total			
Sum	1162	lm	100%

Test report

Light measurement results

Print date 10/9/2025

Laboratory and Equipment

Test lab	n/a - serial: n/a sensor serial: n/a
Spectrometer Manufacturer and Model	n/a, n/a – n/a
Measurement date	9/10/2025

Measurement Conditions

Tested c-planes	5 – distance {C_PLANES_DIST}°
Tested gamma angles	361 – {H_PLANES_DIST}°
Input Power	- W

Tested Light Source

Luminaire	QuikBeam
Basic Luminous Shape	SPOT
Item No.	
Manufacturer	Astera

Main Light Measurement Results

Output – Total Lumen (Up% / Down%)	1142 lm – 0% / 100%
Efficiency	n/a lm/W
Peak Intensity	3990 cd
Correlated Color Temperature, CCT	6500 K
Color Rendering Index	CRI 85.0

Polar light distribution diagram

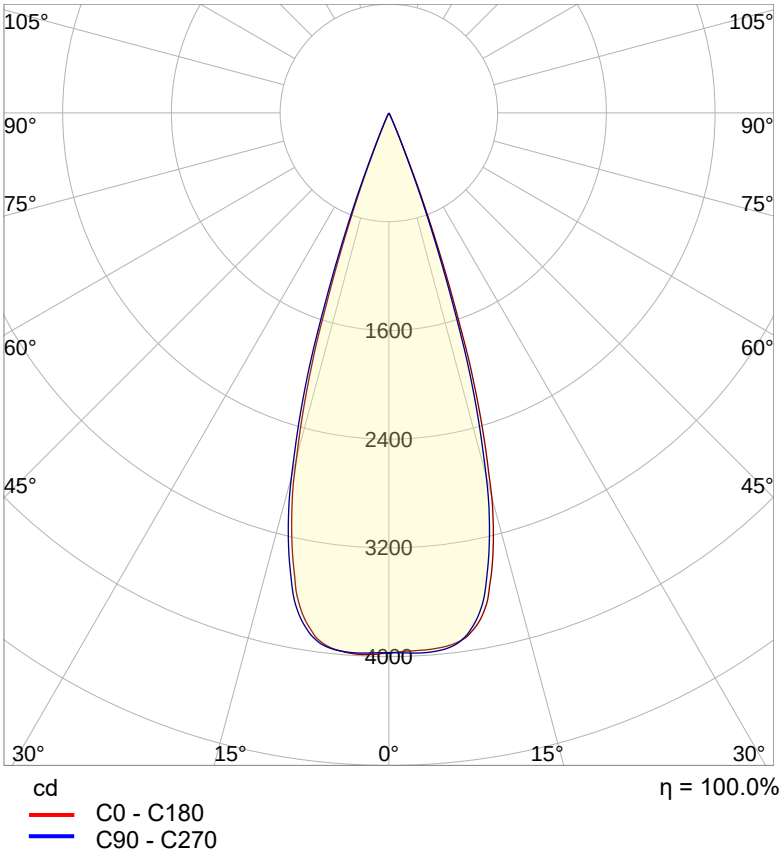

Test report

Light measurement results

Print date 10/9/2025

Beam details

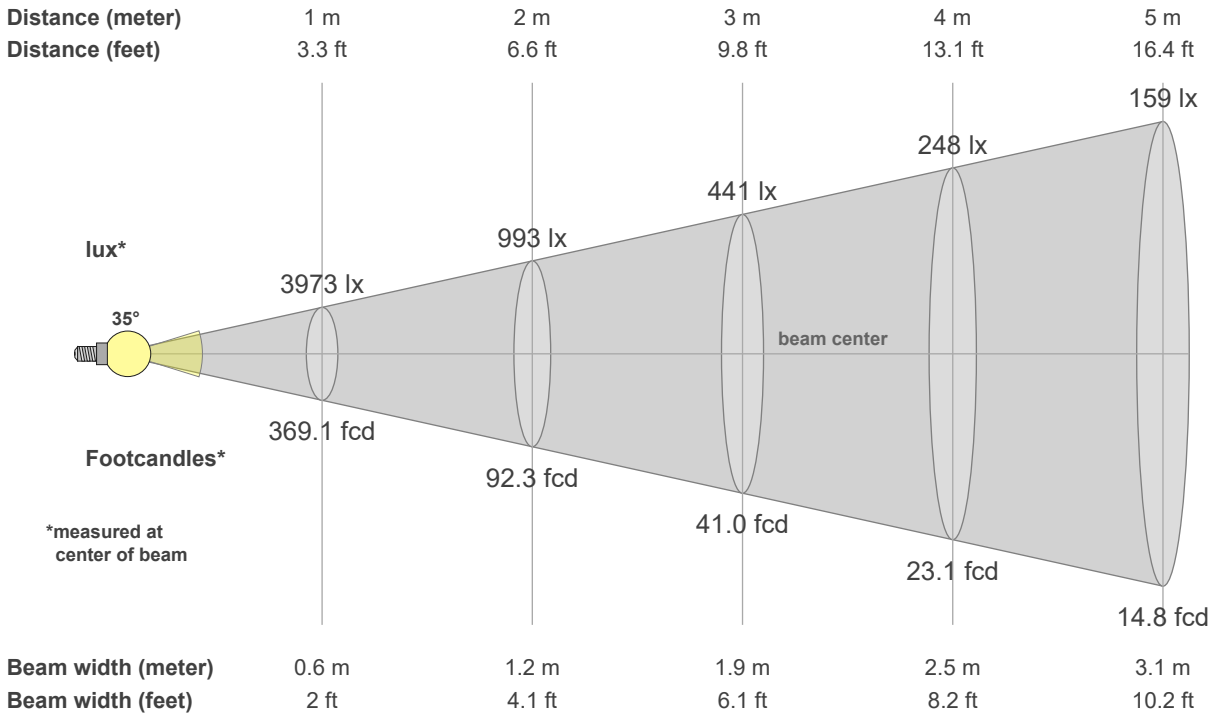

Luminaire budgetary diagram

LAMPS (number of lamps)

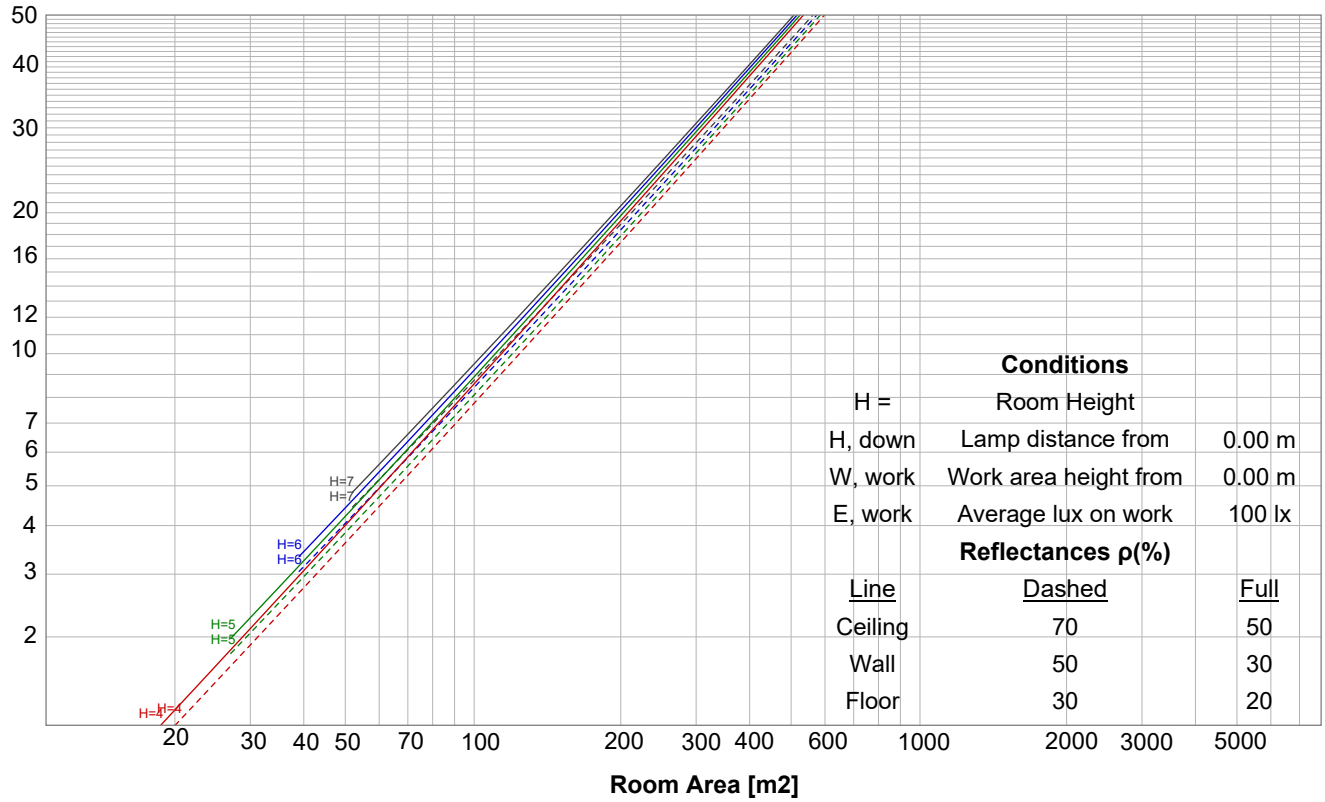

Iso-intensity Diagram (Iso-candela)

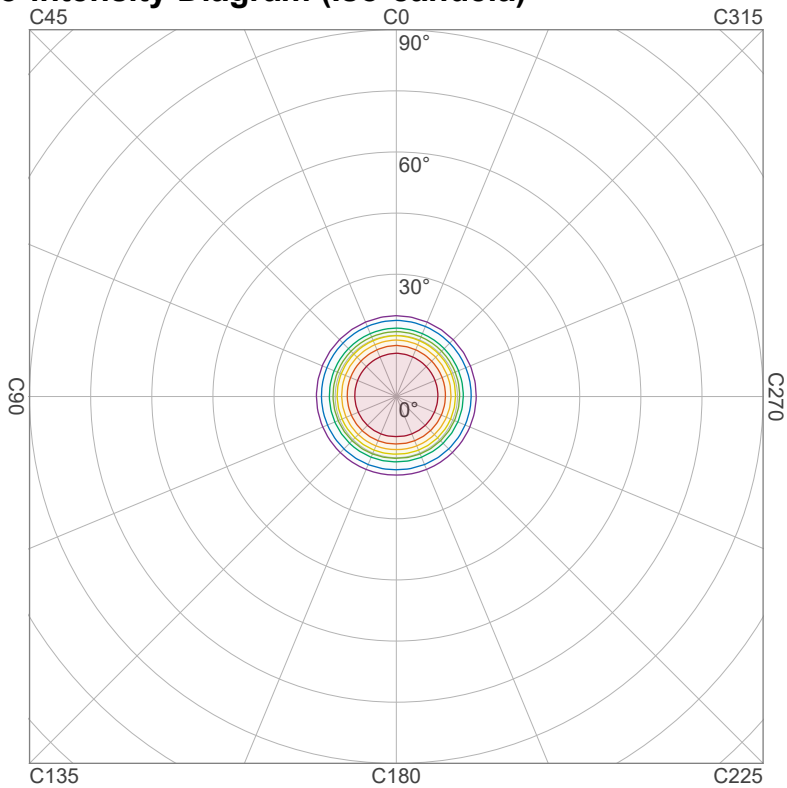

90 %	3591.0 cd
80 %	3192.0 cd
70 %	2793.0 cd
60 %	2394.0 cd
50 %	1995.0 cd
40 %	1596.0 cd
30 %	1197.0 cd
20 %	798.0 cd
10 %	399.0 cd

Peak intensity: 3990.0 cd
Number of c-planes: 4

Iso-illuminance Diagram (Iso-lux)

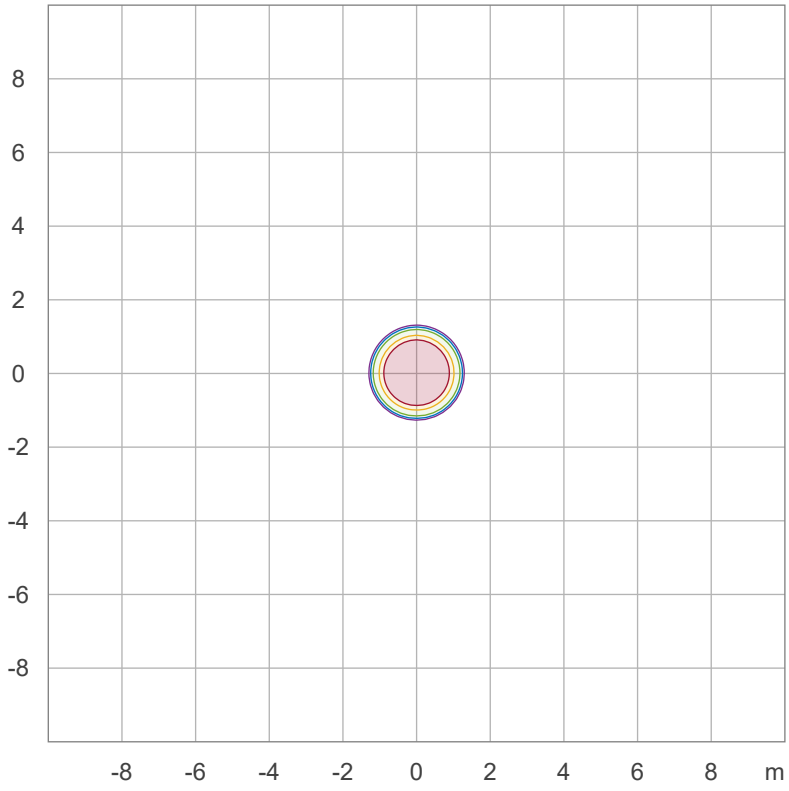

50.0 %	221.1 lx
30.0 %	132.7 lx
10.0 %	44.2 lx
5.0 %	22.1 lx
3.0 %	13.3 lx

Peak illuminance: 442.2 lx
Mounting height: 3.0 m
Number of c-planes: 4

Linear intensity distribution

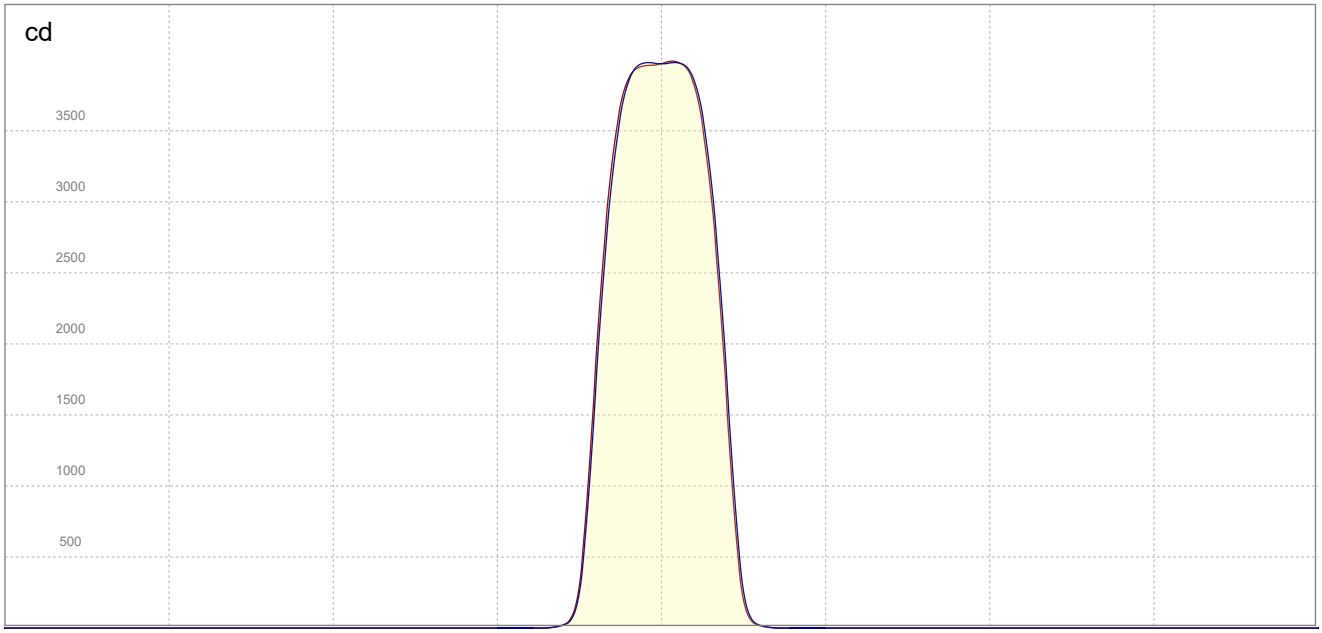

C0 - C180
C90 - C270

IESNA TM-15-07 Luminaire Classification System For Outdoor Luminaires

BUG rating B2 U0 G0

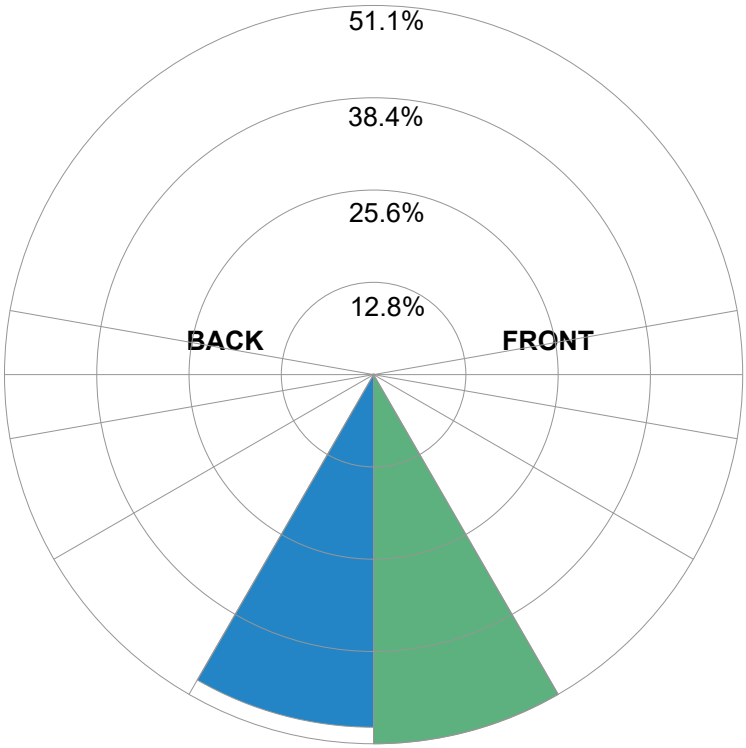

Forward Light			
Low (0-30°)	583.8	lm	51.1%
Medium (30-60°)	0.1	lm	0%
High (60-80°)	0	lm	0%
Very High	0	lm	0%
Back Light			
Low (0-30°)	557.6	lm	48.8%
Medium (30-60°)	0.1	lm	0%
High (60-80°)	0	lm	0%
Very High	0	lm	0%
Uplight			
Low (90-100°)	0	lm	0%
High (100-180°)	0	lm	0%
Total			
Sum	1142	lm	100%

Test report

Light measurement results

Print date 10/9/2025

Laboratory and Equipment

Test lab	n/a - serial: n/a sensor serial: n/a
Spectrometer Manufacturer and Model	n/a, n/a – n/a
Measurement date	9/10/2025

Measurement Conditions

Tested c-planes	5 – distance {C_PLANES_DIST}°
Tested gamma angles	181 – {H_PLANES_DIST}°
Input Power	- W

Tested Light Source

Luminaire	QuikBeam
Basic Luminous Shape	SPOT
Item No.	
Manufacturer	Astera

Main Light Measurement Results

Output – Total Lumen (Up% / Down%)	1124 lm – 0% / 100%
Efficiency	n/a lm/W
Peak Intensity	1217 cd
Correlated Color Temperature, CCT	2700 K
Color Rendering Index	CRI 0.0

Polar light distribution diagram

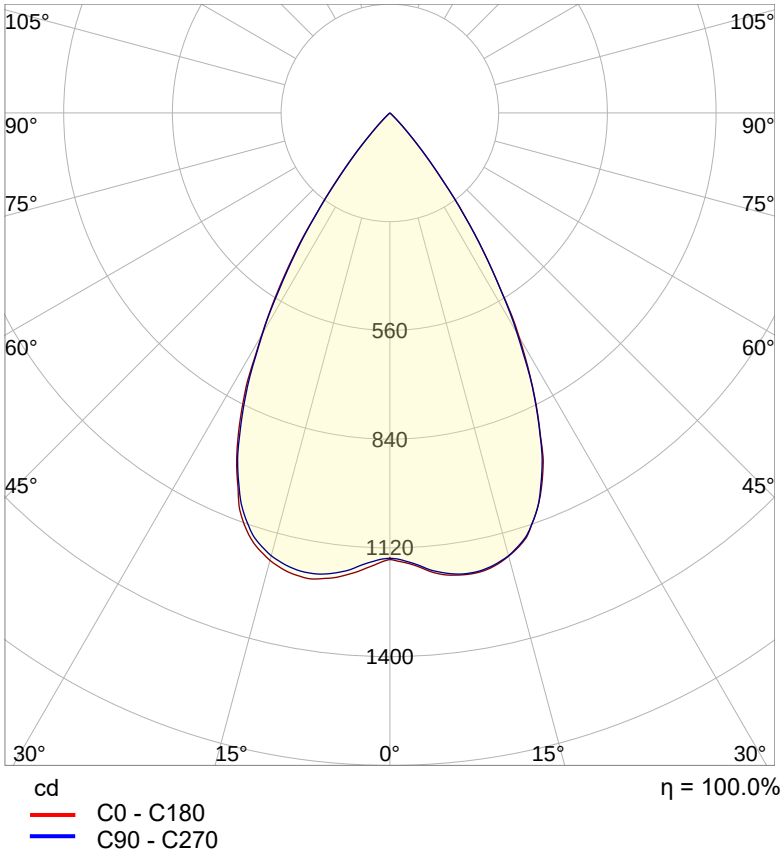

Test report

Light measurement results

Print date 10/9/2025

Beam details

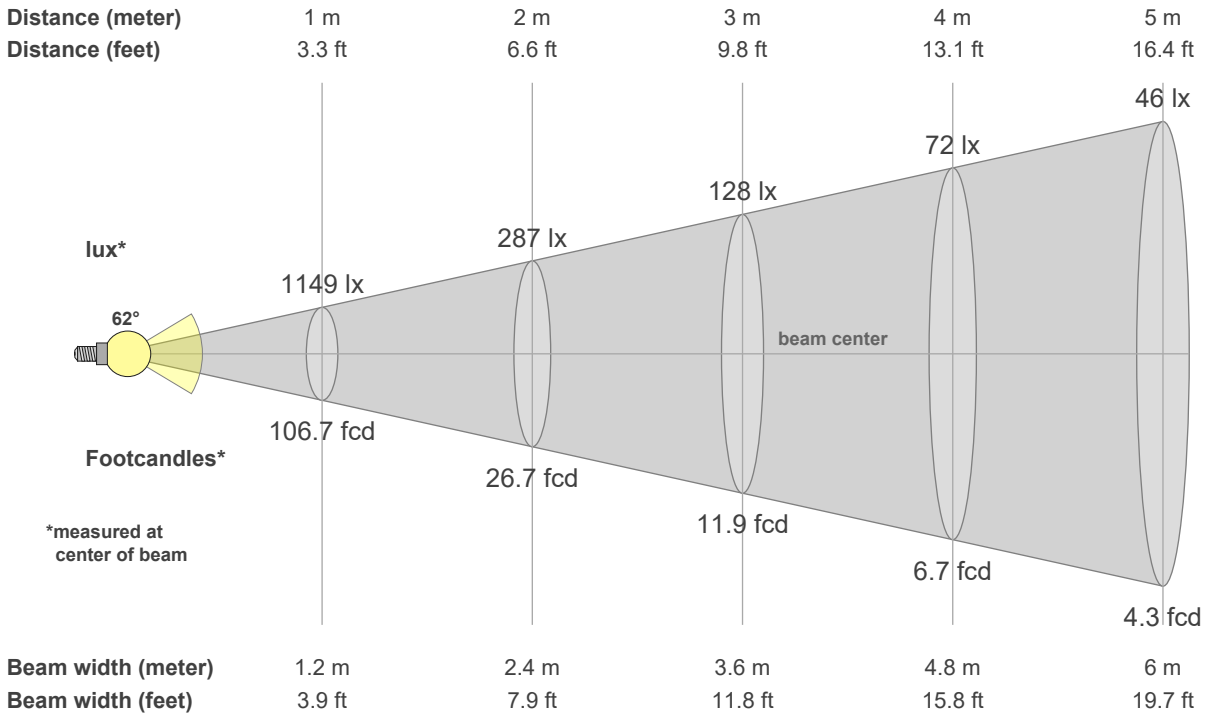

Luminaire budgetary diagram

LAMPS (number of lamps)

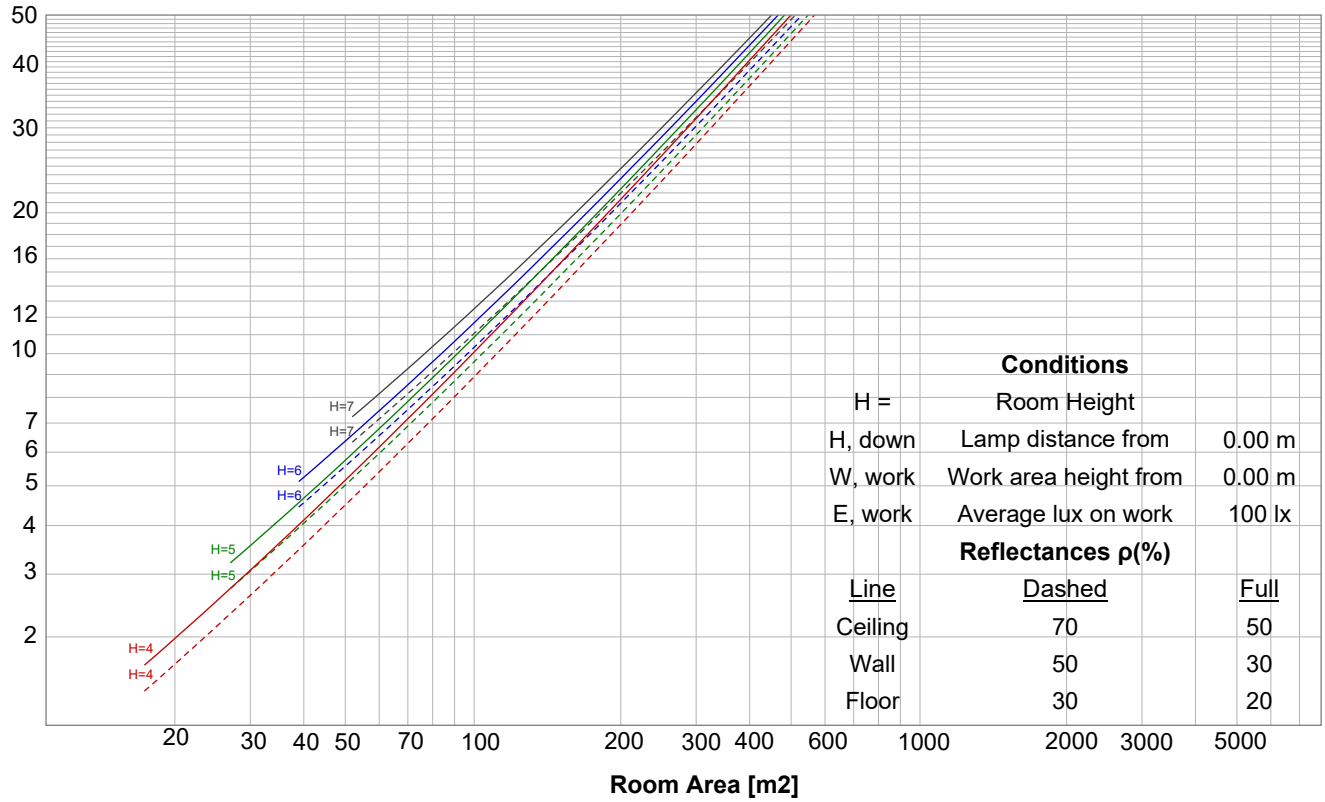

Iso-intensity Diagram (Iso-candela)

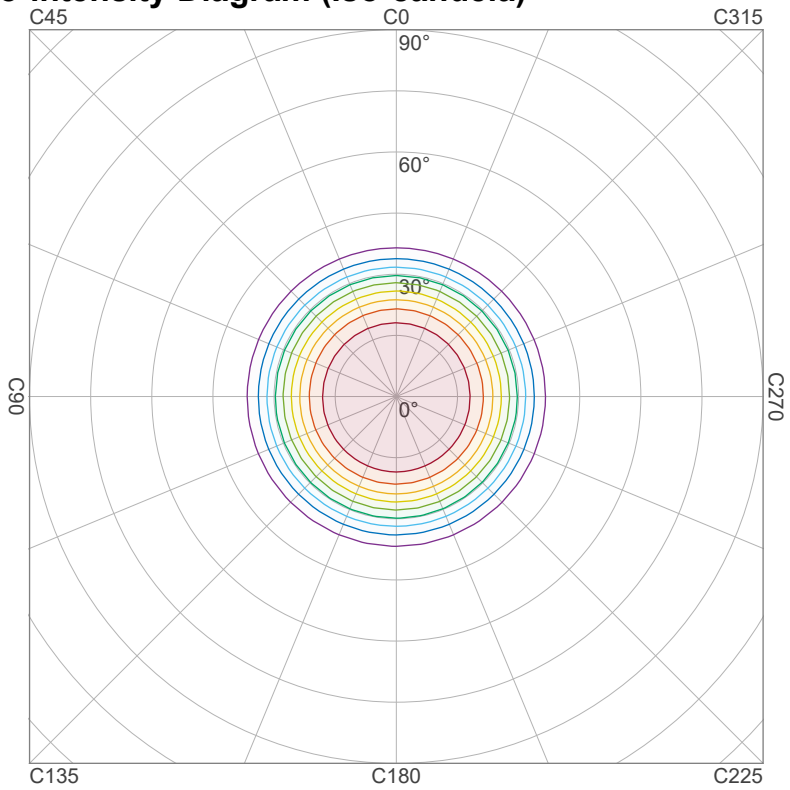

90 %	1095.6 cd
80 %	973.8 cd
70 %	852.1 cd
60 %	730.4 cd
50 %	608.7 cd
40 %	486.9 cd
30 %	365.2 cd
20 %	243.5 cd
10 %	121.7 cd

Peak intensity: 1217.3 cd
Number of c-planes: 4

Iso-illuminance Diagram (Iso-lux)

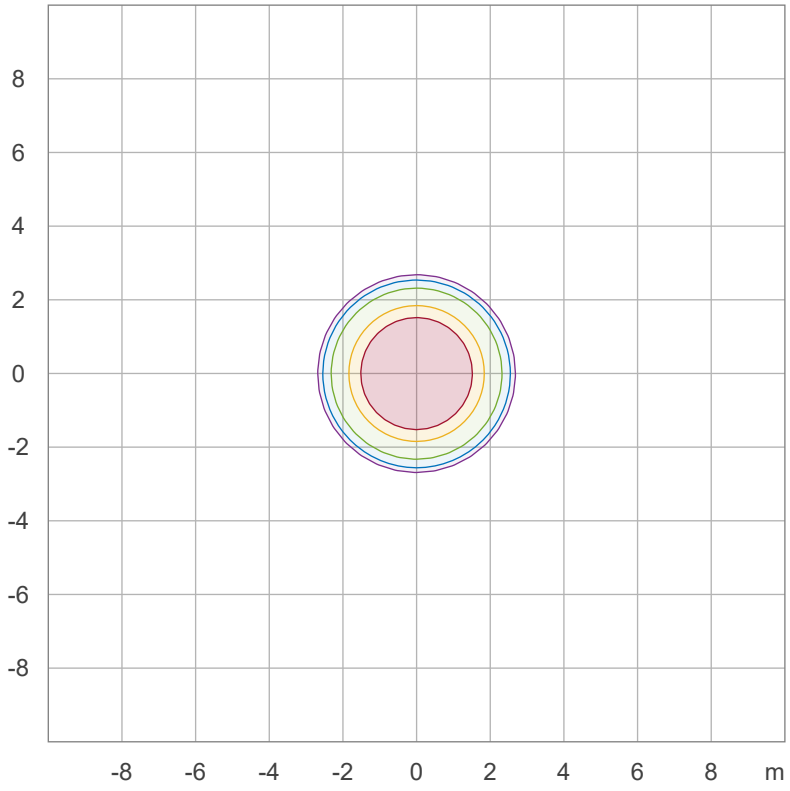

50.0 %	65.6 lx
30.0 %	39.3 lx
10.0 %	13.1 lx
5.0 %	6.6 lx
3.0 %	3.9 lx

Peak illuminance: 131.1 lx
Mounting height: 3.0 m
Number of c-planes: 4

Linear intensity distribution

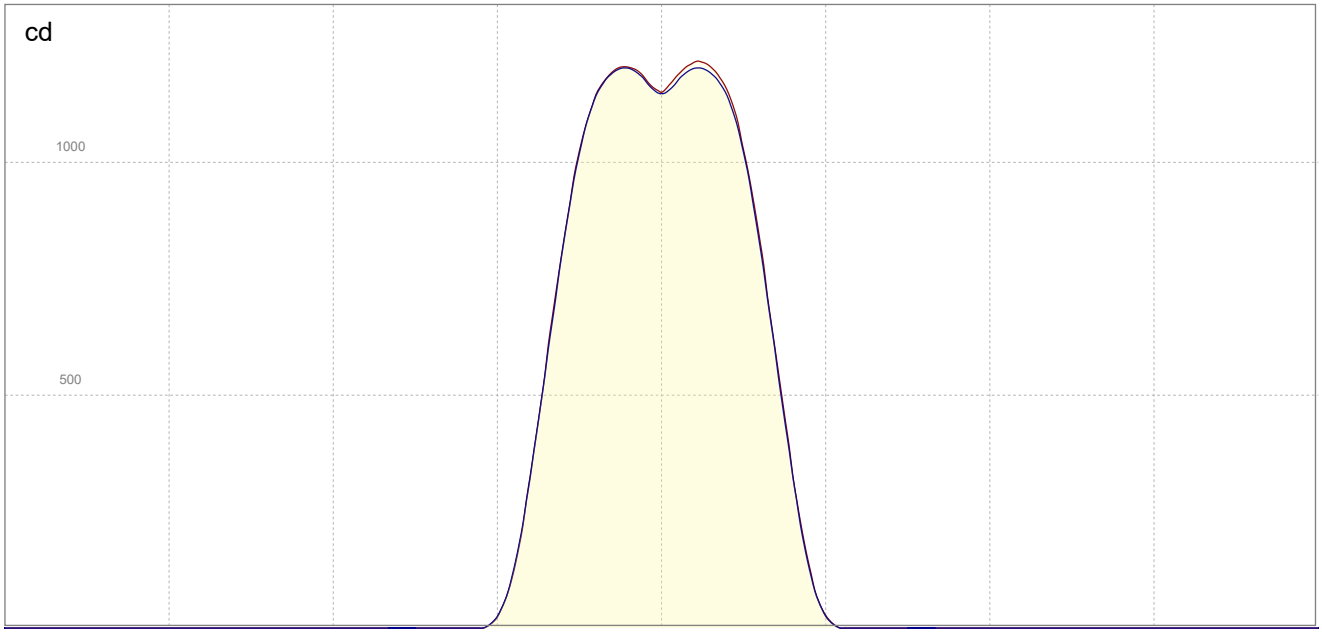

C0 - C180
C90 - C270

IESNA TM-15-07 Luminaire Classification System For Outdoor Luminaires

BUG rating B1 U0 G0

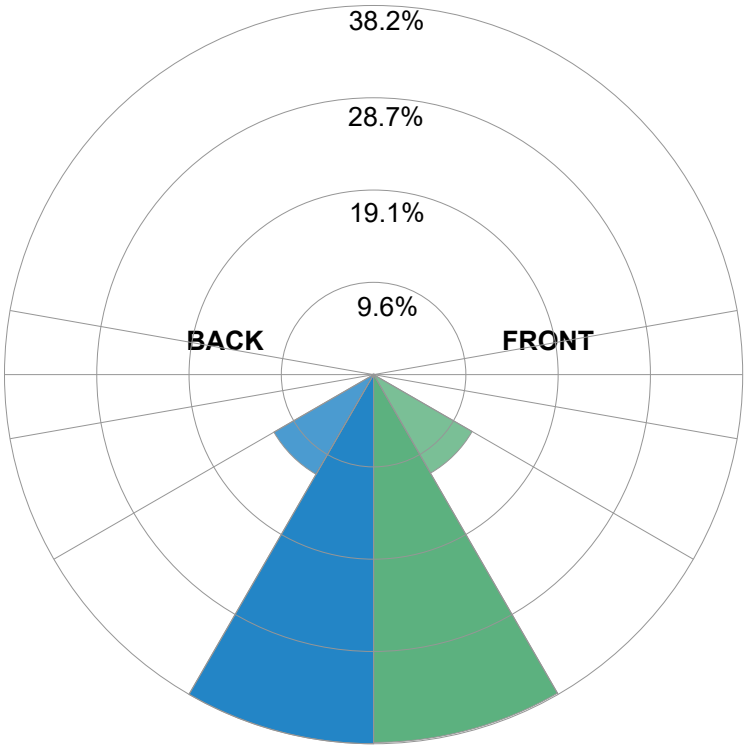

Forward Light			
Low (0-30°)	428.3	lm	38.1%
Medium (30-60°)	132.5	lm	11.8%
High (60-80°)	0	lm	0%
Very High	0	lm	0%
Back Light			
Low (0-30°)	429.8	lm	38.2%
Medium (30-60°)	134	lm	11.9%
High (60-80°)	0	lm	0%
Very High	0	lm	0%
Uplight			
Low (90-100°)	0	lm	0%
High (100-180°)	0	lm	0%
Total			
Sum	1124	lm	100%

Test report

Light measurement results

Print date 10/9/2025

Laboratory and Equipment

Test lab	n/a - serial: n/a sensor serial: n/a
Spectrometer Manufacturer and Model	n/a, n/a – n/a
Measurement date	9/10/2025

Measurement Conditions

Tested c-planes	5 – distance {C_PLANES_DIST}°
Tested gamma angles	181 – {H_PLANES_DIST}°
Input Power	- W

Tested Light Source

Luminaire	QuikBeam
Basic Luminous Shape	SPOT
Item No.	
Manufacturer	Astera

Main Light Measurement Results

Output – Total Lumen (Up% / Down%)	1190 lm – 0% / 100%
Efficiency	n/a lm/W
Peak Intensity	1285 cd
Correlated Color Temperature, CCT	3200 K
Color Rendering Index	CRI 0.0

Polar light distribution diagram

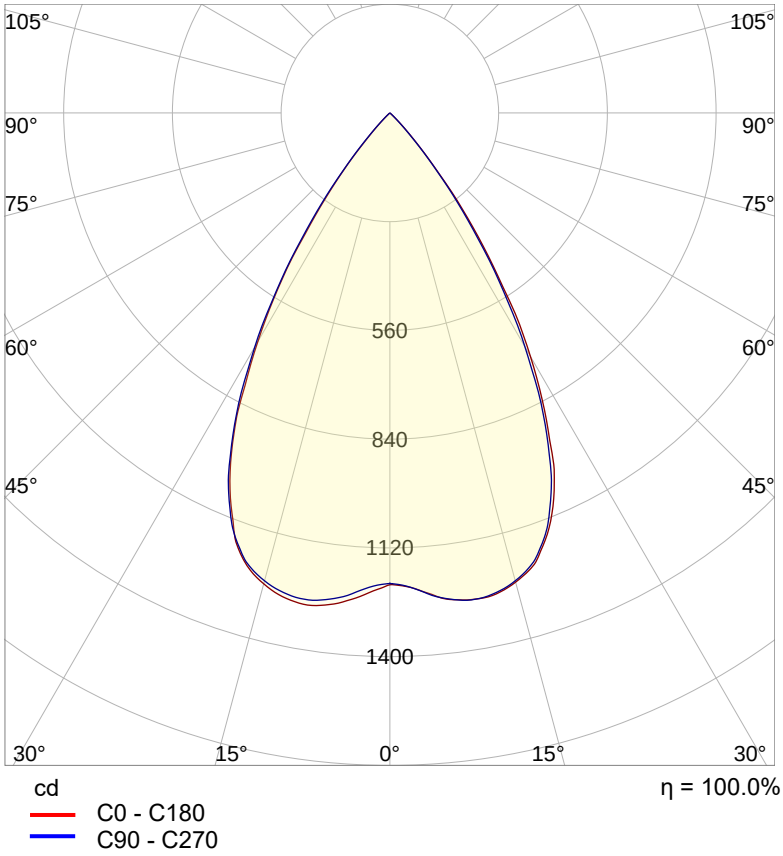

Test report

Light measurement results

Print date 10/9/2025

Beam details

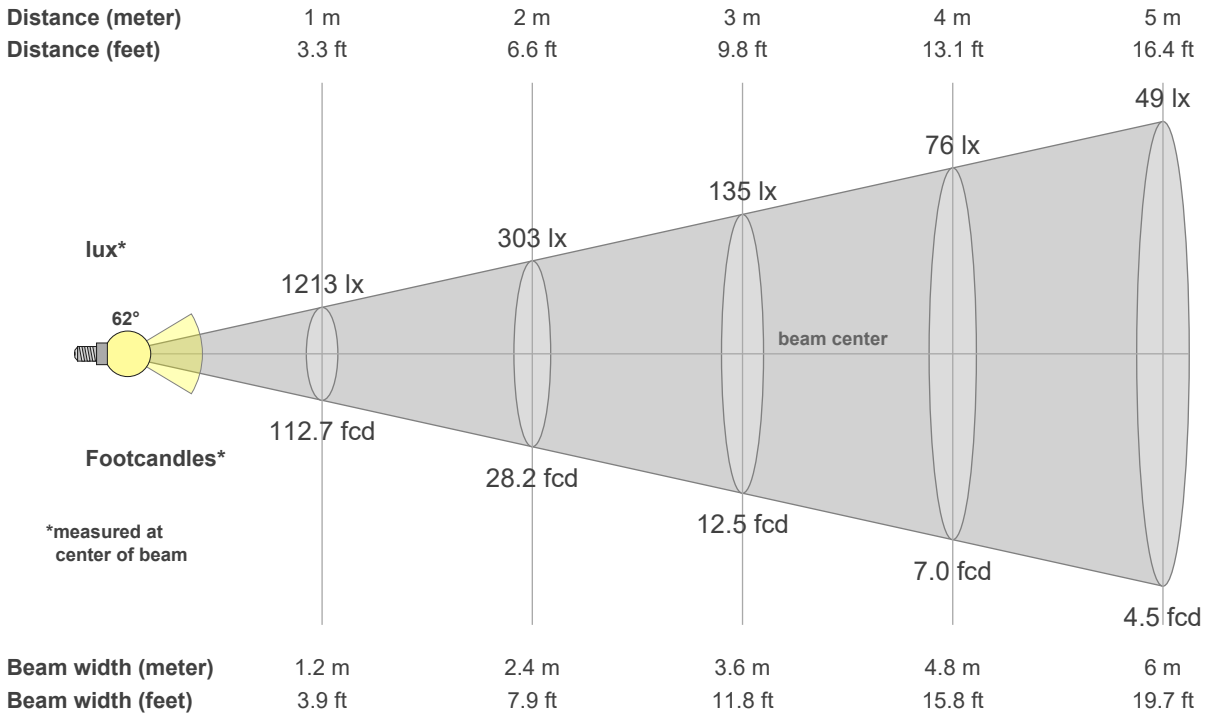

Luminaire budgetary diagram

LAMPS (number of lamps)

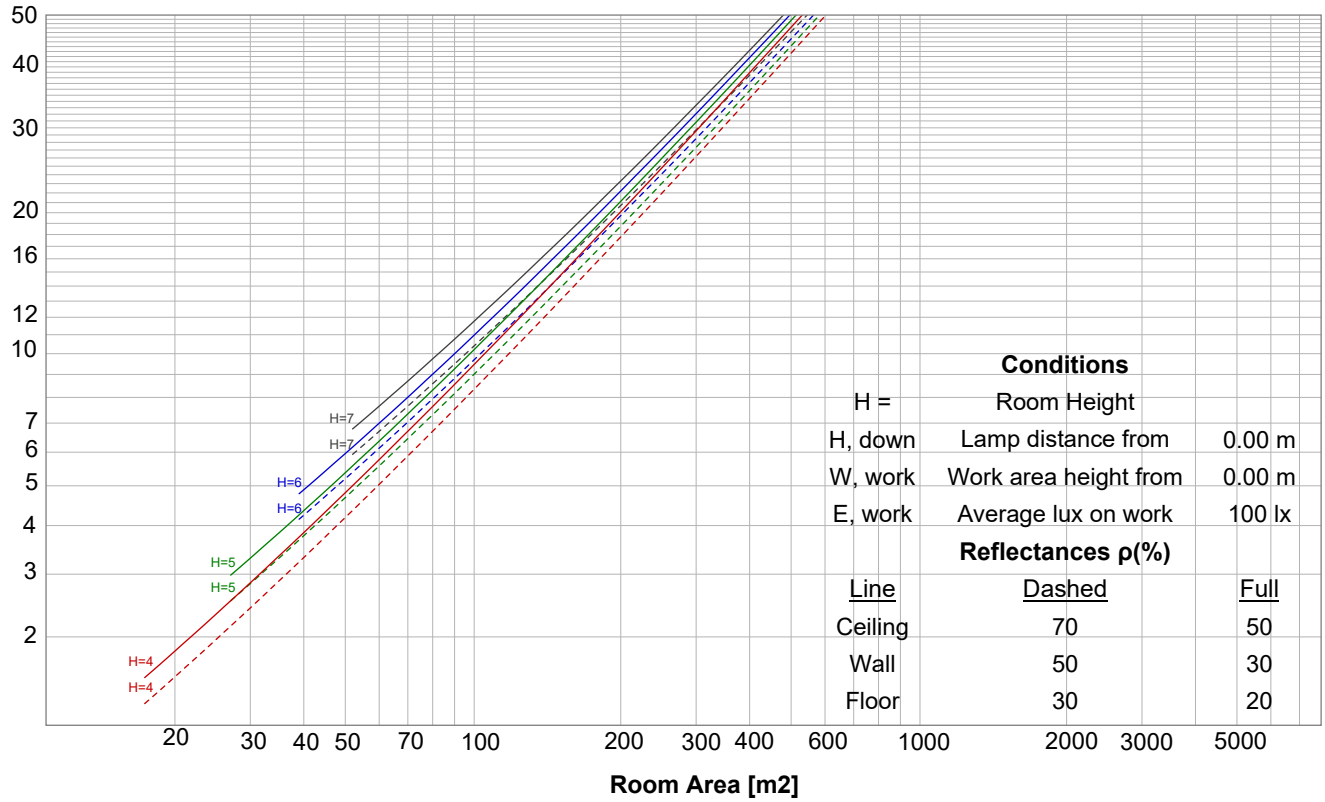

Iso-intensity Diagram (Iso-candela)

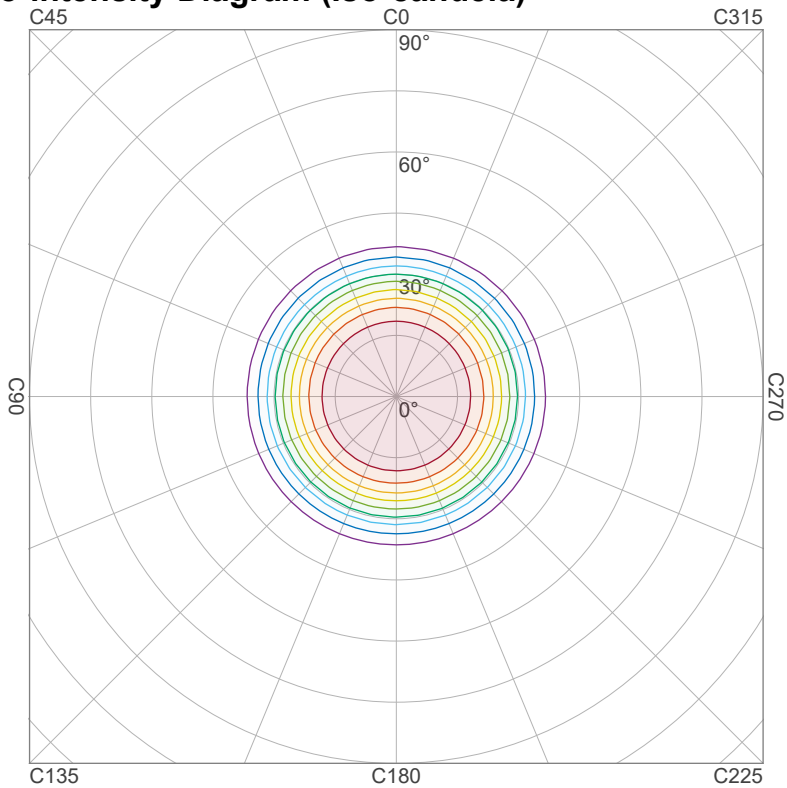

90 %	1156.1 cd
80 %	1027.7 cd
70 %	899.2 cd
60 %	770.8 cd
50 %	642.3 cd
40 %	513.8 cd
30 %	385.4 cd
20 %	256.9 cd
10 %	128.5 cd

Peak intensity: 1284.6 cd
Number of c-planes: 4

Iso-illuminance Diagram (Iso-lux)

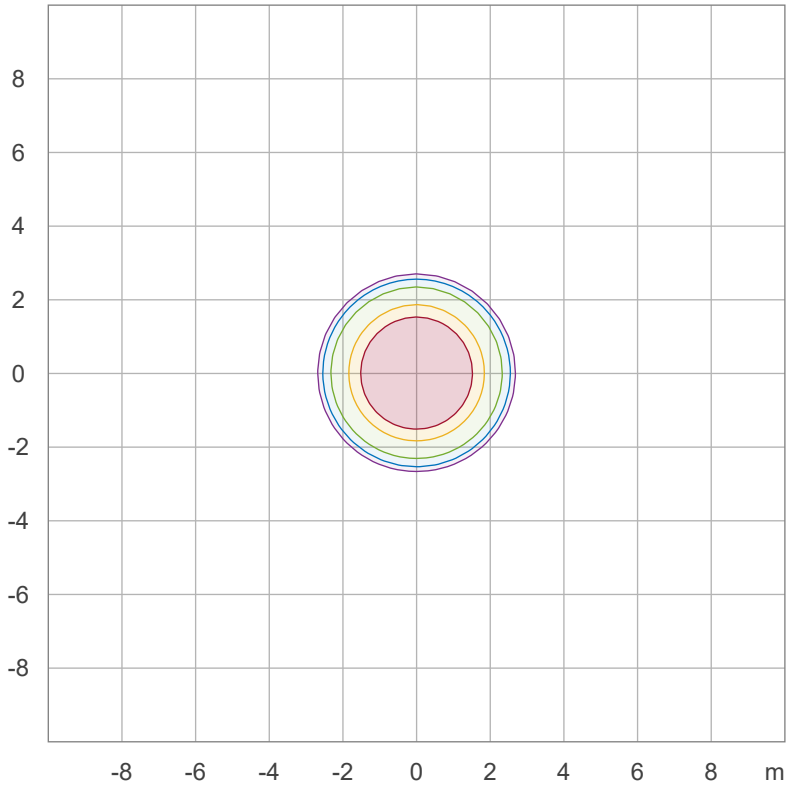

50.0 %	69.4 lx
30.0 %	41.6 lx
10.0 %	13.9 lx
5.0 %	6.9 lx
3.0 %	4.2 lx

Peak illuminance: 138.7 lx
Mounting height: 3.0 m
Number of c-planes: 4

Linear intensity distribution

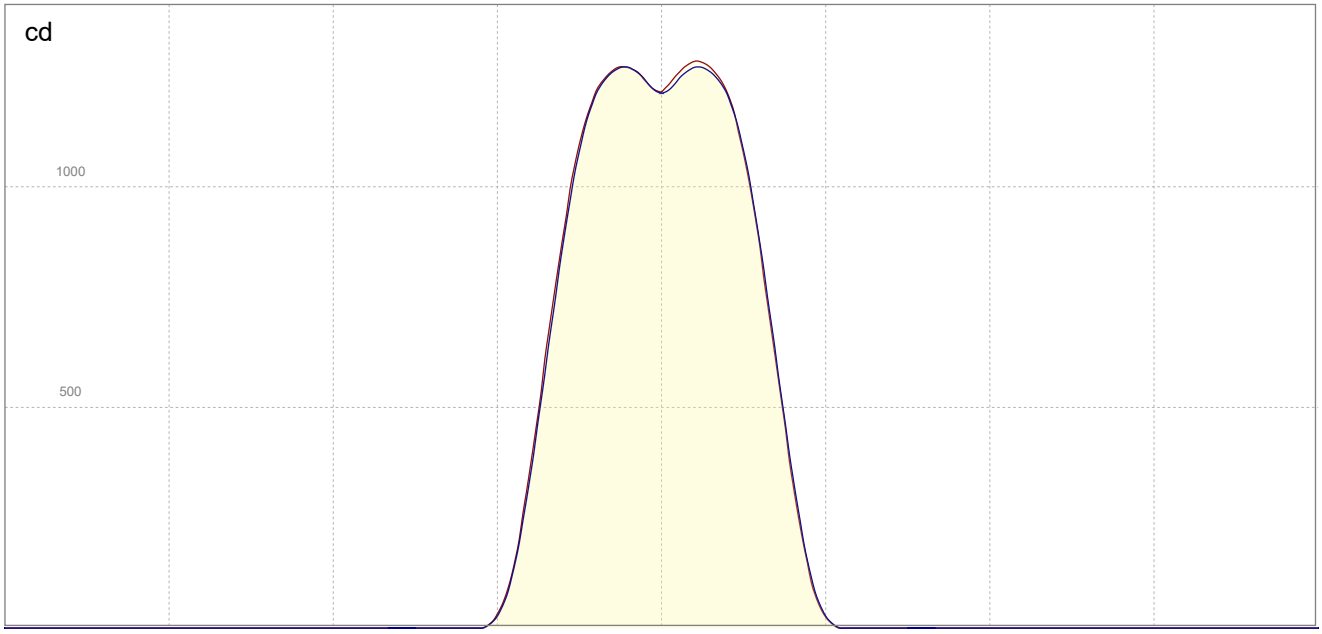

C0 - C180
C90 - C270

IESNA TM-15-07 Luminaire Classification System For Outdoor Luminaires

BUG rating B1 U0 G0

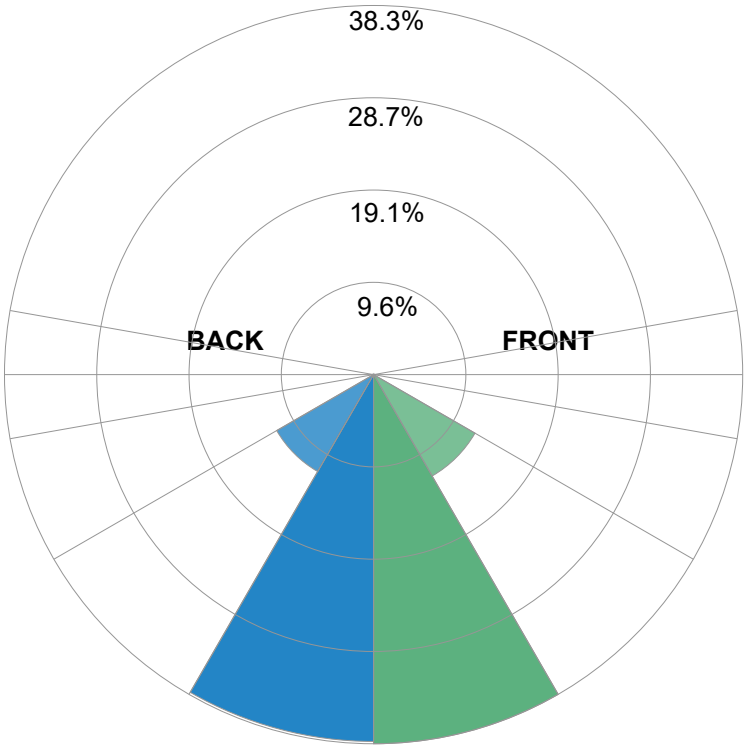

Forward Light			
Low (0-30°)	455.3	lm	38.3%
Medium (30-60°)	144.4	lm	12.1%
High (60-80°)	0	lm	0%
Very High	0	lm	0%
Back Light			
Low (0-30°)	452.5	lm	38%
Medium (30-60°)	138	lm	11.6%
High (60-80°)	0	lm	0%
Very High	0	lm	0%
Uplight			
Low (90-100°)	0	lm	0%
High (100-180°)	0	lm	0%
Total			
Sum	1190	lm	100%

Test report

Light measurement results

Print date 10/9/2025

Laboratory and Equipment

Test lab	n/a - serial: n/a sensor serial: n/a
Spectrometer Manufacturer and Model	n/a, n/a – n/a
Measurement date	9/10/2025

Measurement Conditions

Tested c-planes	5 – distance {C_PLANES_DIST}°
Tested gamma angles	181 – {H_PLANES_DIST}°
Input Power	- W

Tested Light Source

Luminaire	QuikBeam
Basic Luminous Shape	SPOT
Item No.	
Manufacturer	Astera

Main Light Measurement Results

Output – Total Lumen (Up% / Down%)	1239 lm – 0% / 100%
Efficiency	n/a lm/W
Peak Intensity	1346 cd
Correlated Color Temperature, CCT	4000 K
Color Rendering Index	CRI 0.0

Polar light distribution diagram

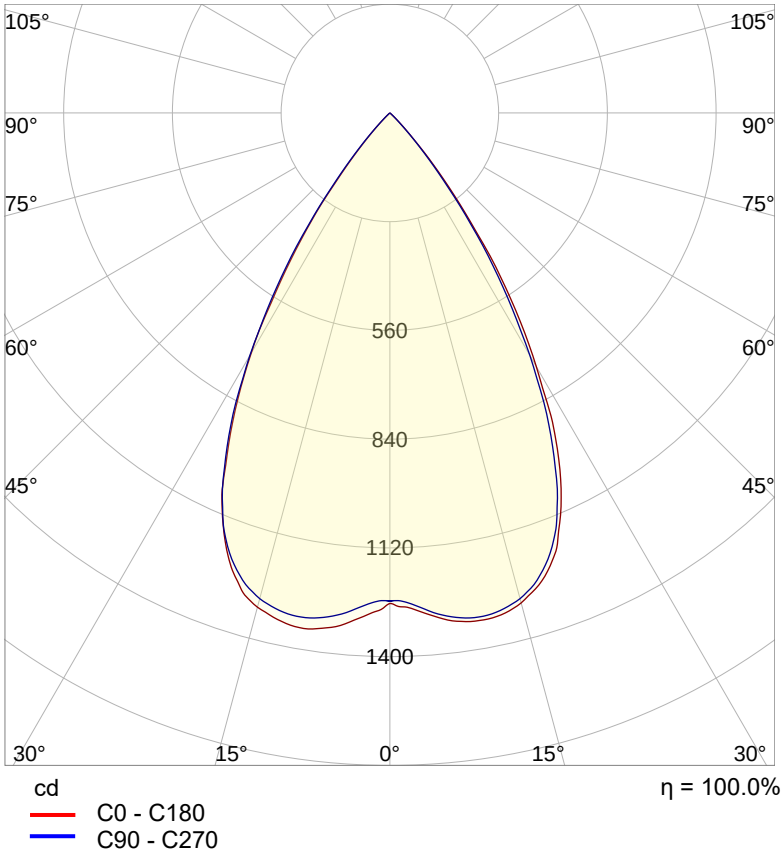

Test report

Light measurement results

Print date 10/9/2025

Beam details

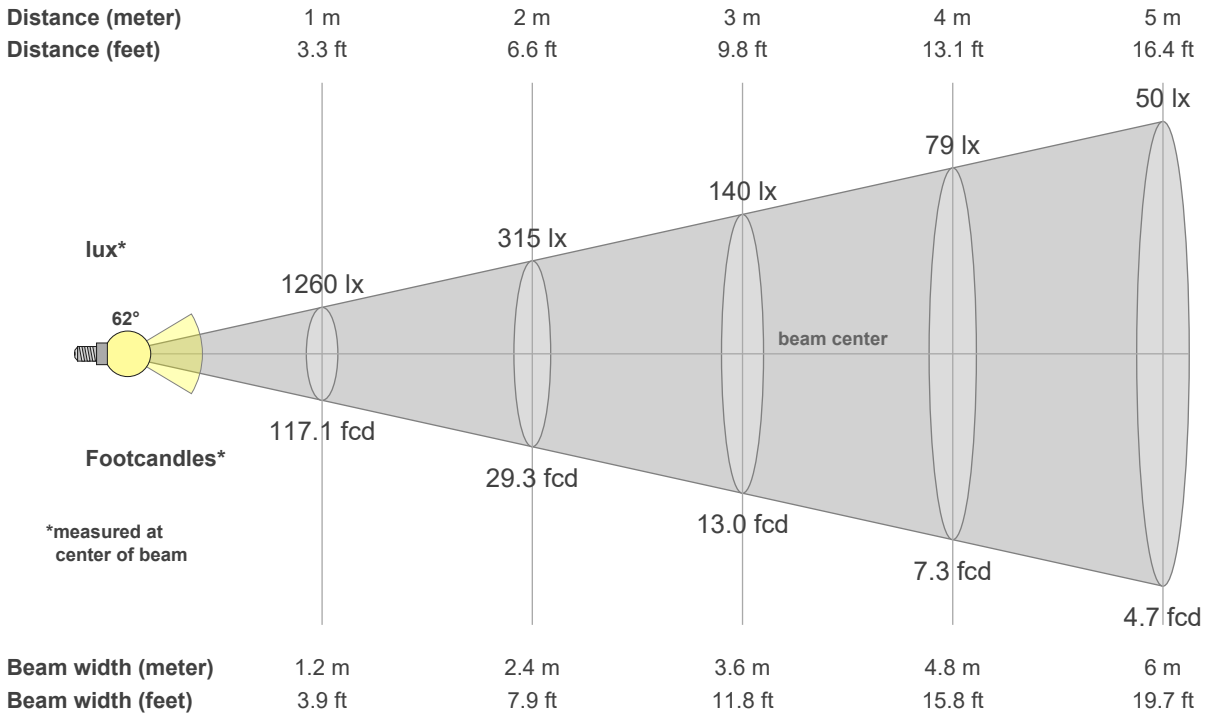

Luminaire budgetary diagram

LAMPS (number of lamps)

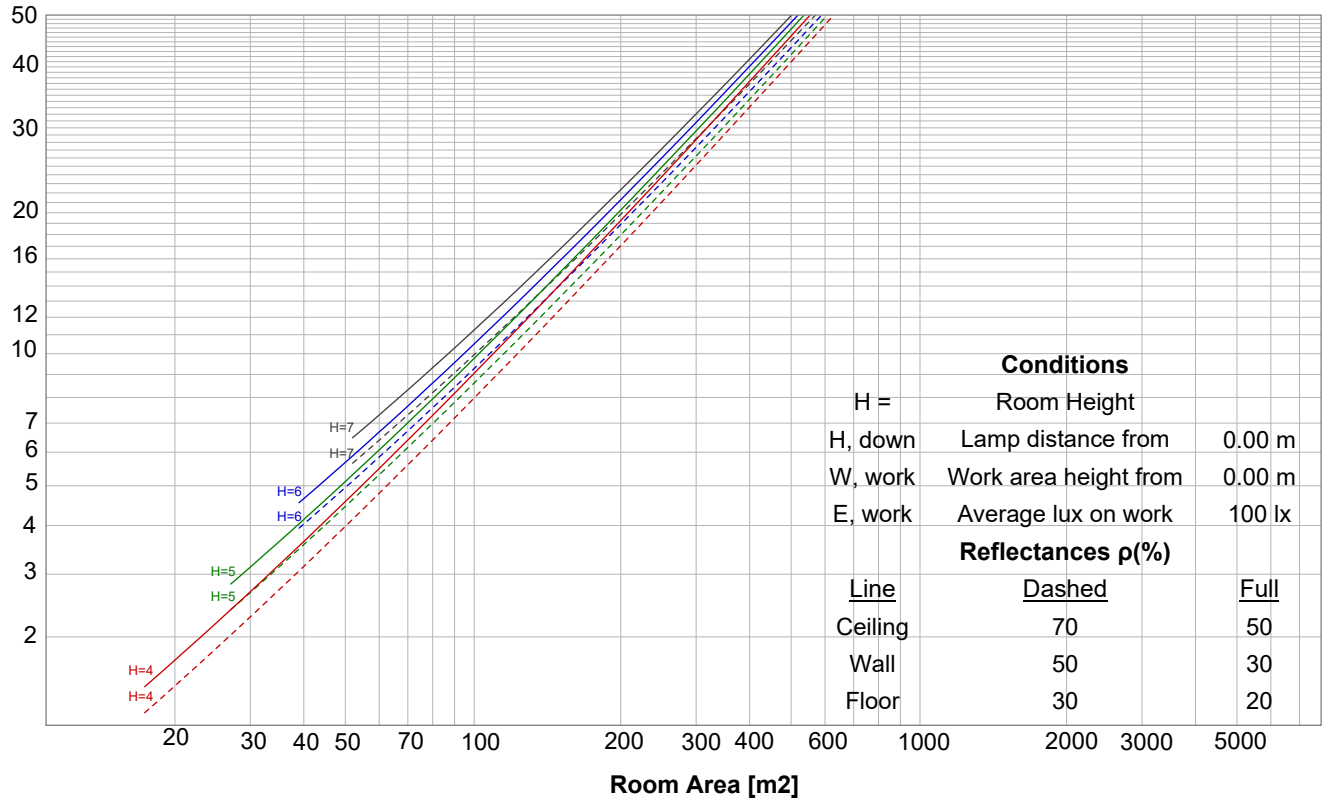

Iso-intensity Diagram (Iso-candela)

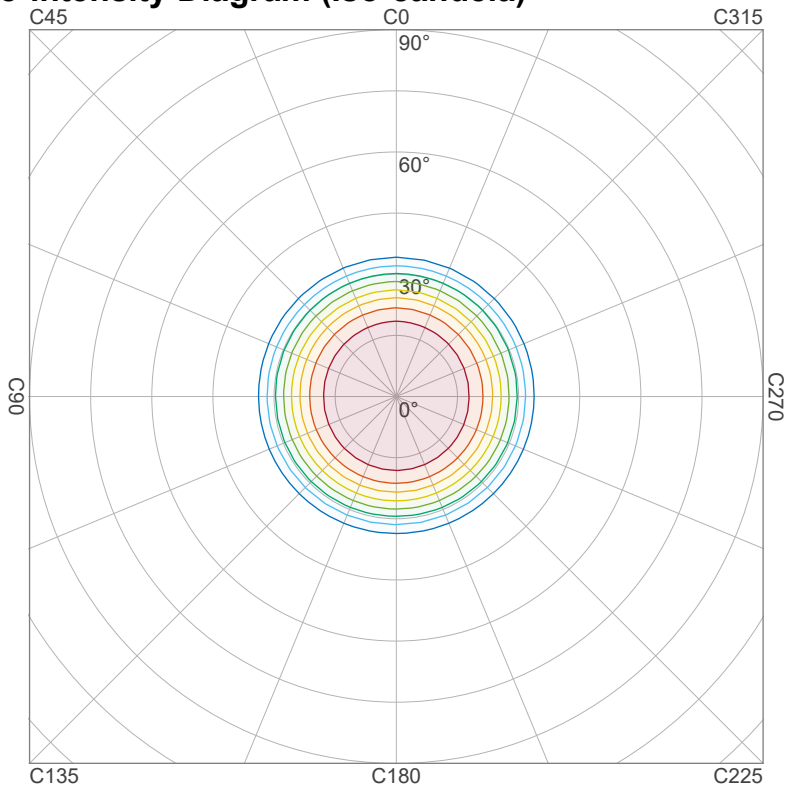

90 %	1211.0 cd
80 %	1076.4 cd
70 %	941.9 cd
60 %	807.3 cd
50 %	672.8 cd
40 %	538.2 cd
30 %	403.7 cd
20 %	269.1 cd
10 %	134.6 cd

Peak intensity: 1345.5 cd
Number of c-planes: 4

Iso-illuminance Diagram (Iso-lux)

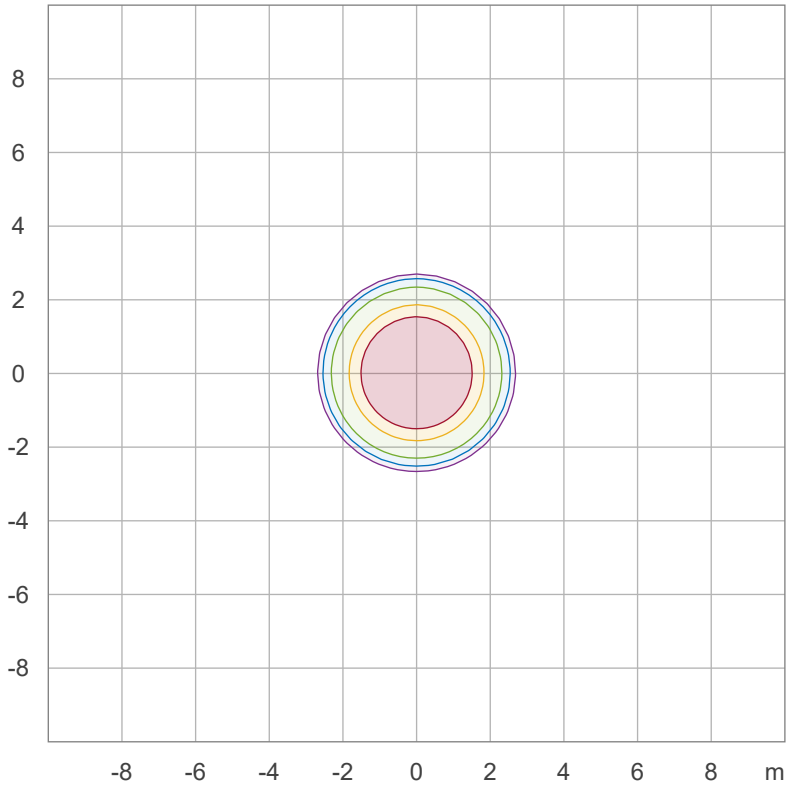

50.0 %	72.7 lx
30.0 %	43.6 lx
10.0 %	14.5 lx
5.0 %	7.3 lx
3.0 %	4.4 lx

Peak illuminance: 145.4 lx
Mounting height: 3.0 m
Number of c-planes: 4

Linear intensity distribution

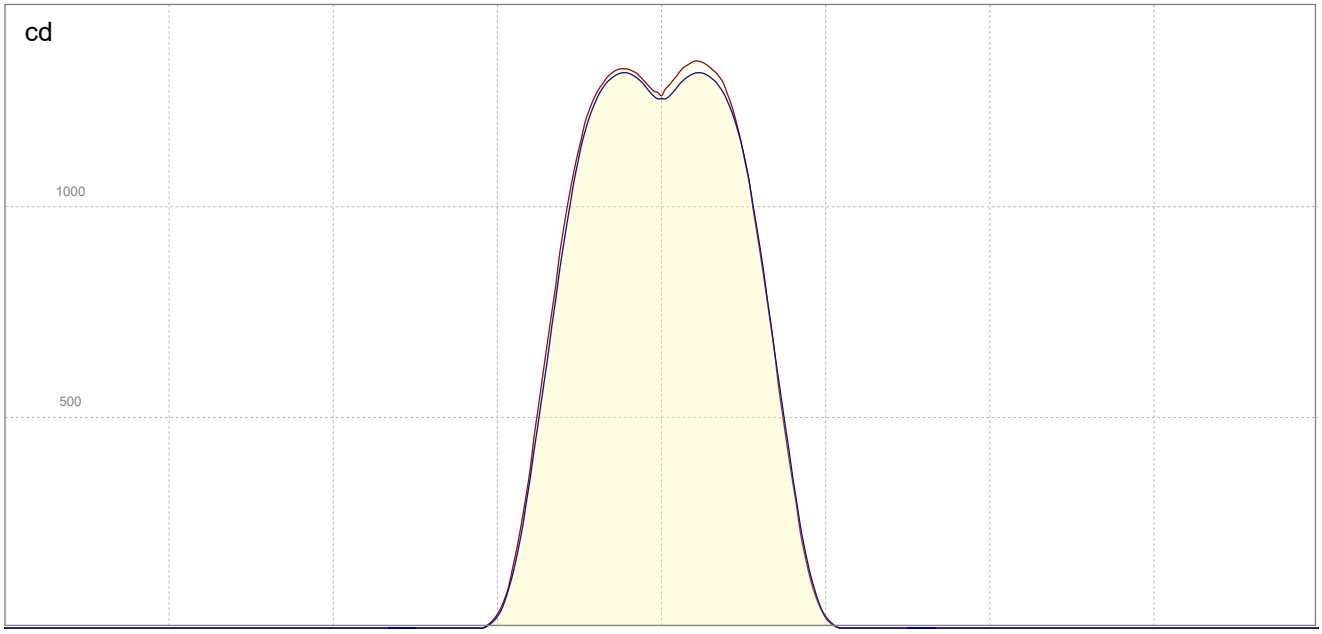

C0 - C180
C90 - C270

IESNA TM-15-07 Luminaire Classification System For Outdoor Luminaires

BUG rating B1 U0 G0

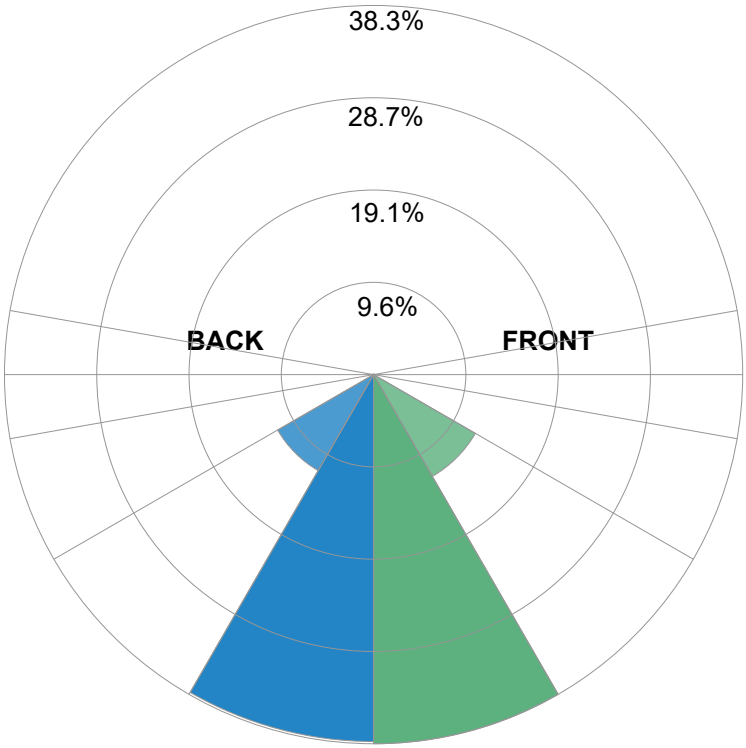

Forward Light			
Low (0-30°)	474.2	lm	38.3%
Medium (30-60°)	150.9	lm	12.2%
High (60-80°)	0	lm	0%
Very High	0	lm	0%
Back Light			
Low (0-30°)	471.3	lm	38%
Medium (30-60°)	142.3	lm	11.5%
High (60-80°)	0	lm	0%
Very High	0	lm	0%
Uplight			
Low (90-100°)	0	lm	0%
High (100-180°)	0	lm	0%
Total			
Sum	1239	lm	100%

Test report

Light measurement results

Print date 10/9/2025

Laboratory and Equipment

Test lab	n/a - serial: n/a sensor serial: n/a
Spectrometer Manufacturer and Model	n/a, n/a – n/a
Measurement date	9/10/2025

Measurement Conditions

Tested c-planes	5 – distance {C_PLANES_DIST}°
Tested gamma angles	181 – {H_PLANES_DIST}°
Input Power	- W

Tested Light Source

Luminaire	QuikBeam
Basic Luminous Shape	SPOT
Item No.	
Manufacturer	Astera

Main Light Measurement Results

Output – Total Lumen (Up% / Down%)	1285 lm – 0% / 100%
Efficiency	n/a lm/W
Peak Intensity	1413 cd
Correlated Color Temperature, CCT	5500 K
Color Rendering Index	CRI 0.0

Polar light distribution diagram

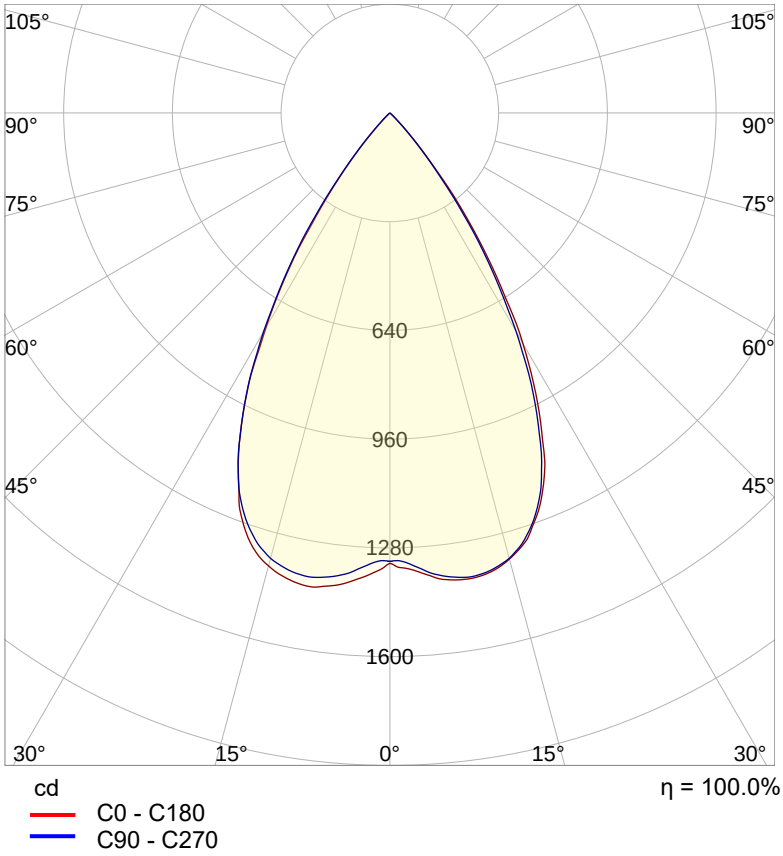

Test report

Light measurement results

Print date 10/9/2025

Beam details

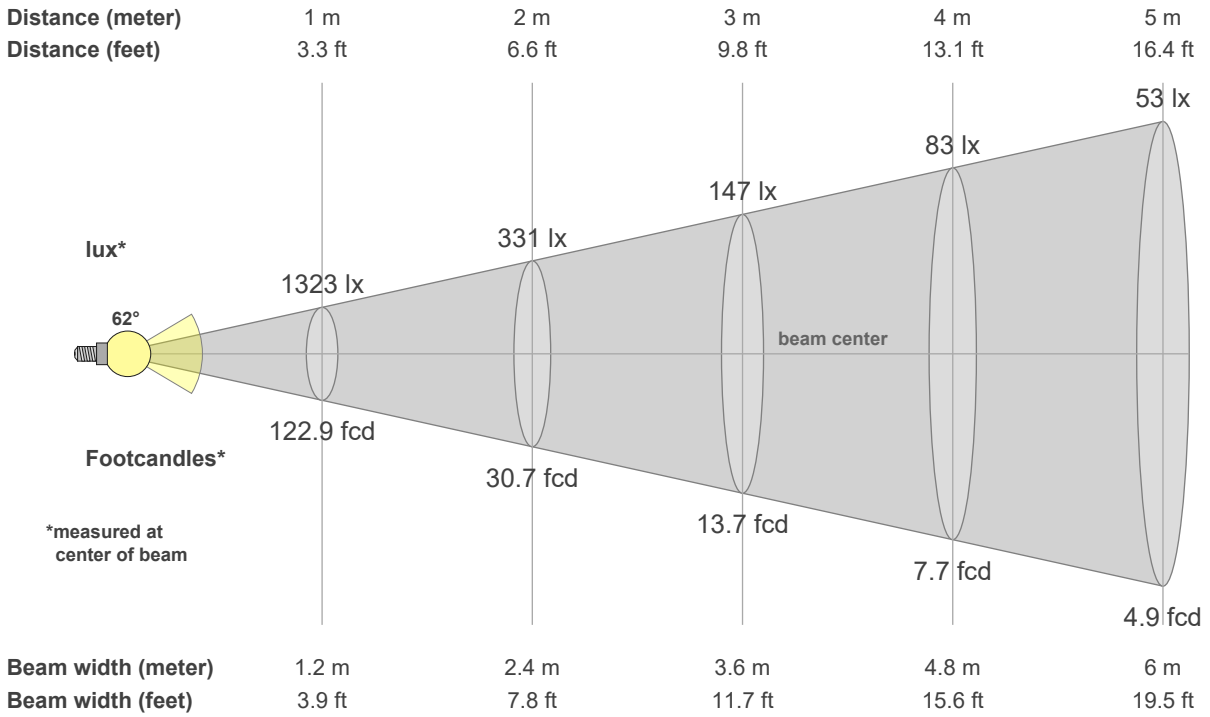

Luminaire budgetary diagram

LAMPS (number of lamps)

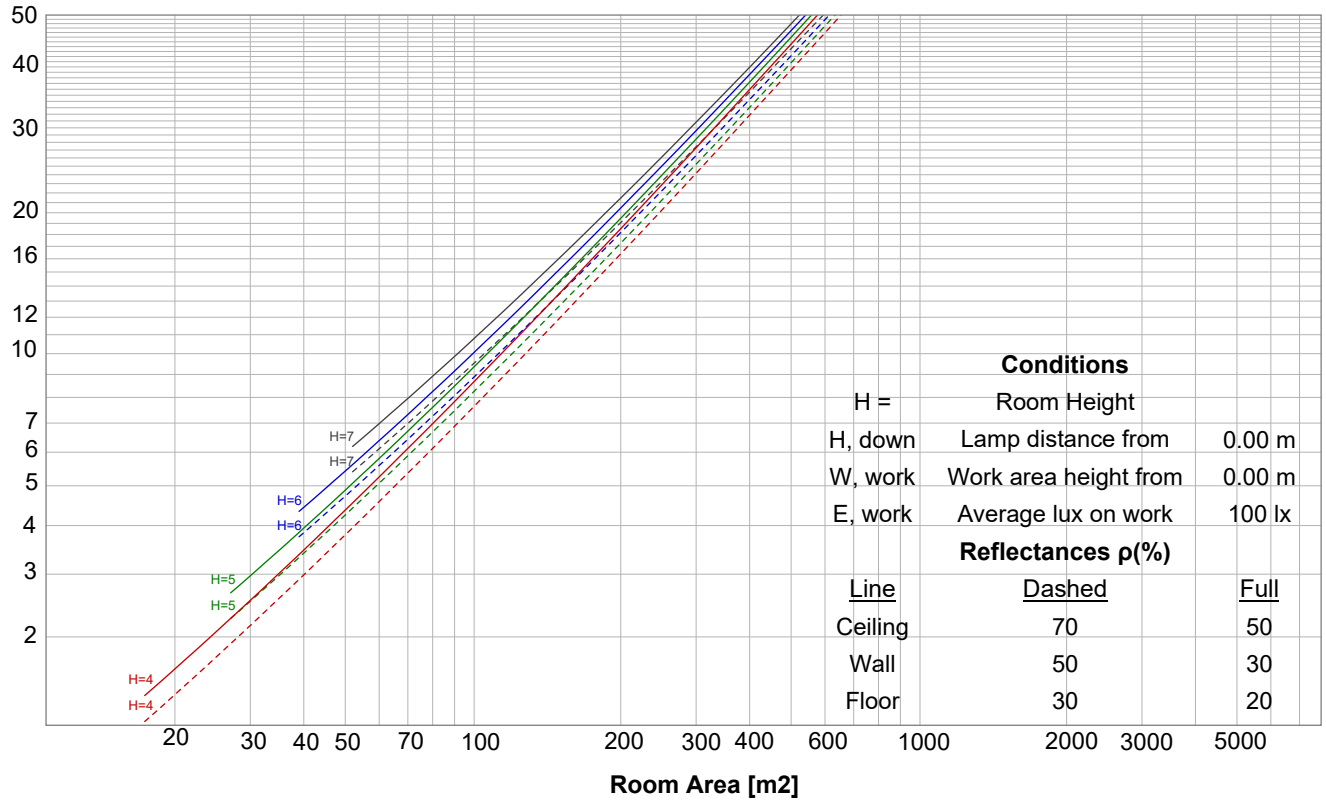

Iso-intensity Diagram (Iso-candela)

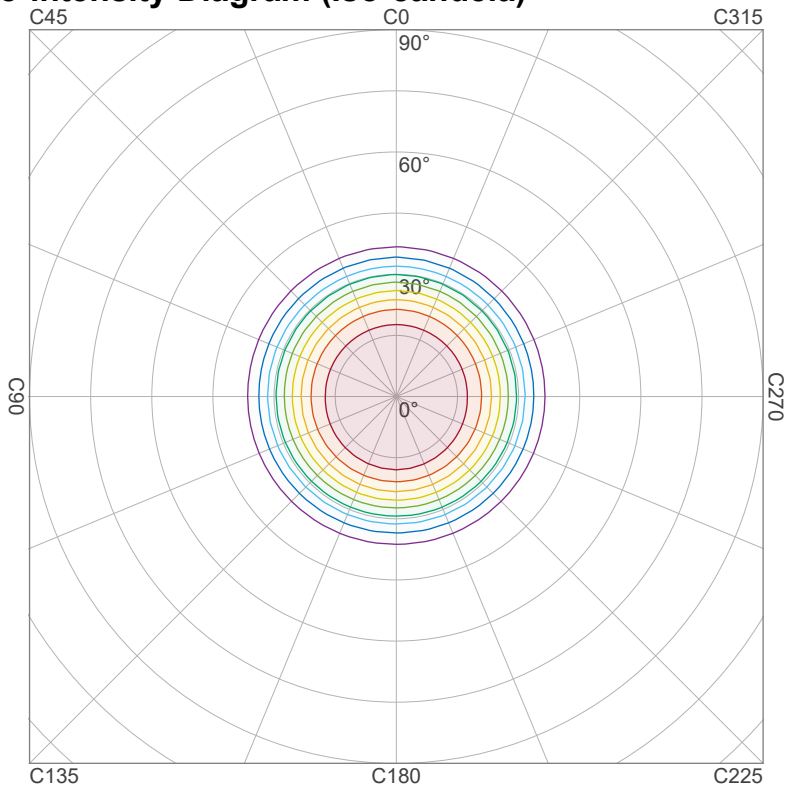

90 %	1272.1 cd
80 %	1130.8 cd
70 %	989.4 cd
60 %	848.1 cd
50 %	706.7 cd
40 %	565.4 cd
30 %	424.0 cd
20 %	282.7 cd
10 %	141.3 cd

Peak intensity: 1413.5 cd
Number of c-planes: 4

Iso-illuminance Diagram (Iso-lux)

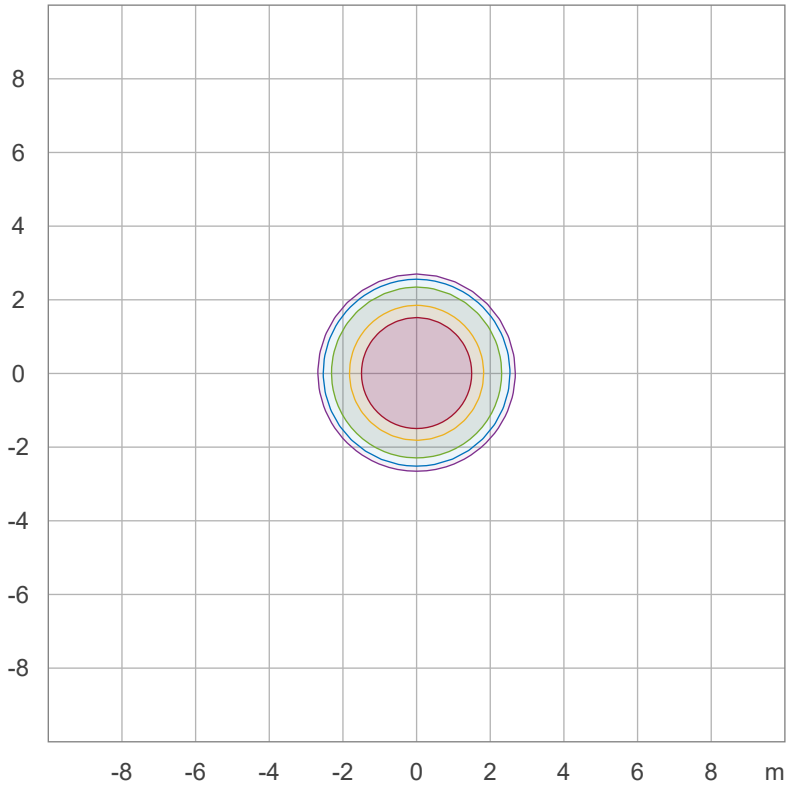

50.0 %	76.2 lx
30.0 %	45.7 lx
10.0 %	15.2 lx
5.0 %	7.6 lx
3.0 %	4.6 lx

Peak illuminance: 152.5 lx
Mounting height: 3.0 m
Number of c-planes: 4

Linear intensity distribution

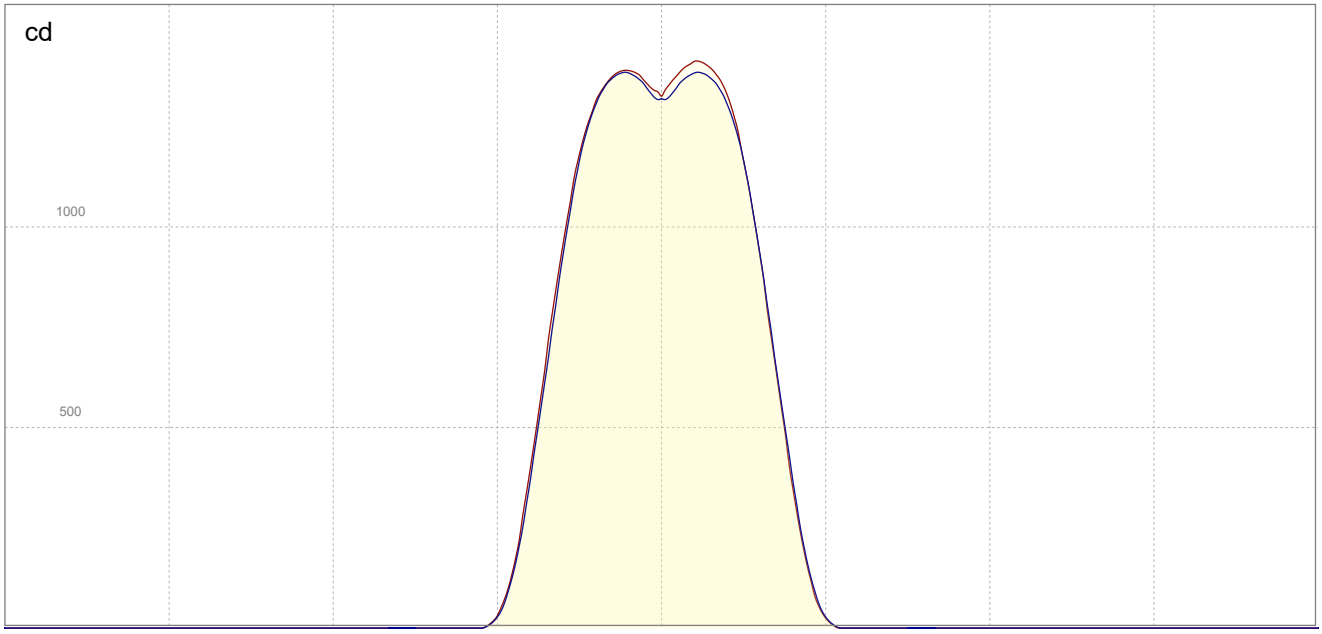

C0 - C180
C90 - C270

IESNA TM-15-07 Luminaire Classification System For Outdoor Luminaires

BUG rating B1 U0 G0

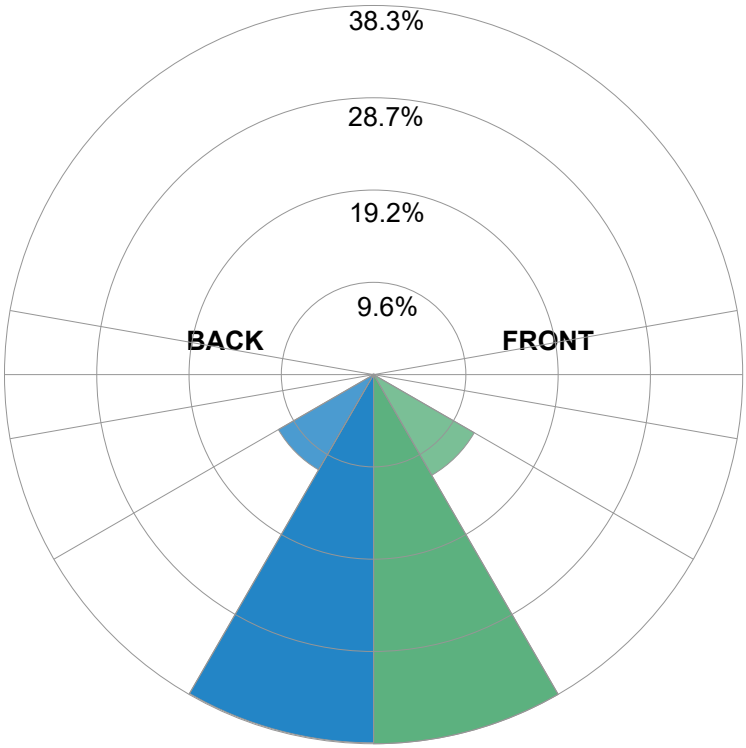

Forward Light			
Low (0-30°)	492.3	lm	38.3%
Medium (30-60°)	155	lm	12.1%
High (60-80°)	0	lm	0%
Very High	0	lm	0%
Back Light			
Low (0-30°)	491.1	lm	38.2%
Medium (30-60°)	146.6	lm	11.4%
High (60-80°)	0	lm	0%
Very High	0	lm	0%
Uplight			
Low (90-100°)	0	lm	0%
High (100-180°)	0	lm	0%
Total			
Sum	1285	lm	100%

Test report

Light measurement results

Print date 10/9/2025

Laboratory and Equipment

Test lab	n/a - serial: n/a sensor serial: n/a
Spectrometer Manufacturer and Model	n/a, n/a – n/a
Measurement date	9/10/2025

Measurement Conditions

Tested c-planes	5 – distance {C_PLANES_DIST}°
Tested gamma angles	181 – {H_PLANES_DIST}°
Input Power	- W

Tested Light Source

Luminaire	QuikBeam
Basic Luminous Shape	SPOT
Item No.	
Manufacturer	Astera

Main Light Measurement Results

Output – Total Lumen (Up% / Down%)	1224 lm – 0% / 100%
Efficiency	n/a lm/W
Peak Intensity	1334 cd
Correlated Color Temperature, CCT	6500 K
Color Rendering Index	CRI 0.0

Polar light distribution diagram

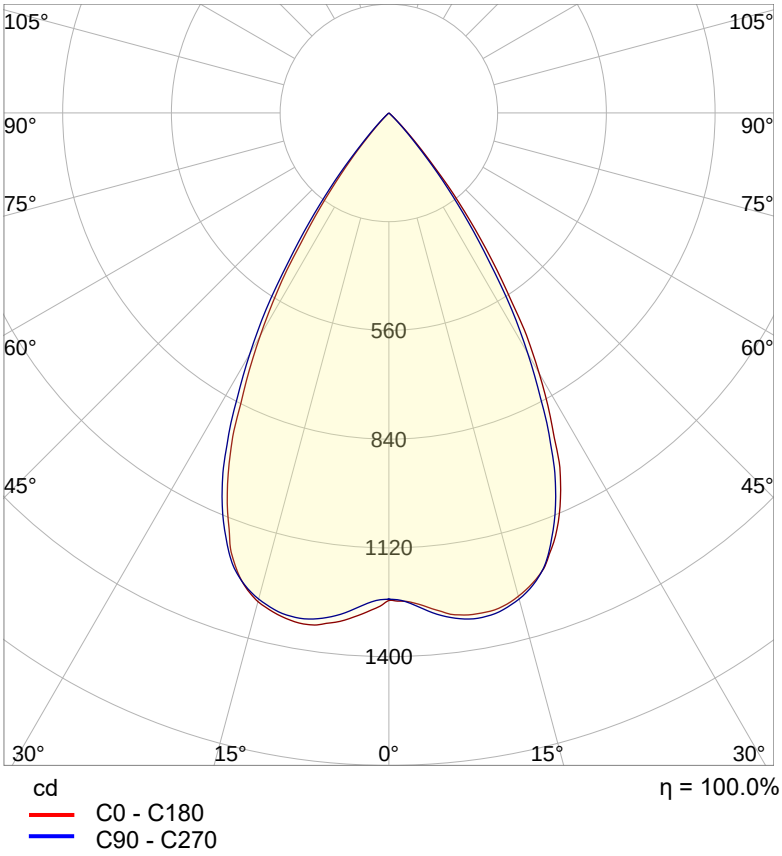

Test report

Light measurement results

Print date 10/9/2025

Beam details

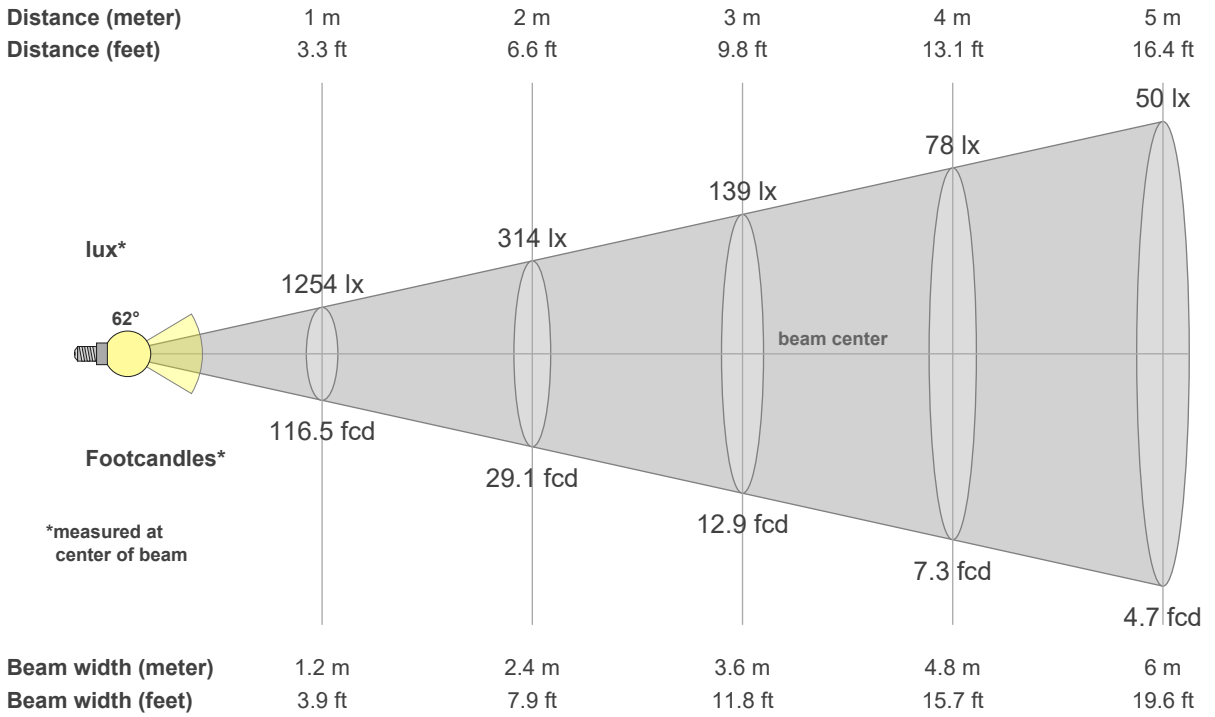

Luminaire budgetary diagram

LAMPS (number of lamps)

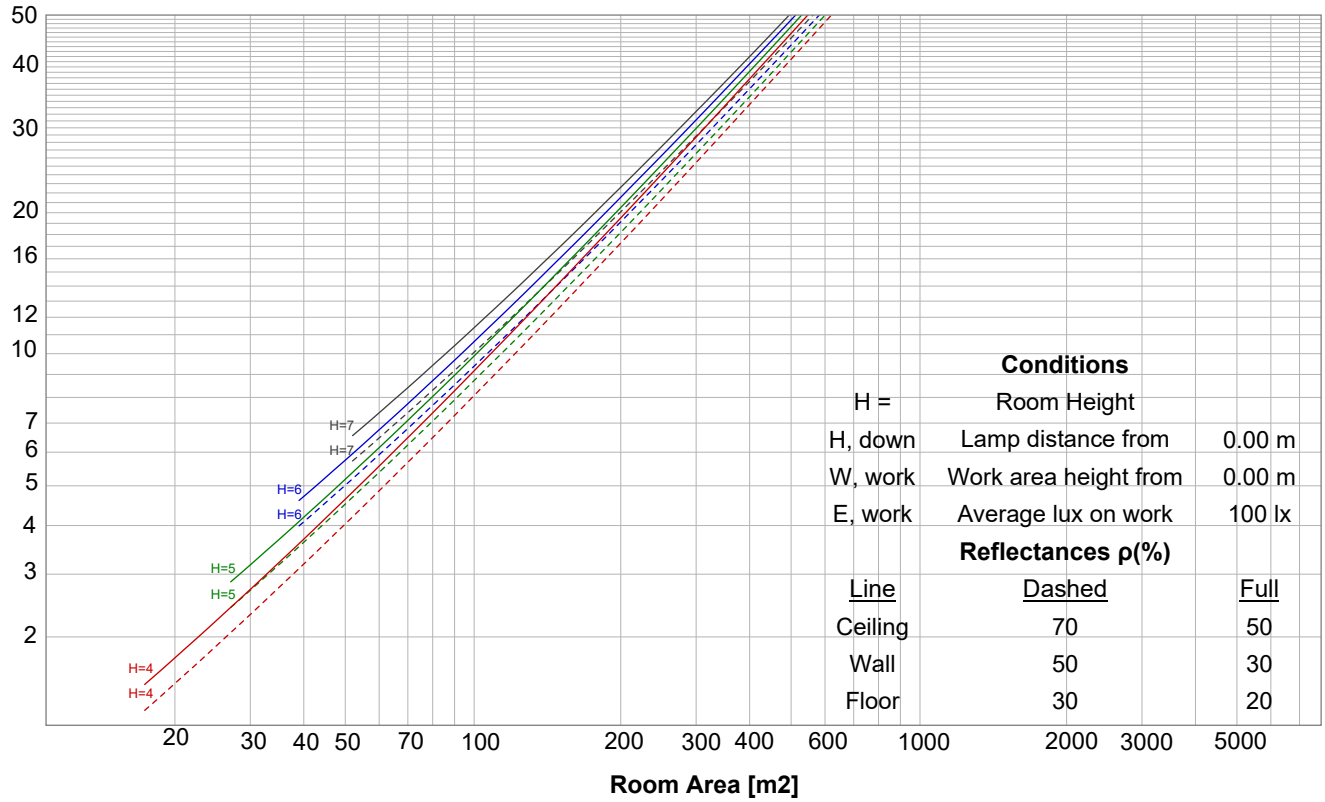

Iso-intensity Diagram (Iso-candela)

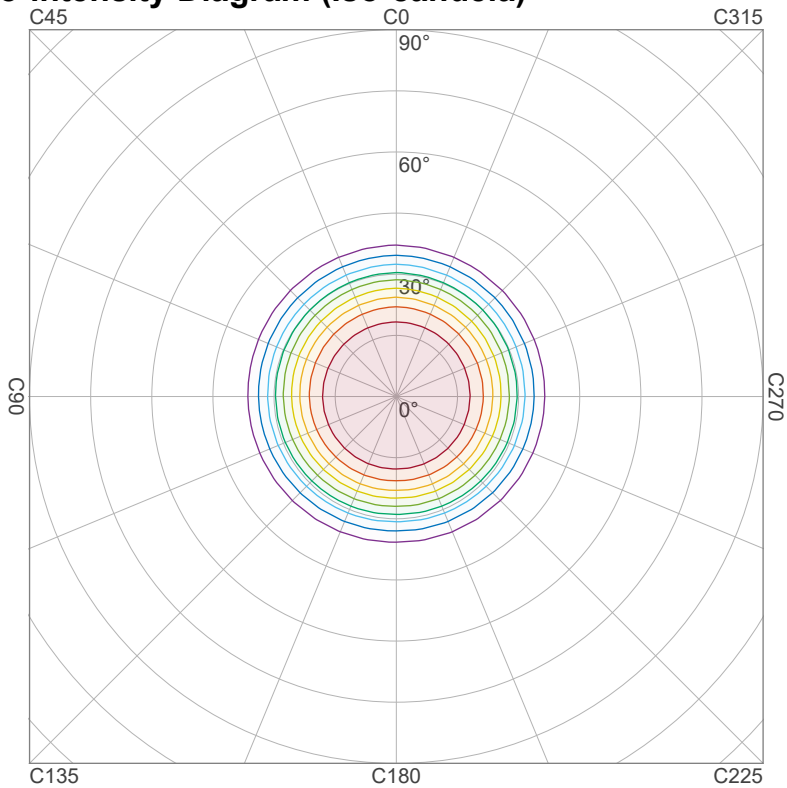

90 %	1200.4 cd
80 %	1067.0 cd
70 %	933.6 cd
60 %	800.3 cd
50 %	666.9 cd
40 %	533.5 cd
30 %	400.1 cd
20 %	266.8 cd
10 %	133.4 cd

Peak intensity: 1333.8 cd
Number of c-planes: 4

Iso-illuminance Diagram (Iso-lux)

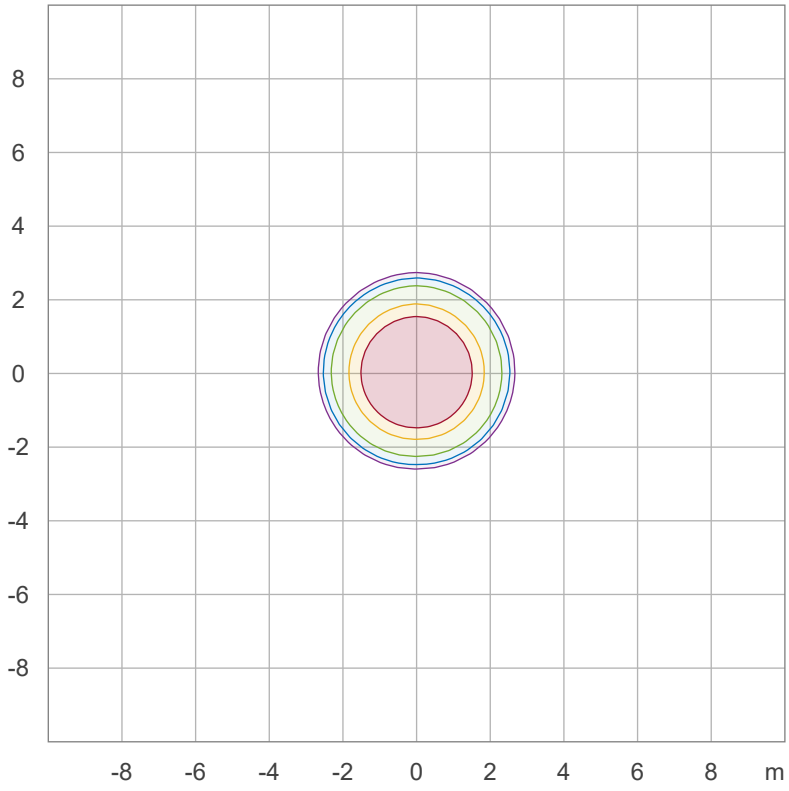

50.0 %	72.1 lx
30.0 %	43.2 lx
10.0 %	14.4 lx
5.0 %	7.2 lx
3.0 %	4.3 lx

Peak illuminance: 144.1 lx
Mounting height: 3.0 m
Number of c-planes: 4

Linear intensity distribution

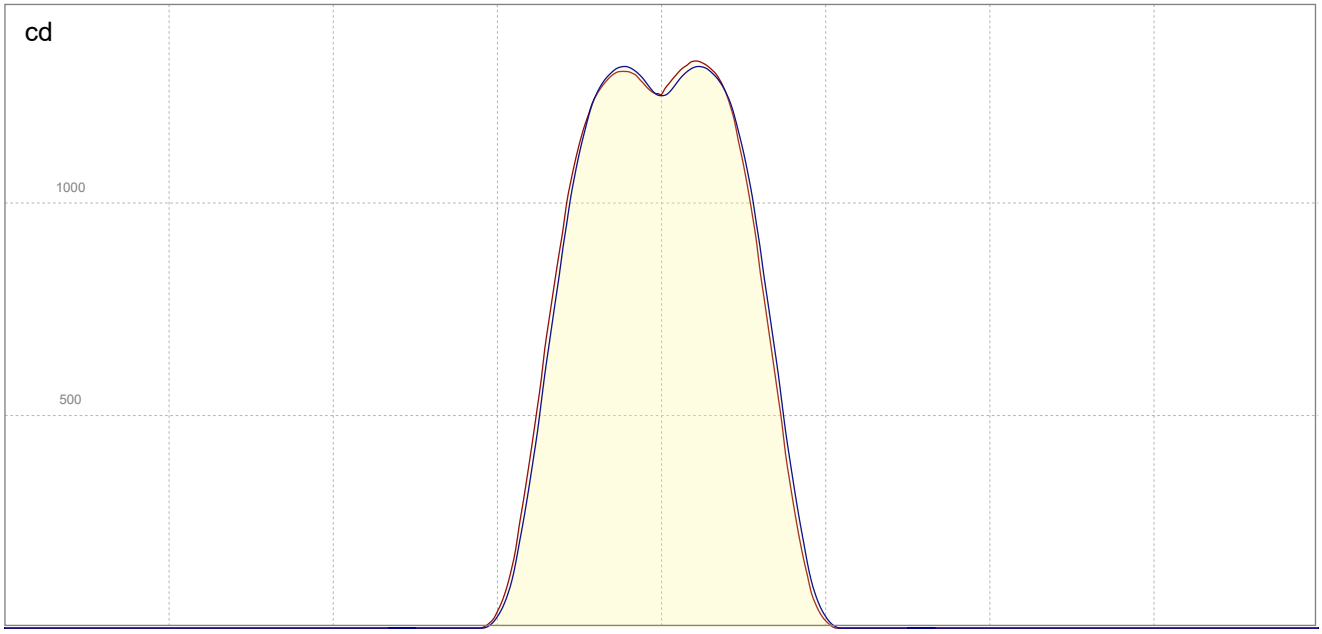

C0 - C180
C90 - C270

IESNA TM-15-07 Luminaire Classification System For Outdoor Luminaires

BUG rating B1 U0 G0

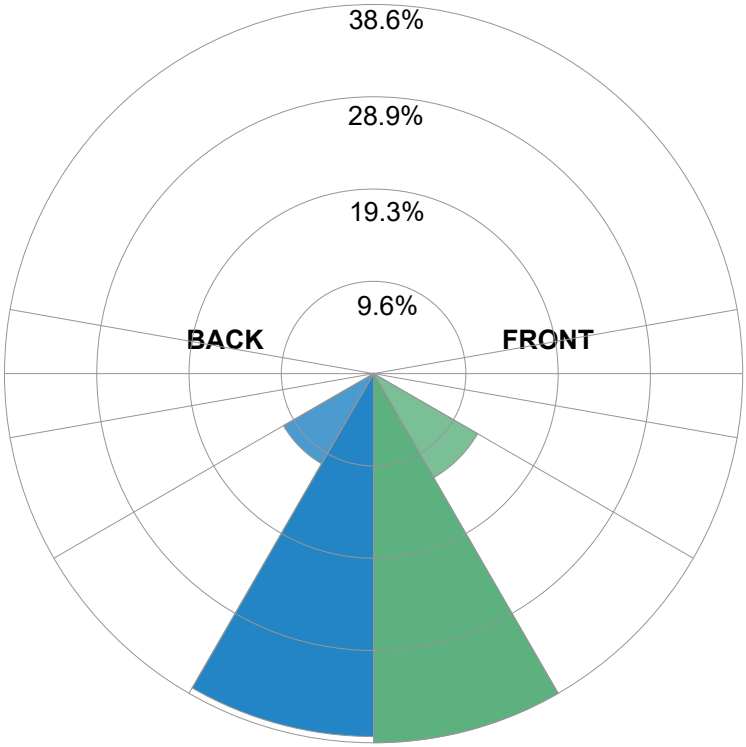

Forward Light			
Low (0-30°)	472.4	lm	38.6%
Medium (30-60°)	153.8	lm	12.6%
High (60-80°)	0	lm	0%
Very High	0	lm	0%
Back Light			
Low (0-30°)	464.4	lm	38%
Medium (30-60°)	133.1	lm	10.9%
High (60-80°)	0	lm	0%
Very High	0	lm	0%
Uplight			
Low (90-100°)	0	lm	0%
High (100-180°)	0	lm	0%
Total			
Sum	1224	lm	100%

Test report

Light measurement results

Print date 10/9/2025

Laboratory and Equipment

Test lab	n/a - serial: n/a sensor serial: n/a
Spectrometer Manufacturer and Model	n/a, n/a – n/a
Measurement date	9/10/2025

Measurement Conditions

Tested c-planes	5 – distance {C_PLANES_DIST}°
Tested gamma angles	361 – {H_PLANES_DIST}°
Input Power	- W

Tested Light Source

Luminaire	QuikBeam
Basic Luminous Shape	SPOT
Item No.	
Manufacturer	Astera

Main Light Measurement Results

Output – Total Lumen (Up% / Down%)	510 lm – 0% / 100%
Efficiency	n/a lm/W
Peak Intensity	11628 cd
Correlated Color Temperature, CCT	2700 K
Color Rendering Index	CRI 0.0

Polar light distribution diagram

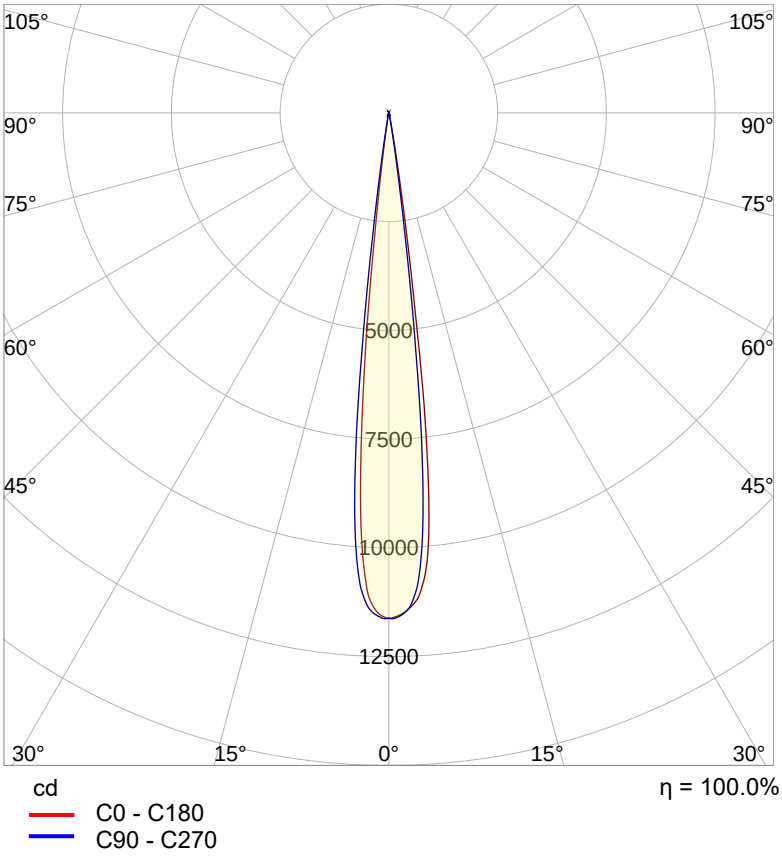

Test report

Light measurement results

Print date 10/9/2025

Beam details

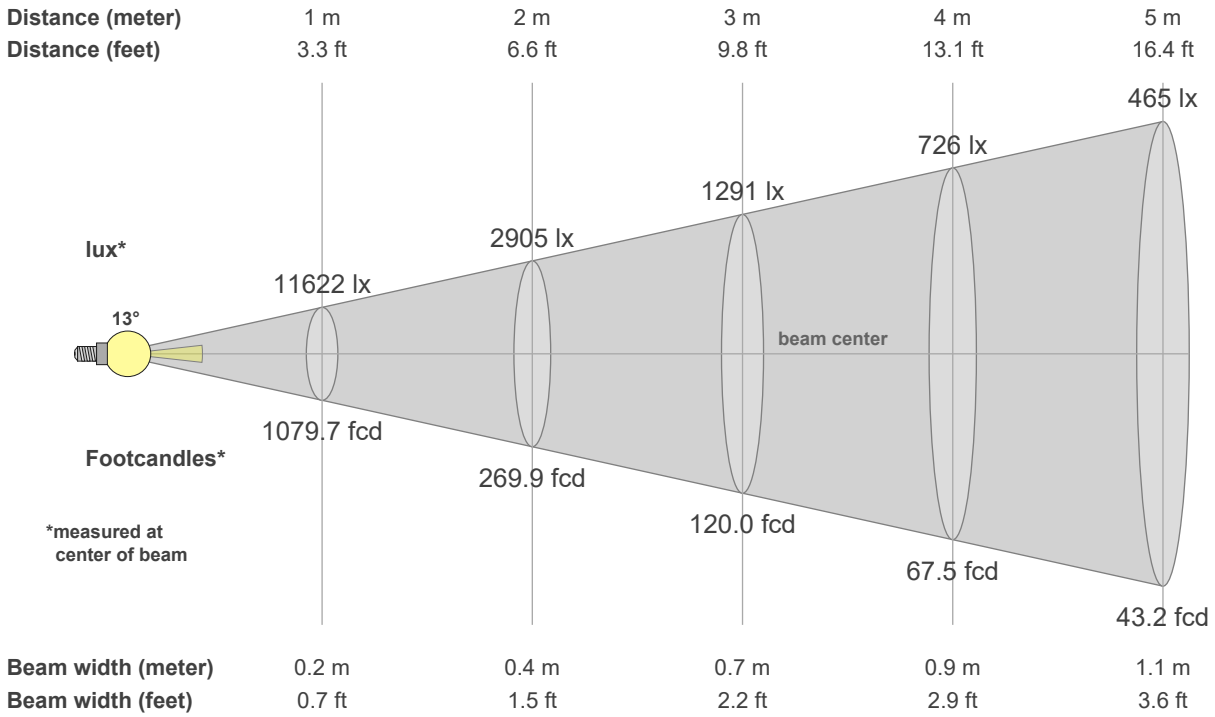

Luminaire budgetary diagram

LAMPS (number of lamps)

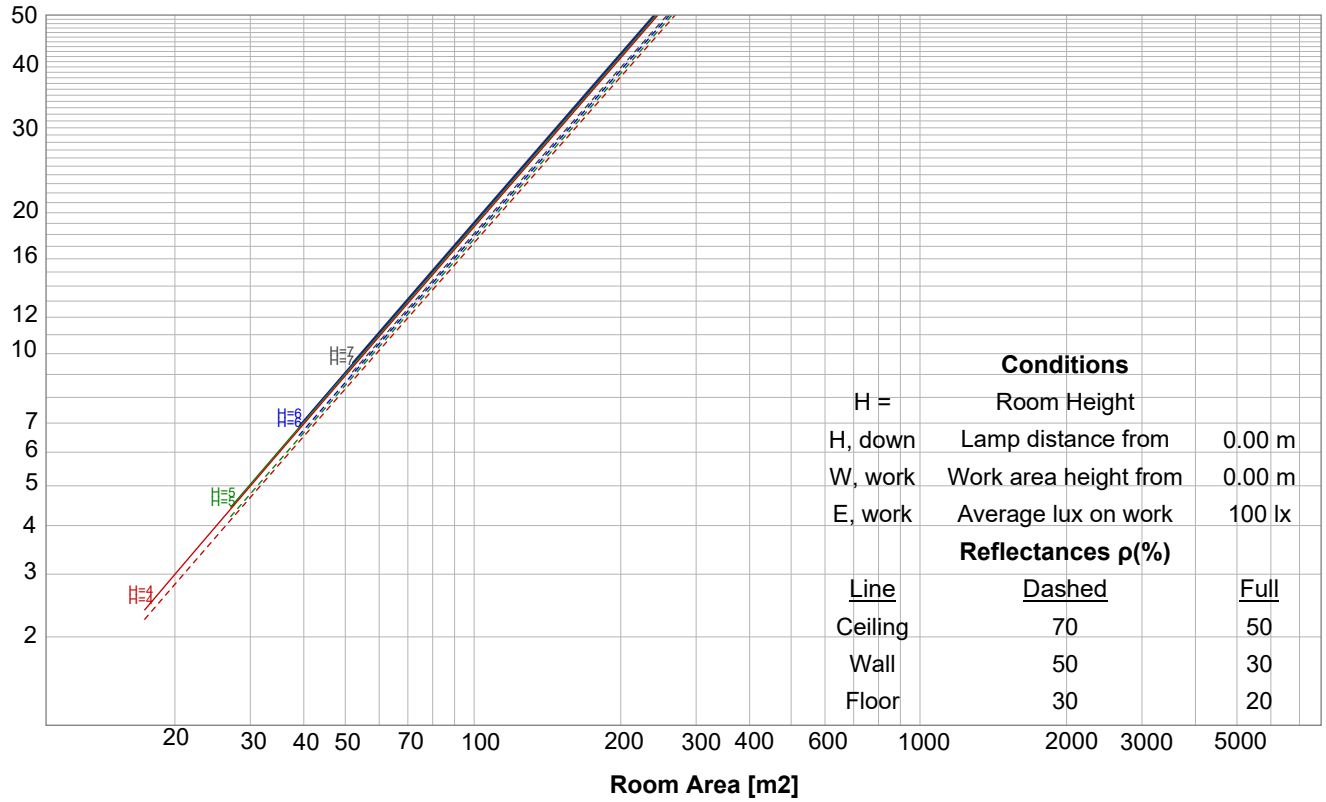

Iso-intensity Diagram (Iso-candela)

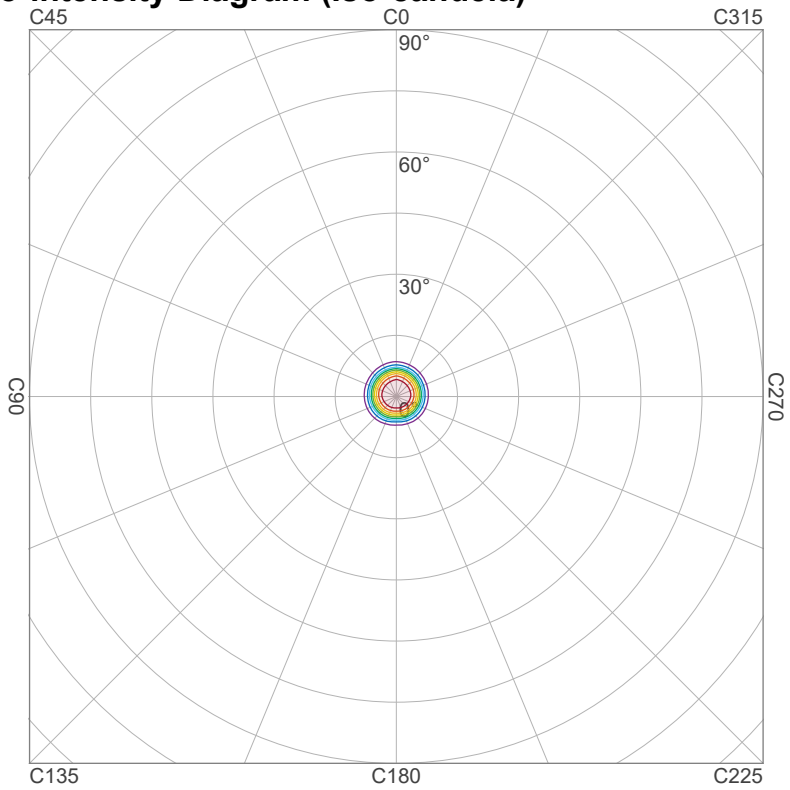

90 %	10459.4 cd
80 %	9297.2 cd
70 %	8135.1 cd
60 %	6972.9 cd
50 %	5810.8 cd
40 %	4648.6 cd
30 %	3486.5 cd
20 %	2324.3 cd
10 %	1162.2 cd

Peak intensity: 11621.5 cd
Number of c-planes: 4

Iso-illuminance Diagram (Iso-lux)

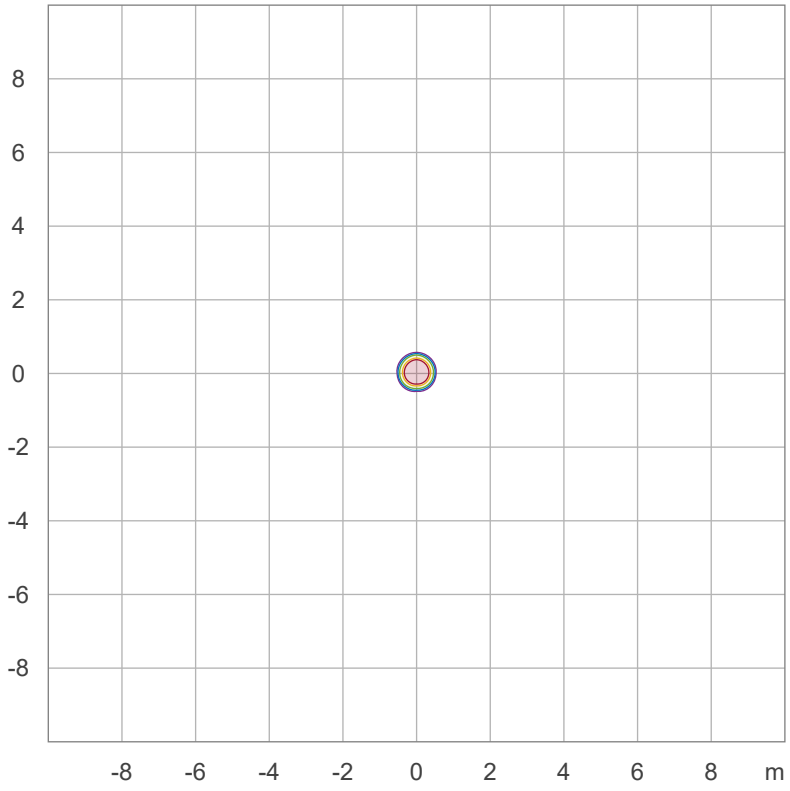

50.0 %	645.6 lx
30.0 %	387.4 lx
10.0 %	129.1 lx
5.0 %	64.6 lx
3.0 %	38.7 lx

Peak illuminance: 1291.3 lx
Mounting height: 3.0 m
Number of c-planes: 4

Linear intensity distribution

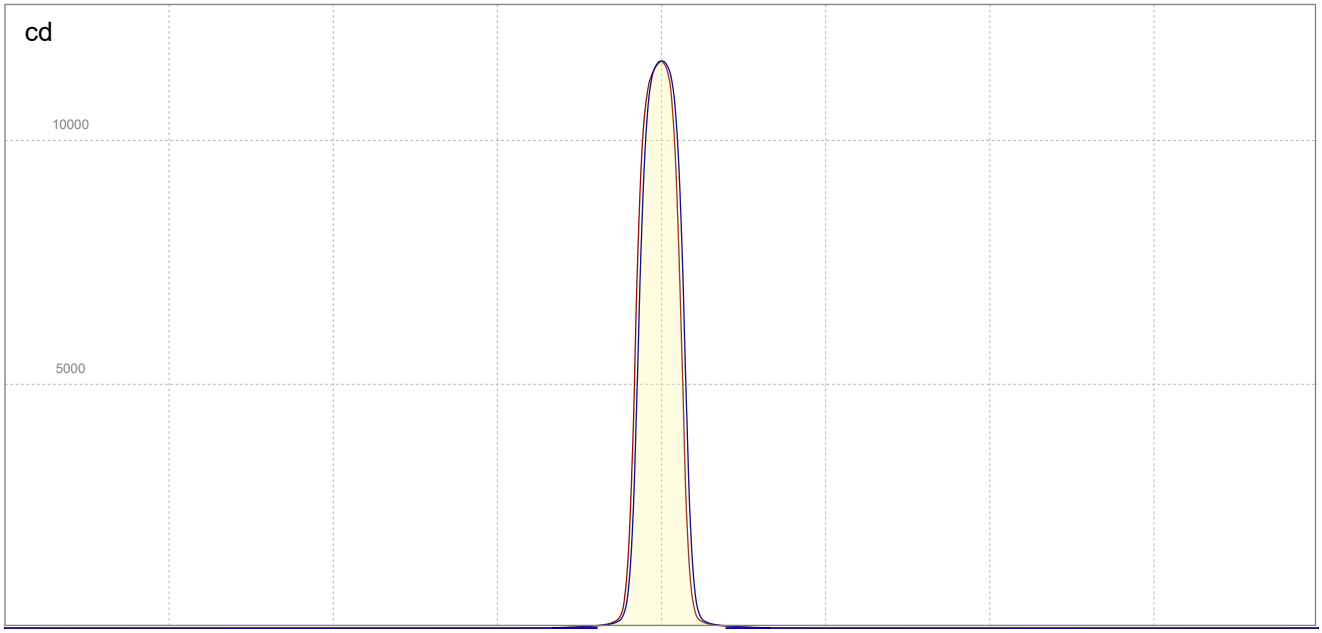

C0 - C180
C90 - C270

IESNA TM-15-07 Luminaire Classification System For Outdoor Luminaires

BUG rating B1 U0 G0

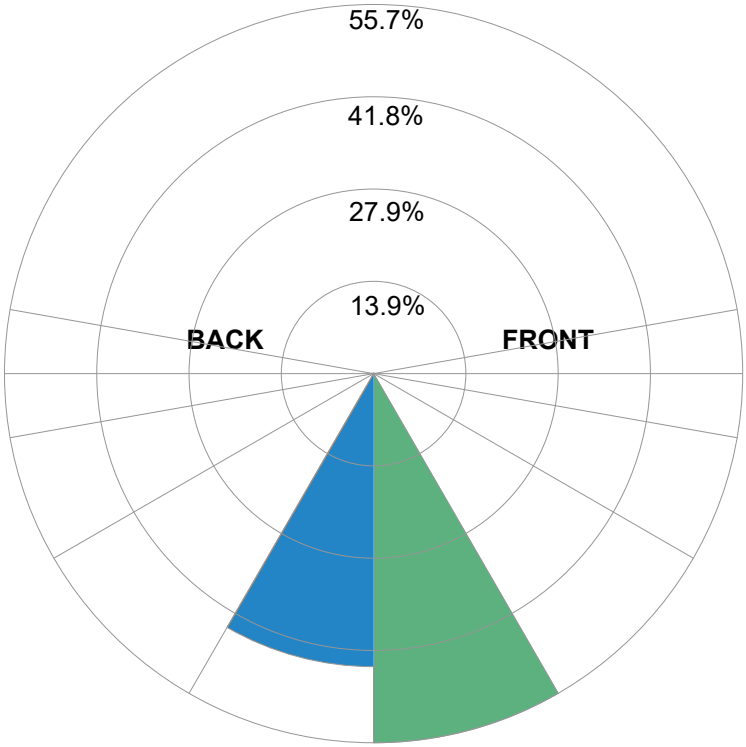

Forward Light			
Low (0-30°)	284.4	lm	55.7%
Medium (30-60°)	0.1	lm	0%
High (60-80°)	0	lm	0%
Very High	0	lm	0%
Back Light			
Low (0-30°)	225.7	lm	44.2%
Medium (30-60°)	0.1	lm	0%
High (60-80°)	0	lm	0%
Very High	0	lm	0%
Uplight			
Low (90-100°)	0	lm	0%
High (100-180°)	0	lm	0%
Total			
Sum	510	lm	100%

Test report

Light measurement results

Print date 10/9/2025

Laboratory and Equipment

Test lab	n/a - serial: n/a sensor serial: n/a
Spectrometer Manufacturer and Model	n/a, n/a – n/a
Measurement date	9/10/2025

Measurement Conditions

Tested c-planes	5 – distance {C_PLANES_DIST}°
Tested gamma angles	361 – {H_PLANES_DIST}°
Input Power	- W

Tested Light Source

Luminaire	QuikBeam
Basic Luminous Shape	SPOT
Item No.	
Manufacturer	Astera

Main Light Measurement Results

Output – Total Lumen (Up% / Down%)	413 lm – 0% / 100%
Efficiency	n/a lm/W
Peak Intensity	9428 cd
Correlated Color Temperature, CCT	3200 K
Color Rendering Index	CRI 0.0

Polar light distribution diagram

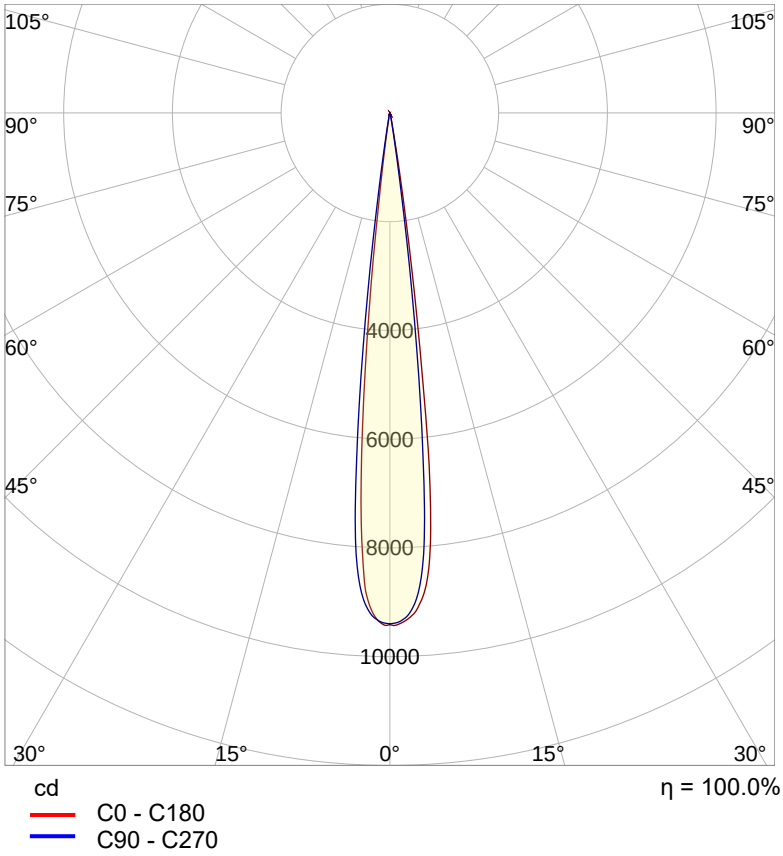

Test report

Light measurement results

Print date 10/9/2025

Beam details

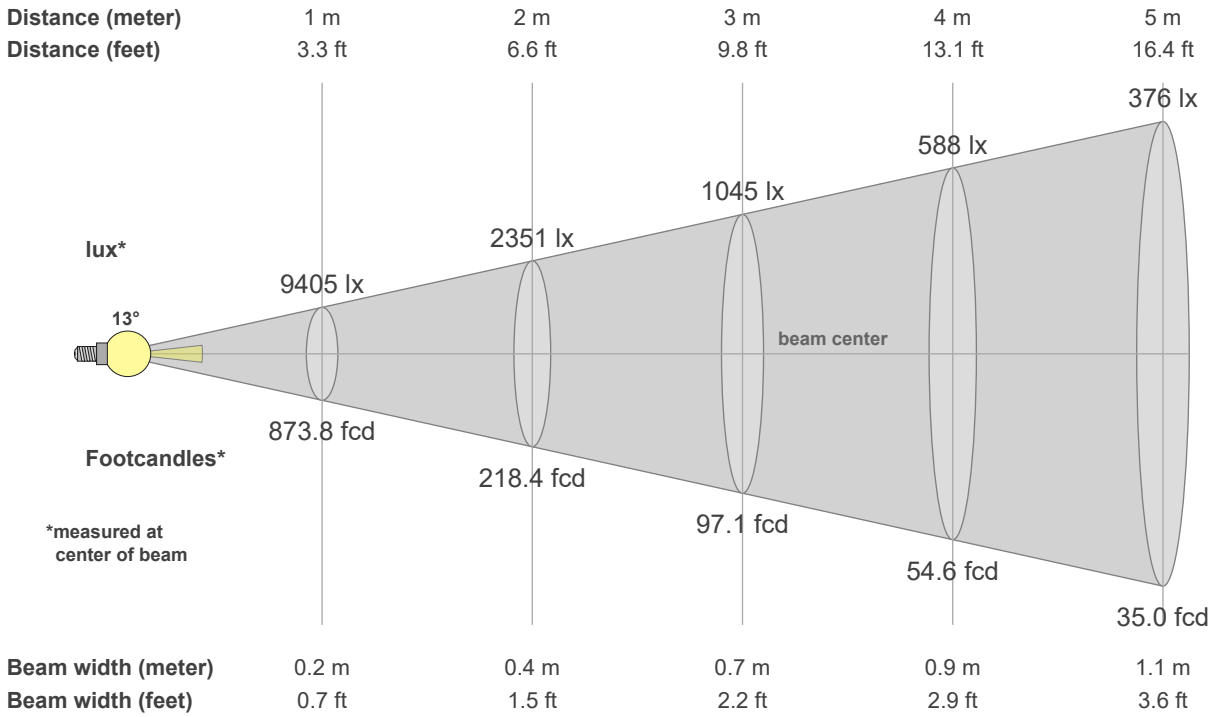

Luminaire budgetary diagram

LAMPS (number of lamps)

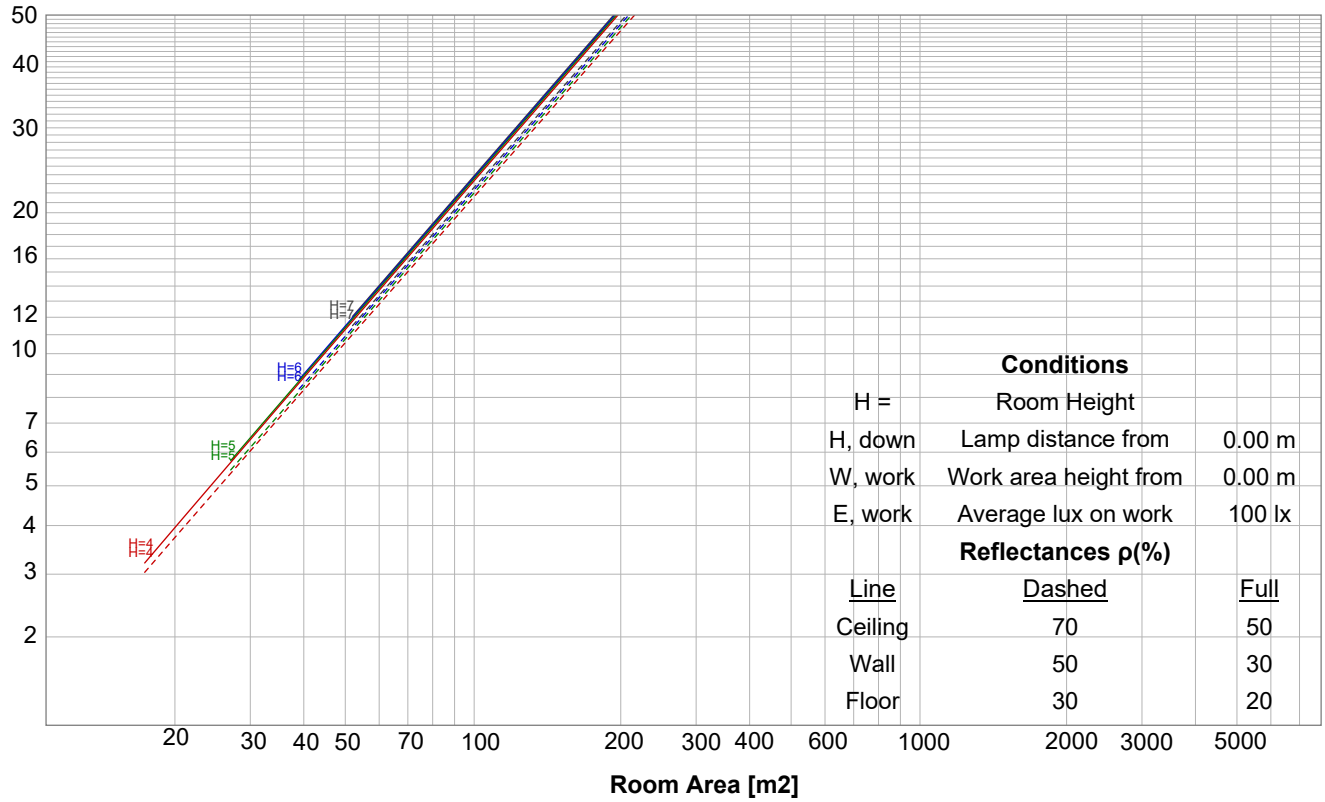

Test report

Light measurement results

Print date 10/9/2025

Iso-intensity Diagram (Iso-candela)

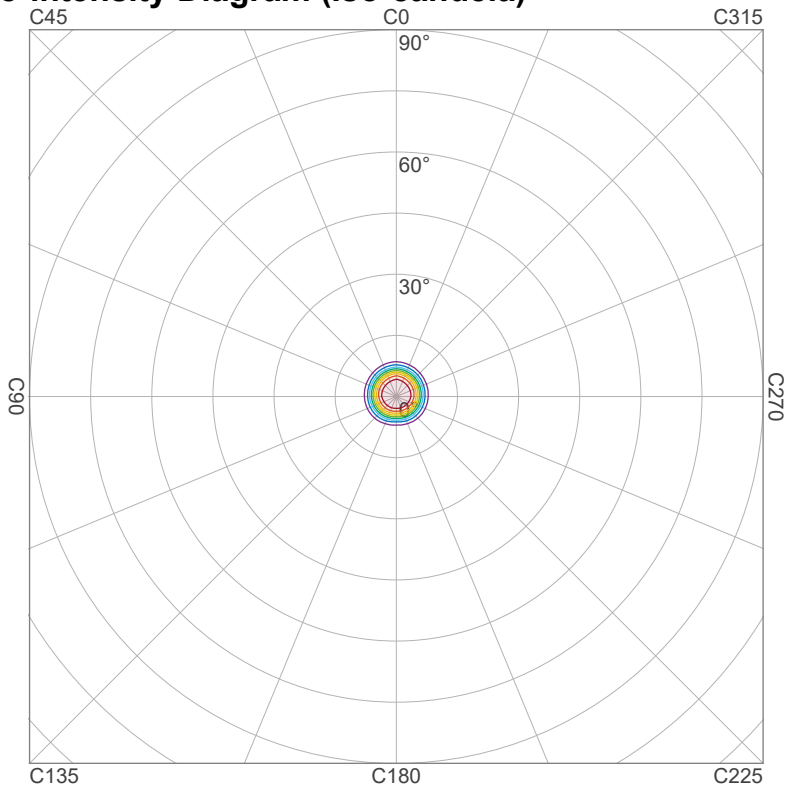

90 %	8464.8 cd
80 %	7524.3 cd
70 %	6583.8 cd
60 %	5643.2 cd
50 %	4702.7 cd
40 %	3762.2 cd
30 %	2821.6 cd
20 %	1881.1 cd
10 %	940.5 cd

Peak intensity: 9405.4 cd
Number of c-planes: 4

Iso-illuminance Diagram (Iso-lux)

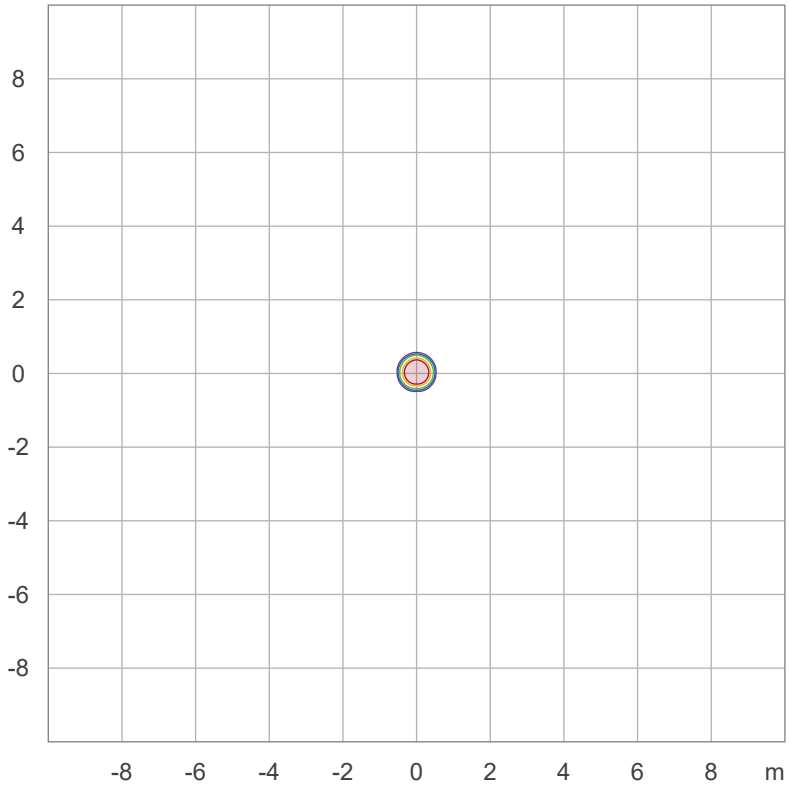

50.0 %	522.5 lx
30.0 %	313.5 lx
10.0 %	104.5 lx
5.0 %	52.3 lx
3.0 %	31.4 lx

Peak illuminance: 1045.0 lx
Mounting height: 3.0 m
Number of c-planes: 4

Linear intensity distribution

C0 - C180
C90 - C270

IESNA TM-15-07 Luminaire Classification System For Outdoor Luminaires

BUG rating B1 U0 G0

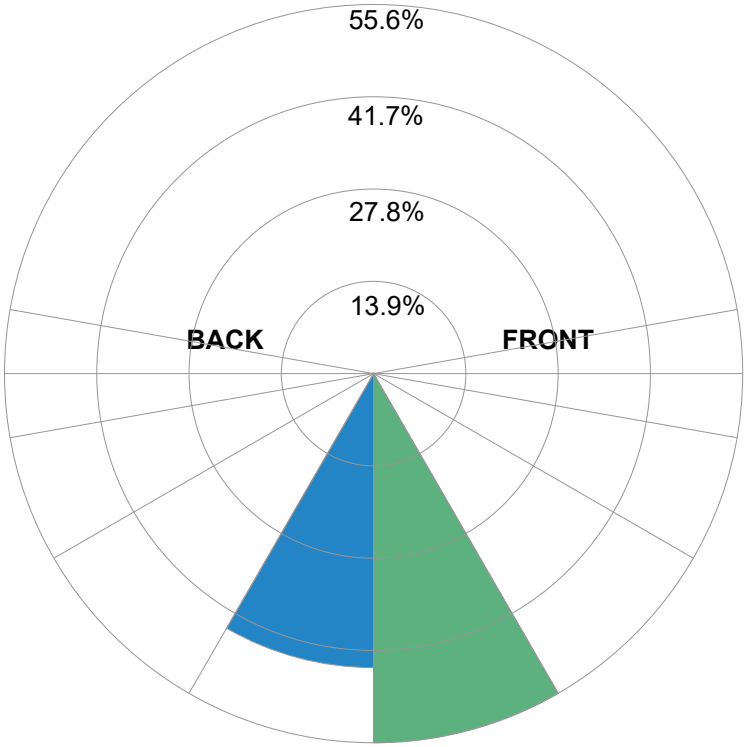

Forward Light			
Low (0-30°)	230	lm	55.6%
Medium (30-60°)	0.1	lm	0%
High (60-80°)	0	lm	0%
Very High	0	lm	0%
Back Light			
Low (0-30°)	183.2	lm	44.3%
Medium (30-60°)	0.1	lm	0%
High (60-80°)	0	lm	0%
Very High	0	lm	0%
Uplight			
Low (90-100°)	0	lm	0%
High (100-180°)	0	lm	0%
Total			
Sum	413	lm	100%

Test report

Light measurement results

Print date 10/9/2025

Laboratory and Equipment

Test lab	n/a - serial: n/a sensor serial: n/a
Spectrometer Manufacturer and Model	n/a, n/a – n/a
Measurement date	9/10/2025

Measurement Conditions

Tested c-planes	5 – distance {C_PLANES_DIST}°
Tested gamma angles	361 – {H_PLANES_DIST}°
Input Power	- W

Tested Light Source

Luminaire	QuikBeam
Basic Luminous Shape	SPOT
Item No.	
Manufacturer	Astera

Main Light Measurement Results

Output – Total Lumen (Up% / Down%)	637 lm – 0% / 100%
Efficiency	n/a lm/W
Peak Intensity	14450 cd
Correlated Color Temperature, CCT	4000 K
Color Rendering Index	CRI 85.0

Polar light distribution diagram

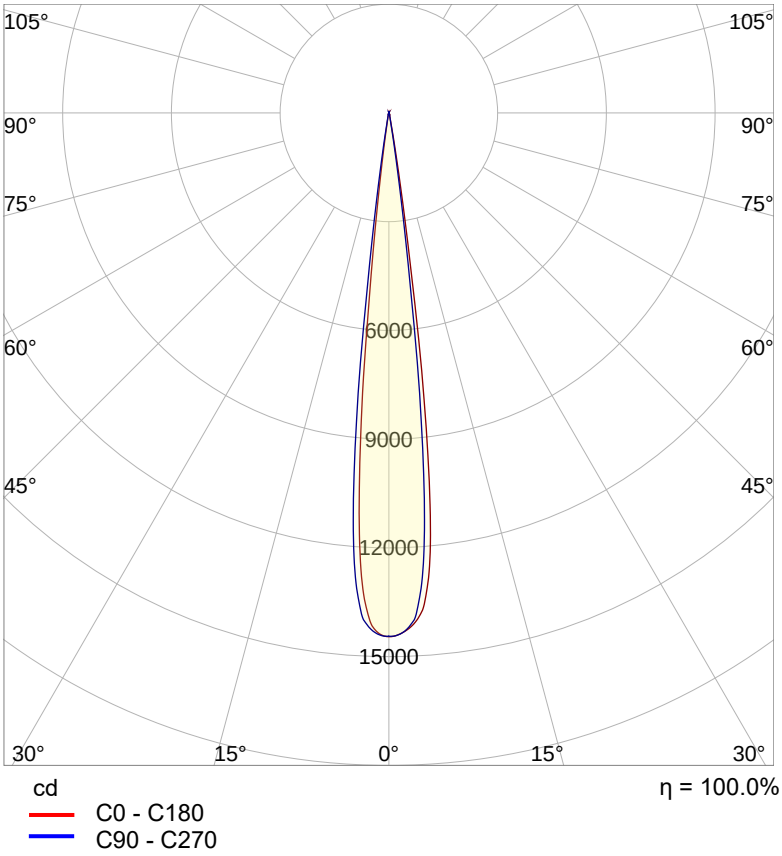

Test report

Light measurement results

Print date 10/9/2025

Beam details

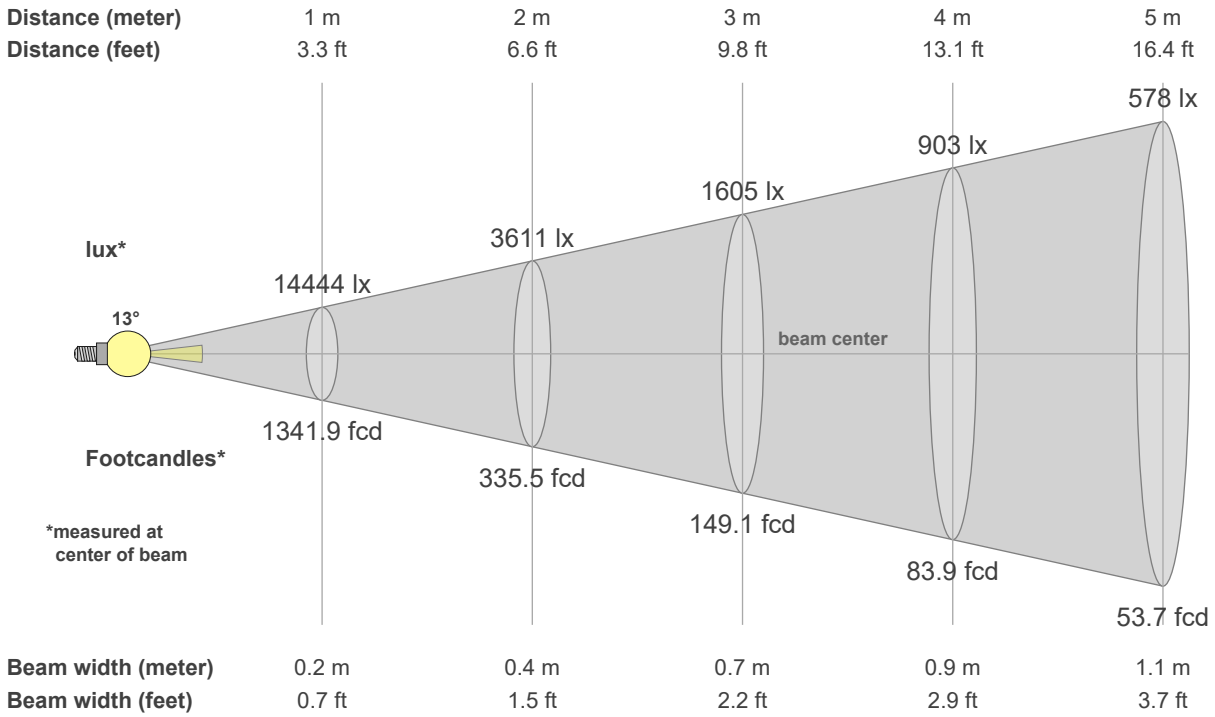

Luminaire budgetary diagram

LAMPS (number of lamps)

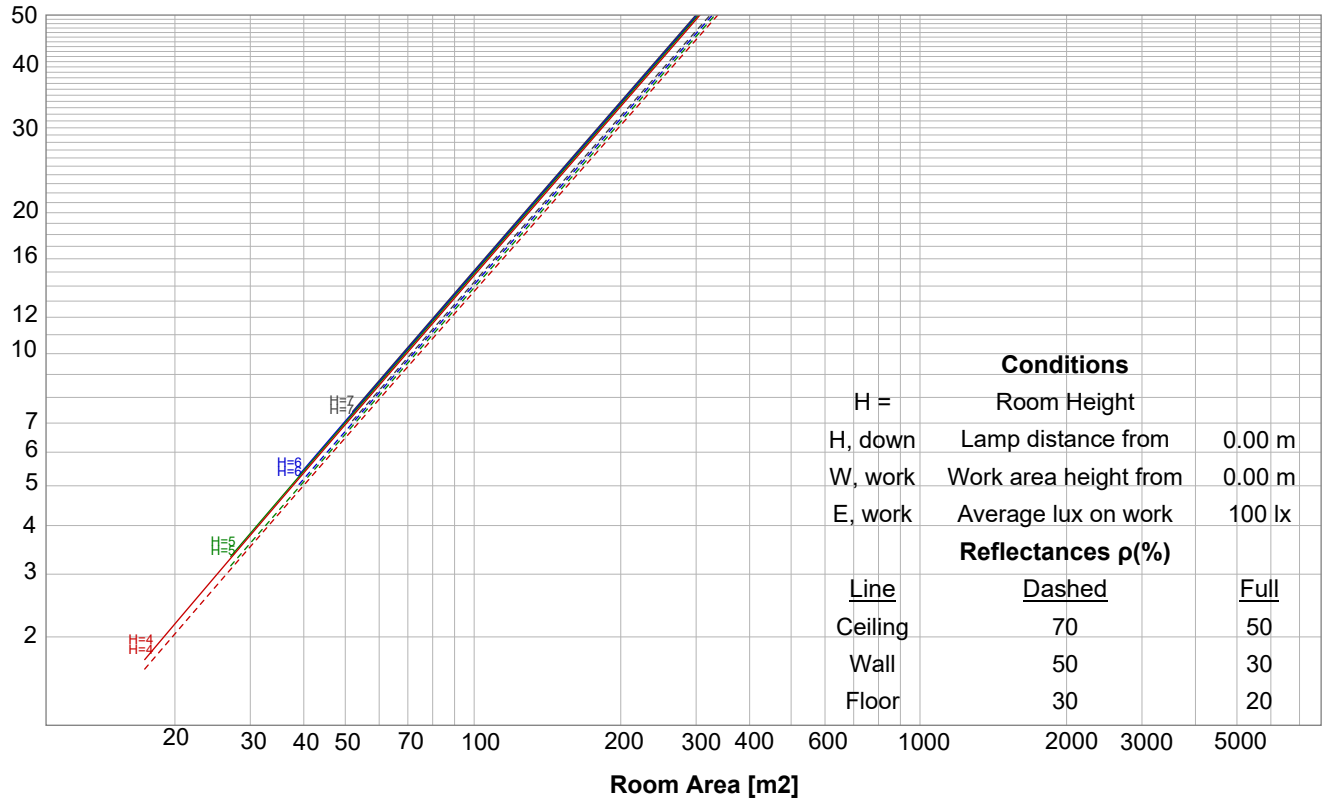

Test report

Light measurement results

Print date 10/9/2025

Iso-intensity Diagram (Iso-candela)

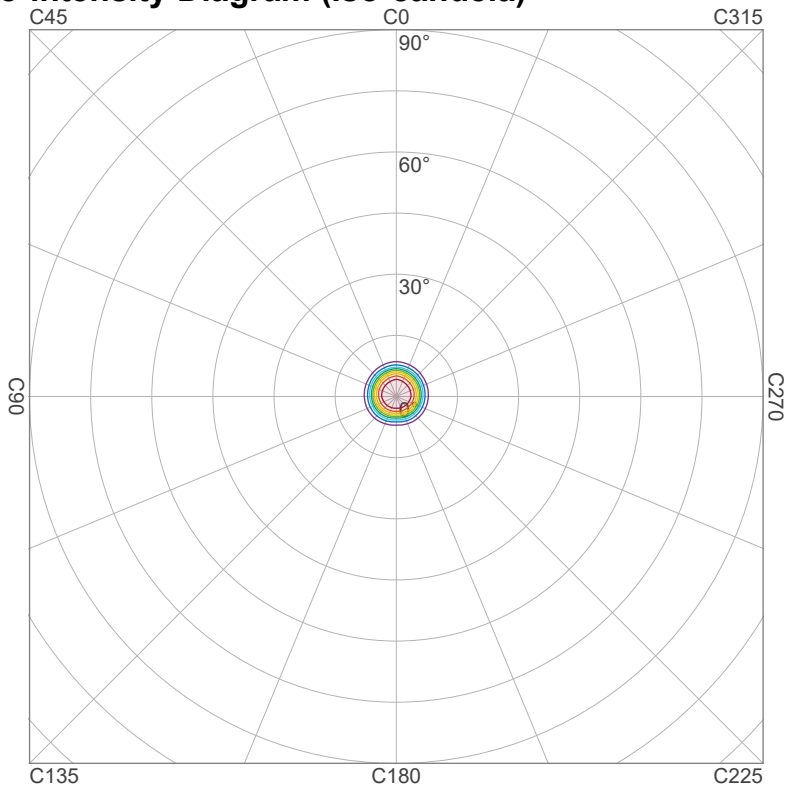

90 %	12999.3 cd
80 %	11555.0 cd
70 %	10110.6 cd
60 %	8666.2 cd
50 %	7221.9 cd
40 %	5777.5 cd
30 %	4333.1 cd
20 %	2888.7 cd
10 %	1444.4 cd

Peak intensity: 14443.7 cd
Number of c-planes: 4

Iso-illuminance Diagram (Iso-lux)

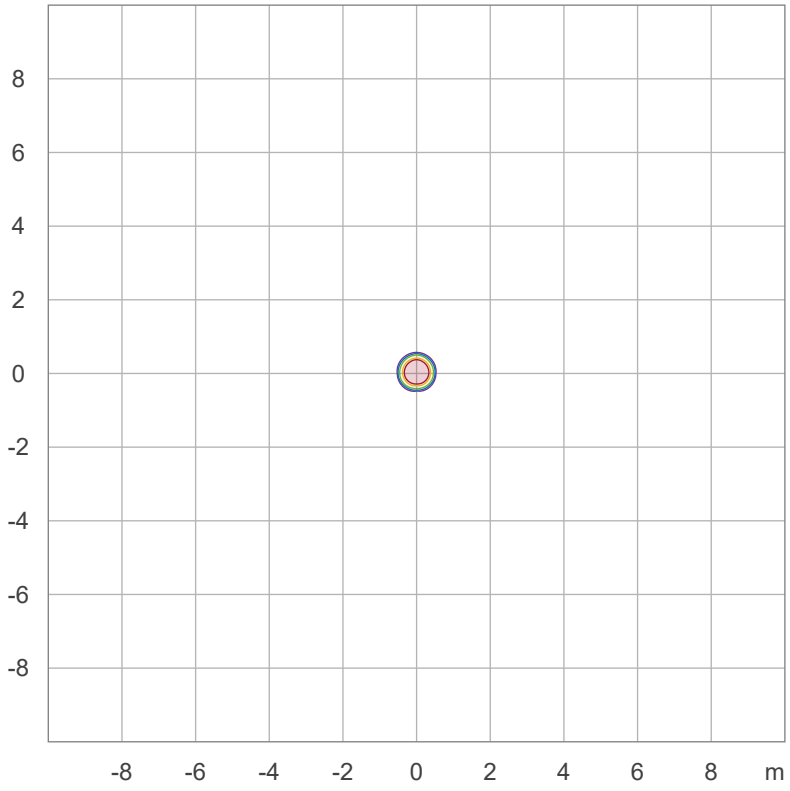

50.0 %	802.4 lx
30.0 %	481.5 lx
10.0 %	160.5 lx
5.0 %	80.2 lx
3.0 %	48.1 lx

Peak illuminance: 1604.9 lx
Mounting height: 3.0 m
Number of c-planes: 4

Linear intensity distribution

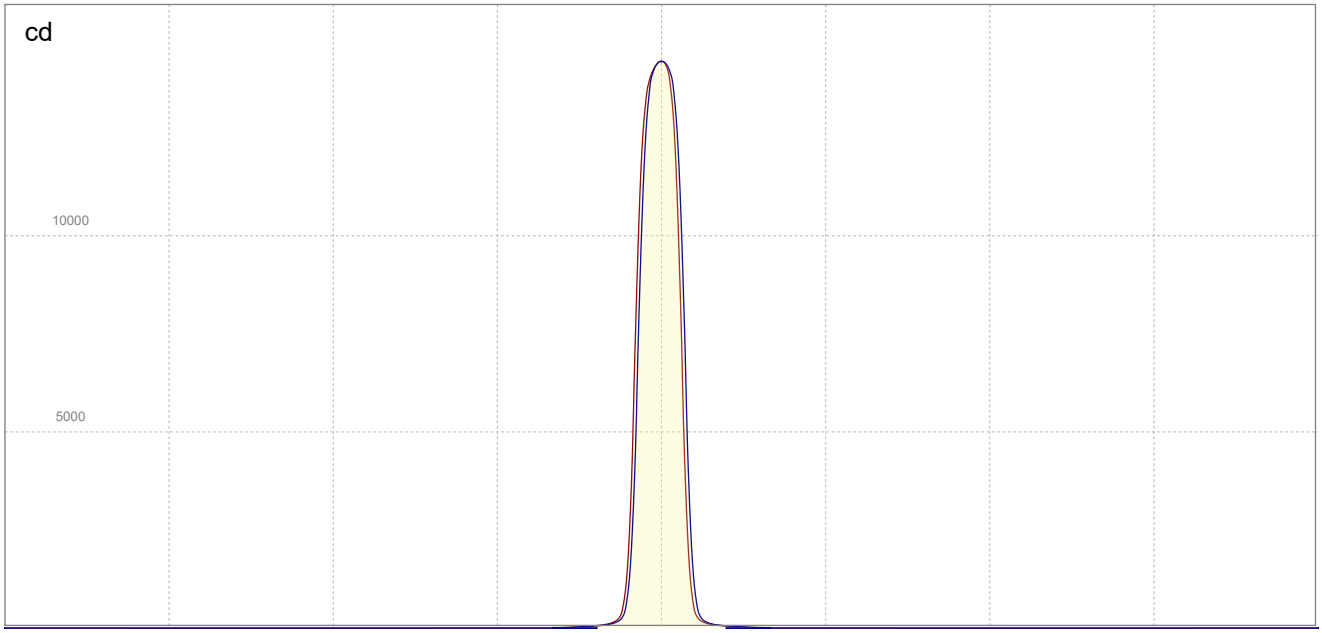

C0 - C180
C90 - C270

IESNA TM-15-07 Luminaire Classification System For Outdoor Luminaires

BUG rating B1 U0 G0

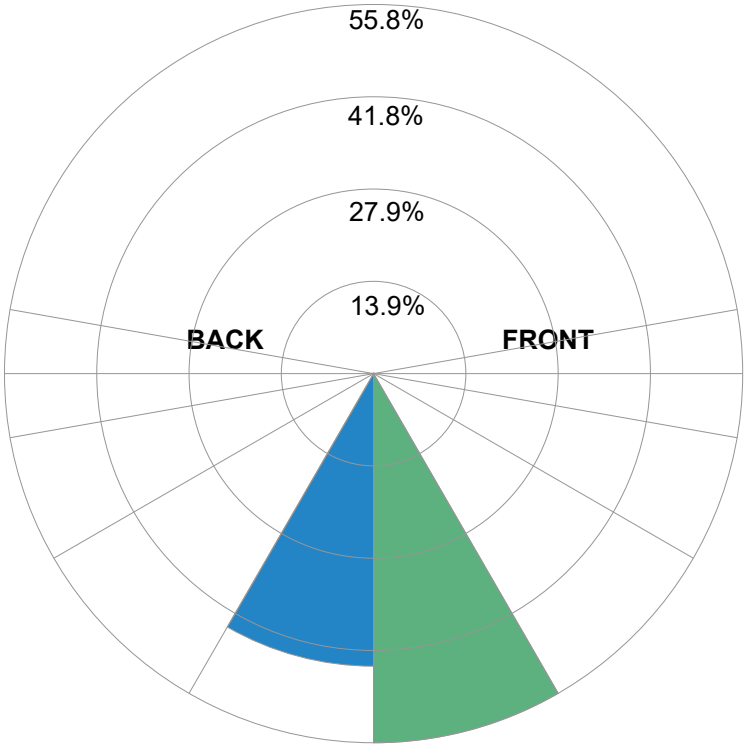

Forward Light			
Low (0-30°)	355.3	lm	55.8%
Medium (30-60°)	0.1	lm	0%
High (60-80°)	0	lm	0%
Very High	0	lm	0%
Back Light			
Low (0-30°)	281.6	lm	44.2%
Medium (30-60°)	0.1	lm	0%
High (60-80°)	0	lm	0%
Very High	0	lm	0%
Uplight			
Low (90-100°)	0	lm	0%
High (100-180°)	0	lm	0%
Total			
Sum	637	lm	100%

Test report

Light measurement results

Print date 10/9/2025

Laboratory and Equipment

Test lab	n/a - serial: n/a sensor serial: n/a
Spectrometer Manufacturer and Model	n/a, n/a – n/a
Measurement date	9/10/2025

Measurement Conditions

Tested c-planes	5 – distance {C_PLANES_DIST}°
Tested gamma angles	361 – {H_PLANES_DIST}°
Input Power	- W

Tested Light Source

Luminaire	QuikBeam
Basic Luminous Shape	SPOT
Item No.	
Manufacturer	Astera

Main Light Measurement Results

Output – Total Lumen (Up% / Down%)	679 lm – 0% / 100%
Efficiency	n/a lm/W
Peak Intensity	15480 cd
Correlated Color Temperature, CCT	5500 K
Color Rendering Index	CRI 0.0

Polar light distribution diagram

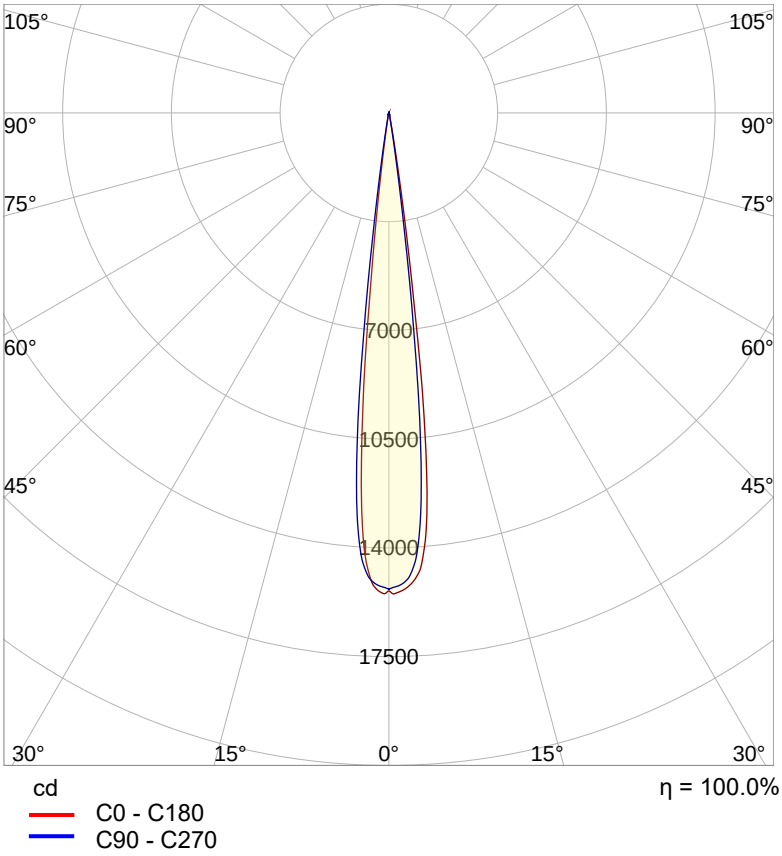

Test report

Light measurement results

Print date 10/9/2025

Beam details

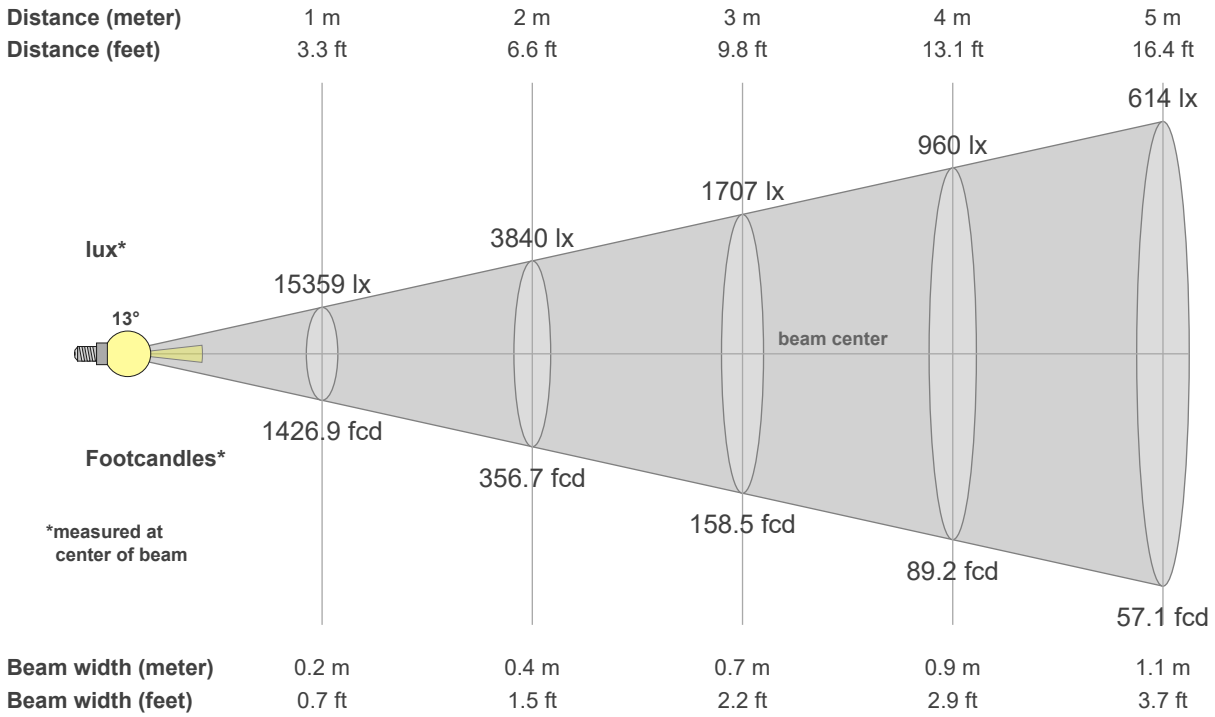

Luminaire budgetary diagram

LAMPS (number of lamps)

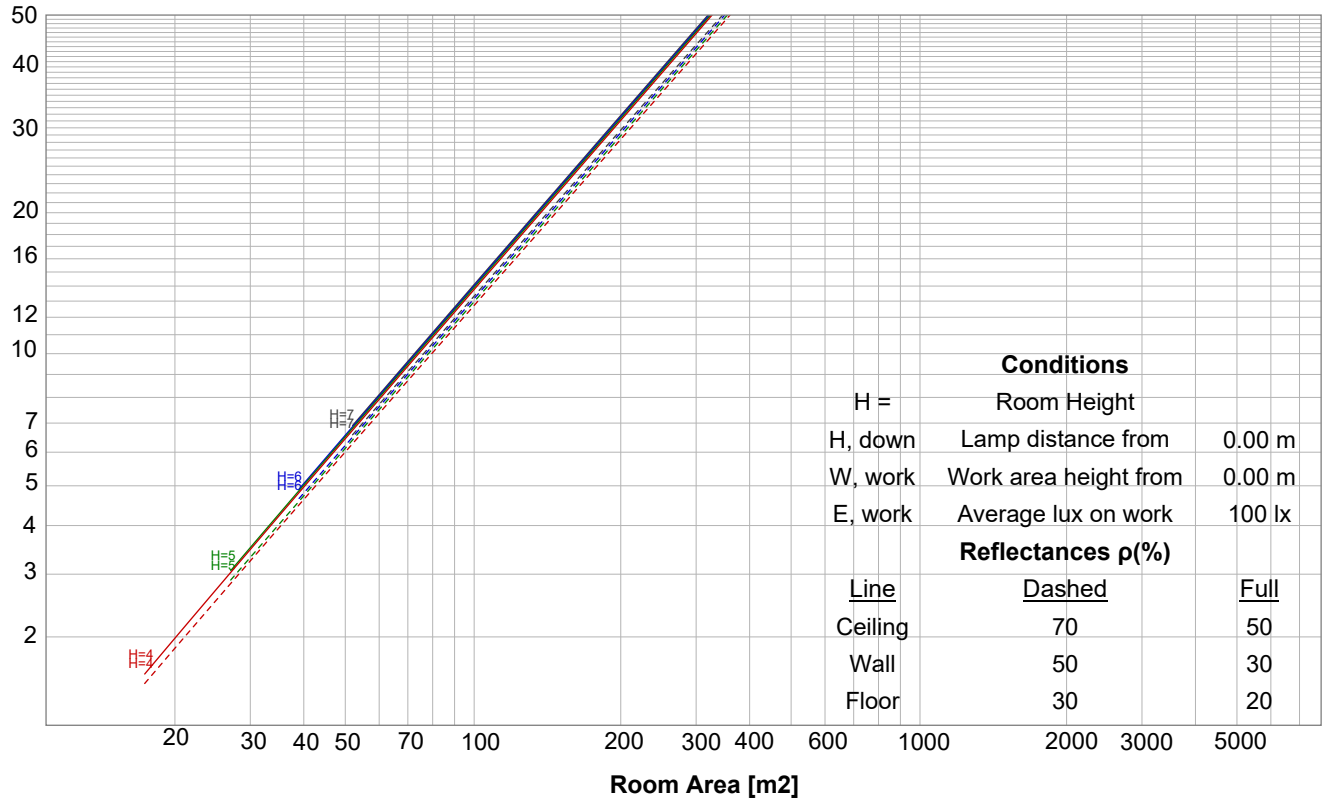

Test report

Light measurement results

Print date 10/9/2025

Iso-intensity Diagram (Iso-candela)

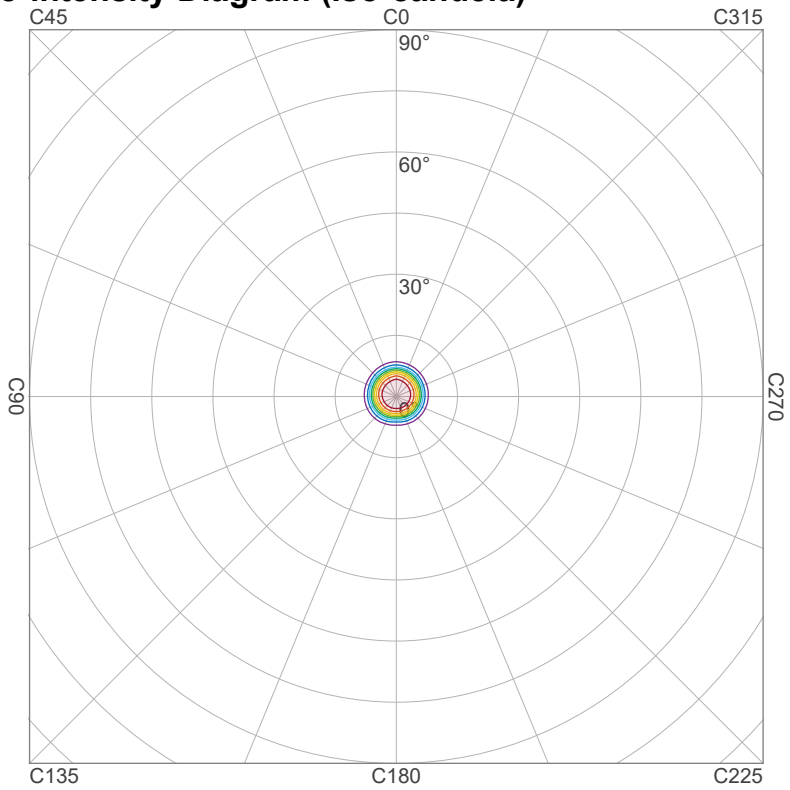

90 %	13898.3 cd
80 %	12354.1 cd
70 %	10809.8 cd
60 %	9265.6 cd
50 %	7721.3 cd
40 %	6177.0 cd
30 %	4632.8 cd
20 %	3088.5 cd
10 %	1544.3 cd

Peak intensity: 15442.6 cd
Number of c-planes: 4

Iso-illuminance Diagram (Iso-lux)

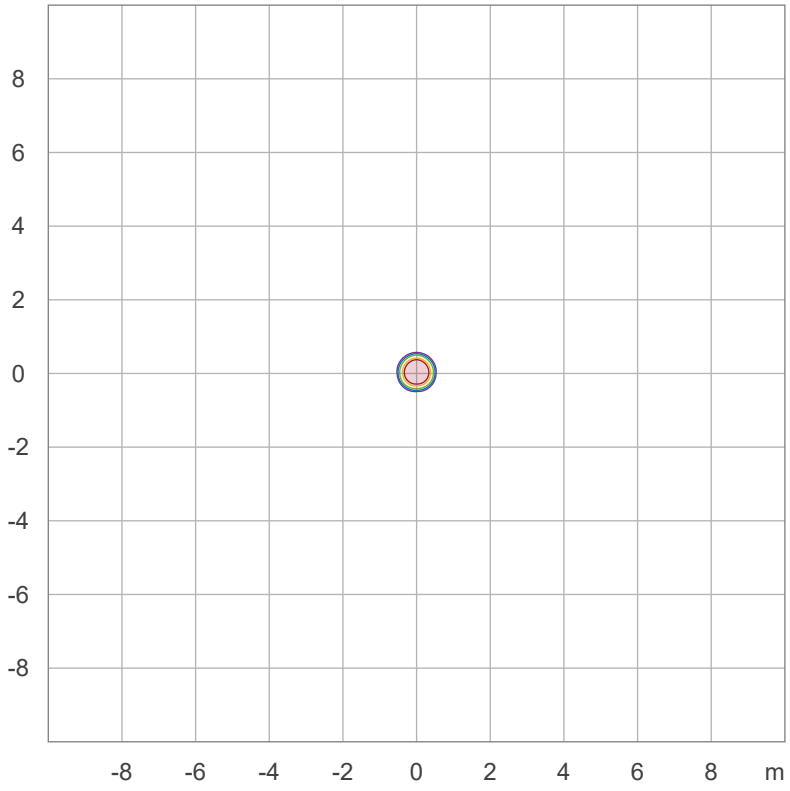

50.0 %	857.5 lx
30.0 %	514.5 lx
10.0 %	171.5 lx
5.0 %	85.8 lx
3.0 %	51.5 lx

Peak illuminance: 1715.1 lx
Mounting height: 3.0 m
Number of c-planes: 4

Linear intensity distribution

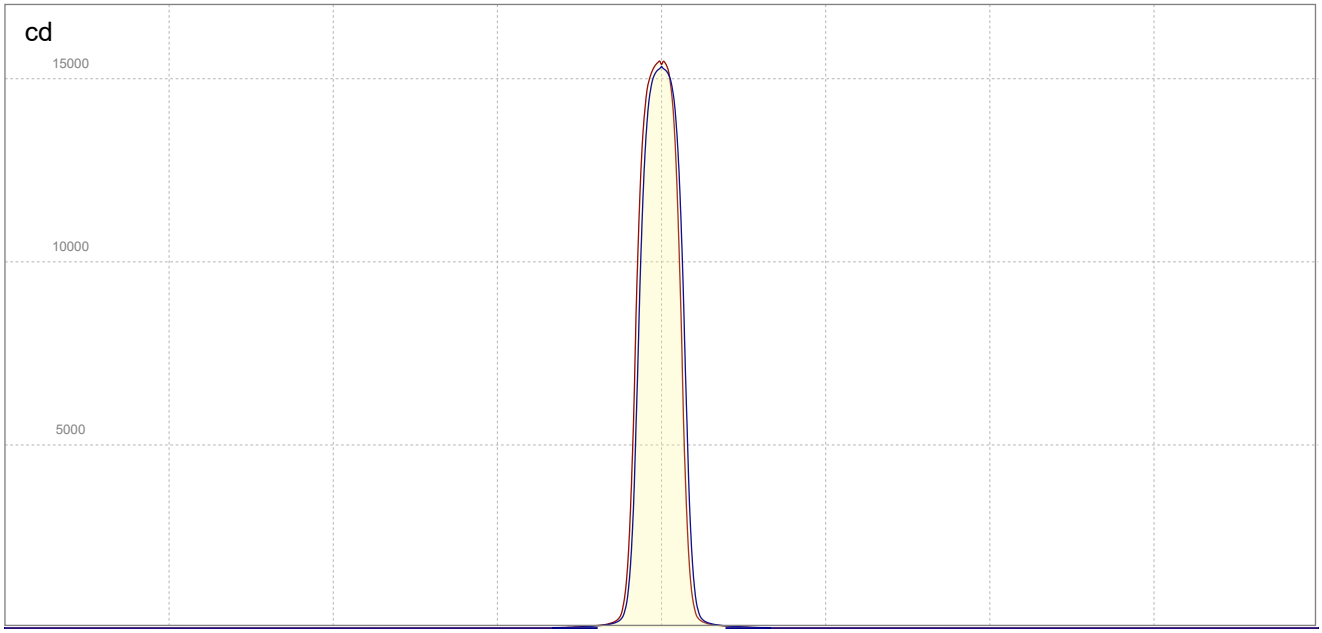

C0 - C180
C90 - C270

IESNA TM-15-07 Luminaire Classification System For Outdoor Luminaires

BUG rating B1 U0 G0

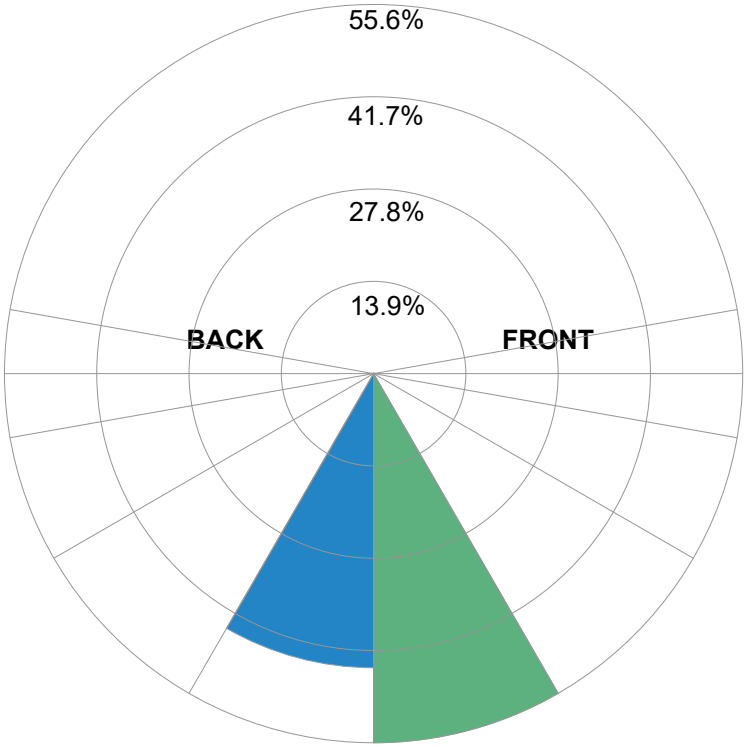

Forward Light			
Low (0-30°)	378	lm	55.6%
Medium (30-60°)	0.1	lm	0%
High (60-80°)	0	lm	0%
Very High	0	lm	0%
Back Light			
Low (0-30°)	301.1	lm	44.3%
Medium (30-60°)	0.1	lm	0%
High (60-80°)	0	lm	0%
Very High	0	lm	0%
Uplight			
Low (90-100°)	0	lm	0%
High (100-180°)	0	lm	0%
Total			
Sum	679	lm	100%

Test report

Light measurement results

Print date 10/9/2025

Laboratory and Equipment

Test lab	n/a - serial: n/a sensor serial: n/a
Spectrometer Manufacturer and Model	n/a, n/a – n/a
Measurement date	9/10/2025

Measurement Conditions

Tested c-planes	5 – distance {C_PLANES_DIST}°
Tested gamma angles	361 – {H_PLANES_DIST}°
Input Power	- W

Tested Light Source

Luminaire	QuikBeam
Basic Luminous Shape	SPOT
Item No.	
Manufacturer	Astera

Main Light Measurement Results

Output – Total Lumen (Up% / Down%)	683 lm – 0% / 100%
Efficiency	n/a lm/W
Peak Intensity	15473 cd
Correlated Color Temperature, CCT	6500 K
Color Rendering Index	CRI 0.0

Polar light distribution diagram

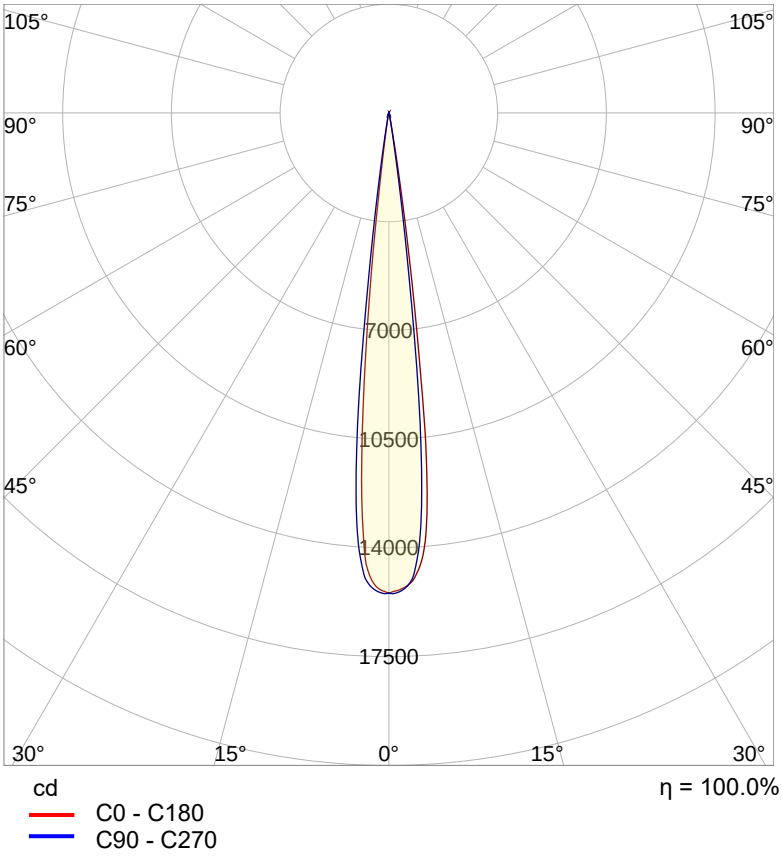

Test report

Light measurement results

Print date 10/9/2025

Beam details

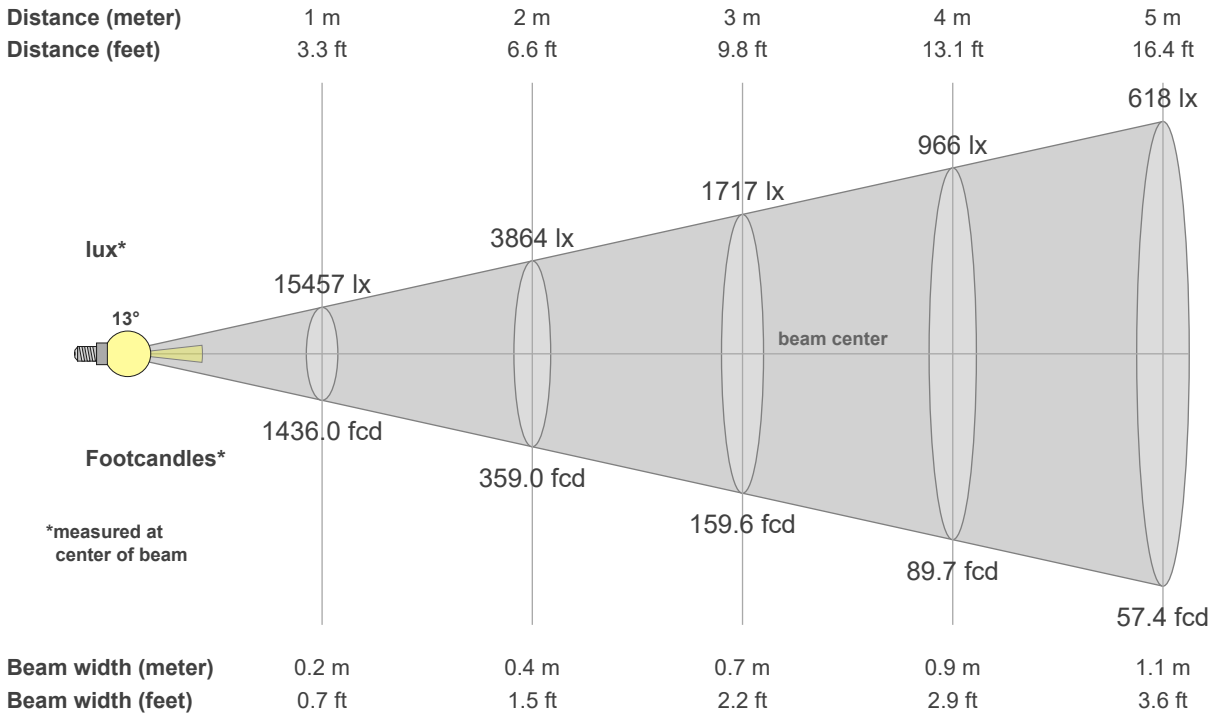

Luminaire budgetary diagram

LAMPS (number of lamps)

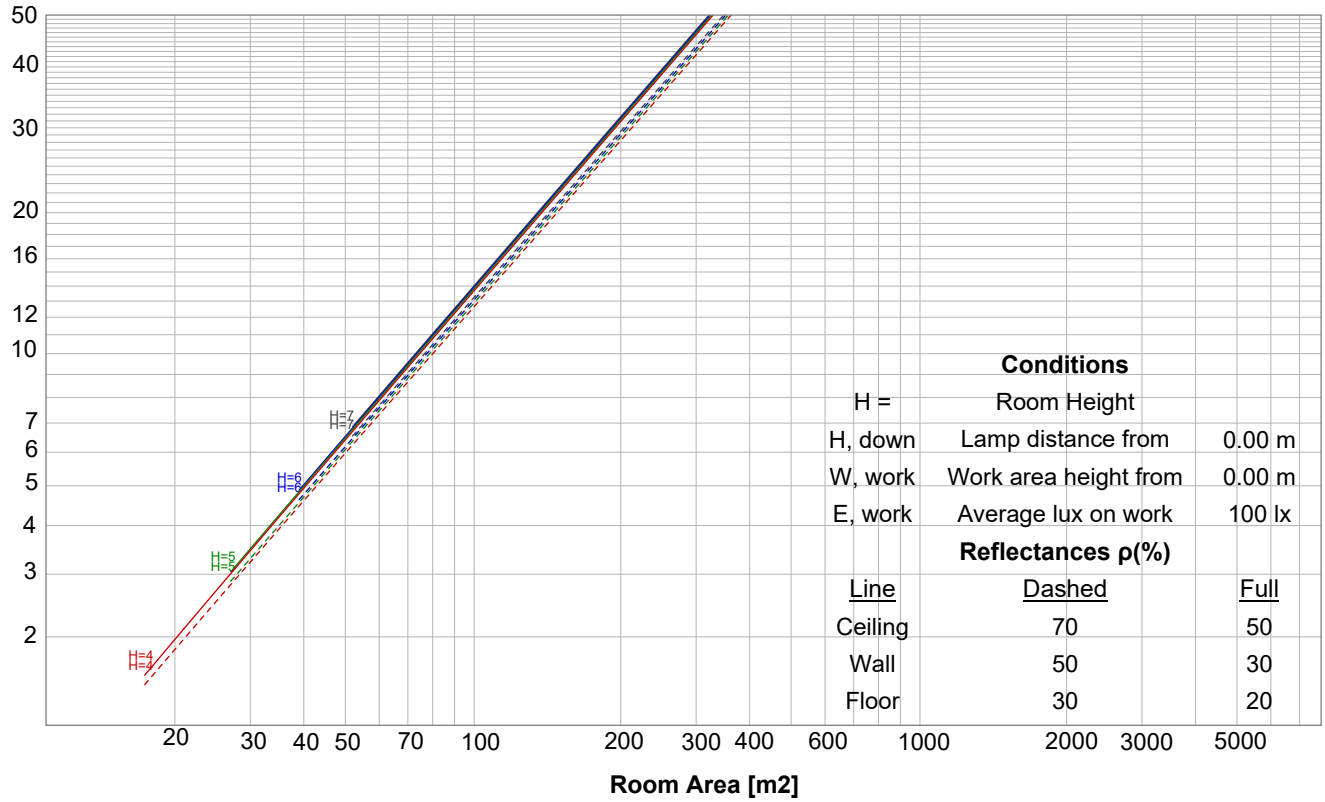

Iso-intensity Diagram (Iso-candela)

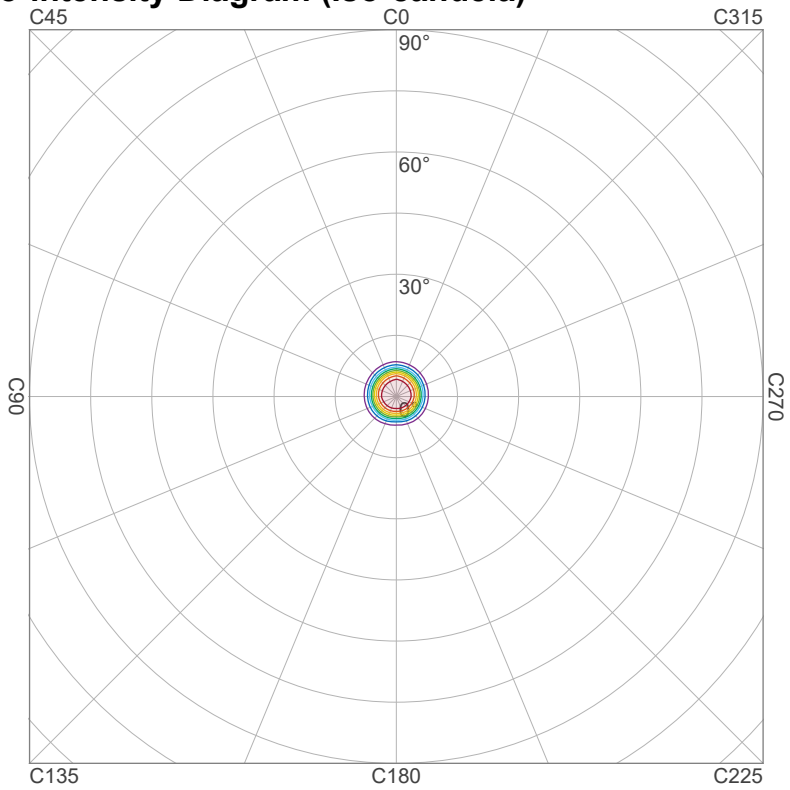

90 %	13911.3 cd
80 %	12365.6 cd
70 %	10819.9 cd
60 %	9274.2 cd
50 %	7728.5 cd
40 %	6182.8 cd
30 %	4637.1 cd
20 %	3091.4 cd
10 %	1545.7 cd

Peak intensity: 15456.9 cd
Number of c-planes: 4

Iso-illuminance Diagram (Iso-lux)

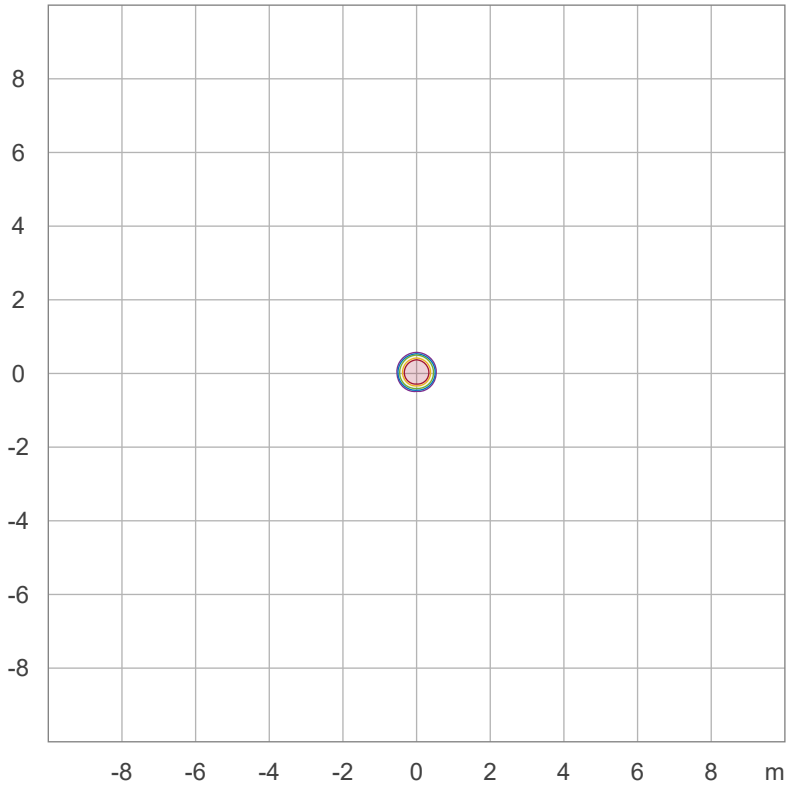

50.0 %	858.7 lx
30.0 %	515.2 lx
10.0 %	171.7 lx
5.0 %	85.9 lx
3.0 %	51.5 lx

Peak illuminance: 1717.4 lx
Mounting height: 3.0 m
Number of c-planes: 4

Linear intensity distribution

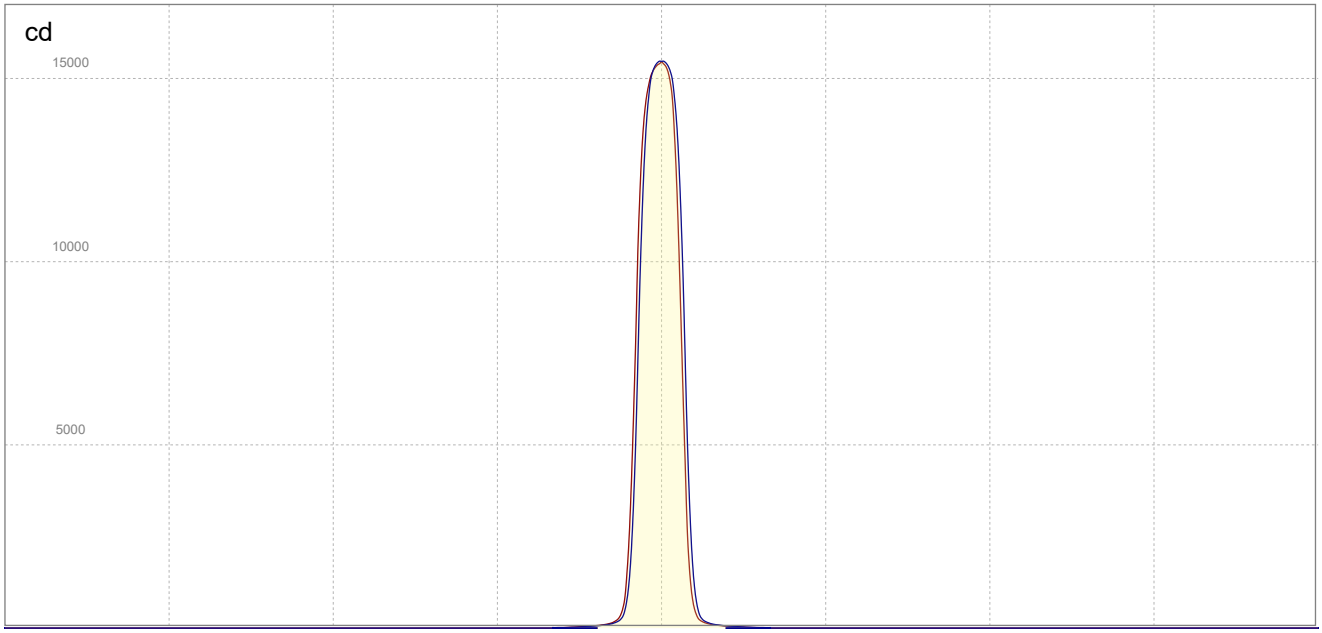

C0 - C180
C90 - C270

IESNA TM-15-07 Luminaire Classification System For Outdoor Luminaires

BUG rating B1 U0 G0

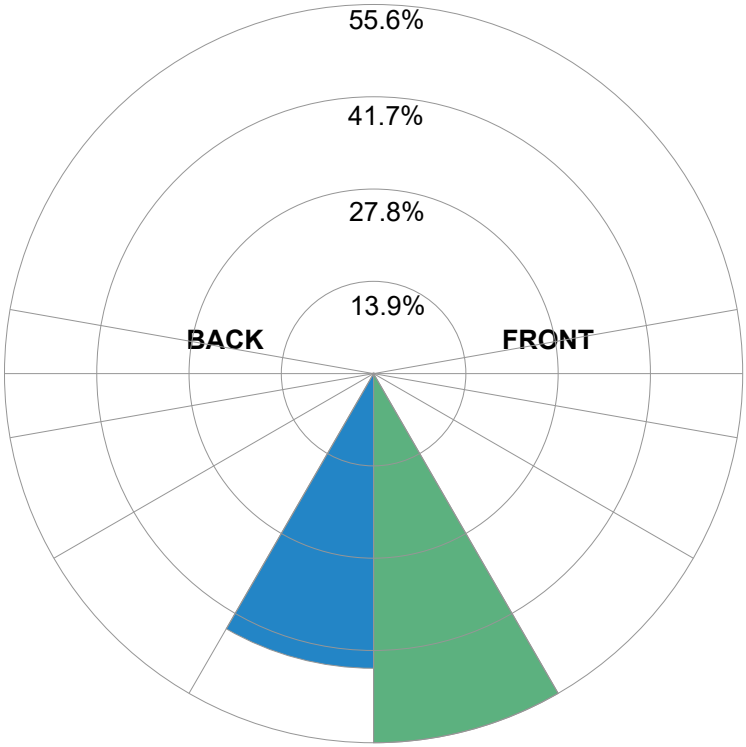

Forward Light			
Low (0-30°)	379.7	lm	55.6%
Medium (30-60°)	0.2	lm	0%
High (60-80°)	0	lm	0%
Very High	0	lm	0%
Back Light			
Low (0-30°)	303.1	lm	44.4%
Medium (30-60°)	0.1	lm	0%
High (60-80°)	0	lm	0%
Very High	0	lm	0%
Uplight			
Low (90-100°)	0	lm	0%
High (100-180°)	0	lm	0%
Total			
Sum	683	lm	100%

Test report

Light measurement results

Print date 10/9/2025

Laboratory and Equipment

Test lab	n/a - serial: n/a sensor serial: n/a
Spectrometer Manufacturer and Model	n/a, n/a – n/a
Measurement date	9/10/2025

Measurement Conditions

Tested c-planes	5 – distance {C_PLANES_DIST}°
Tested gamma angles	361 – {H_PLANES_DIST}°
Input Power	- W

Tested Light Source

Luminaire	QuikBeam
Basic Luminous Shape	SPOT
Item No.	
Manufacturer	Astera

Main Light Measurement Results

Output – Total Lumen (Up% / Down%)	516 lm – 0% / 100%
Efficiency	n/a lm/W
Peak Intensity	11356 cd
Correlated Color Temperature, CCT	2700 K
Color Rendering Index	CRI 0.0

Polar light distribution diagram

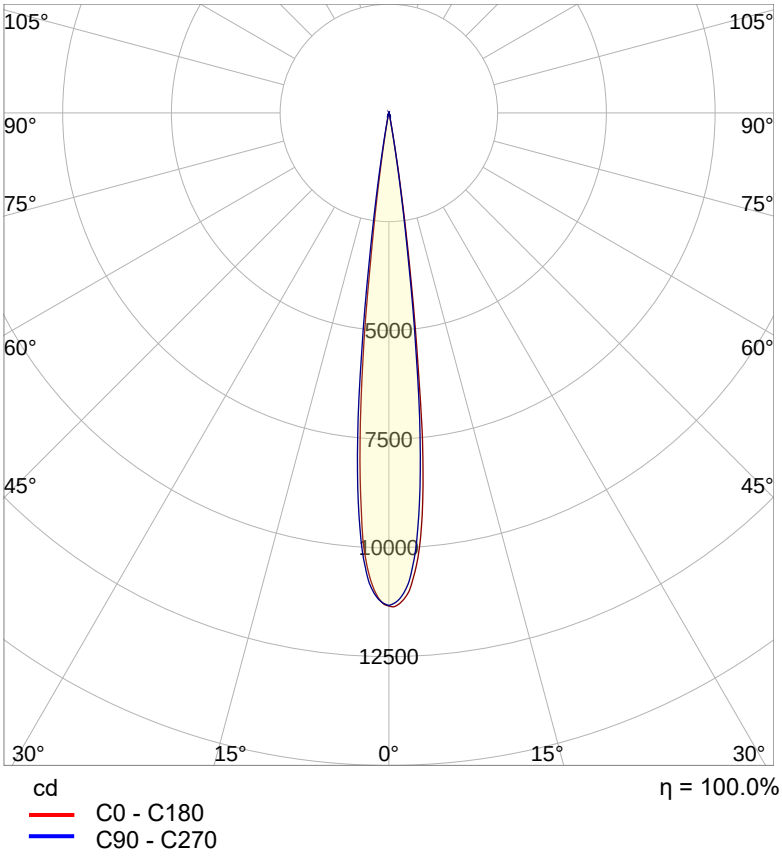

Test report

Light measurement results

Print date 10/9/2025

Beam details

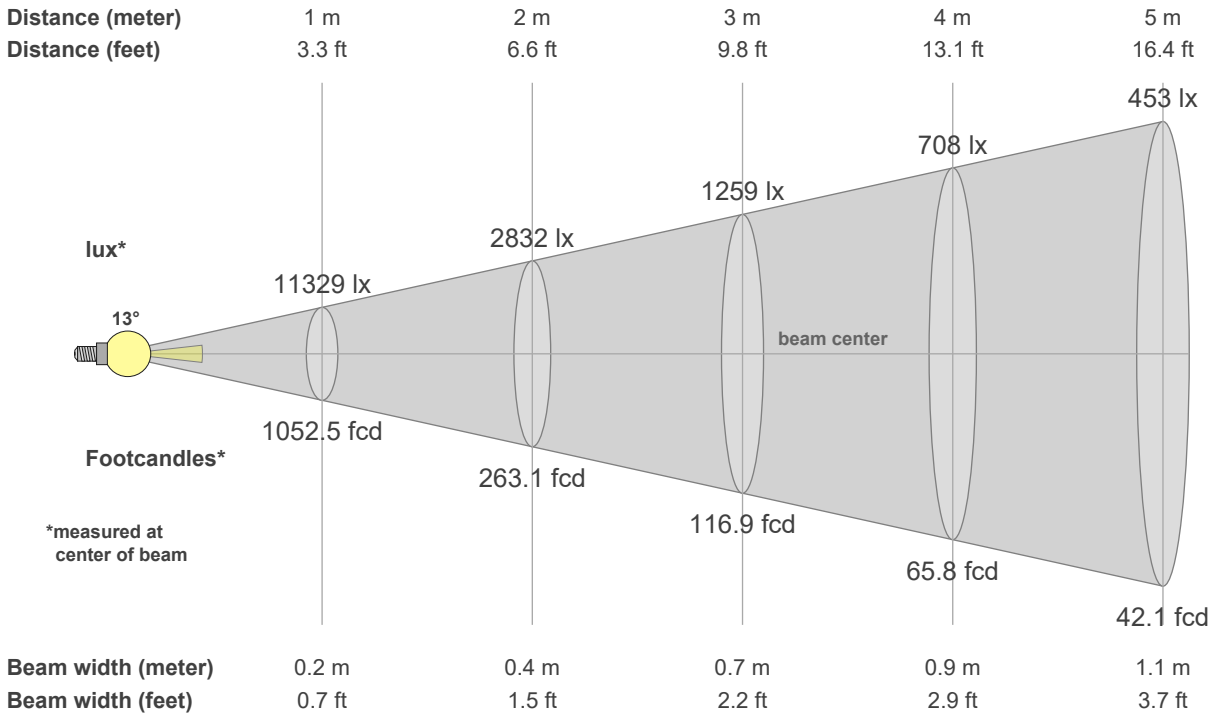

Luminaire budgetary diagram

LAMPS (number of lamps)

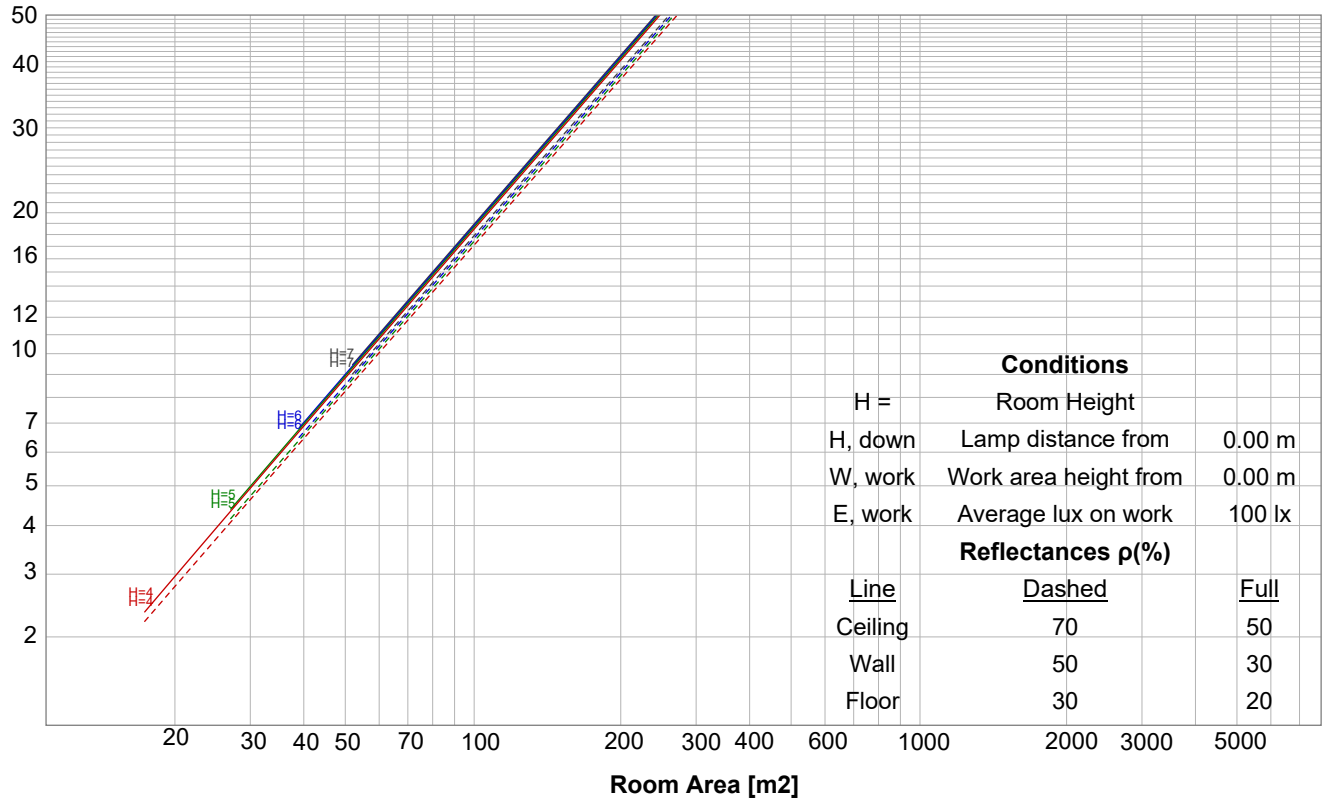

Test report

Light measurement results

Print date 10/9/2025

Iso-intensity Diagram (Iso-candela)

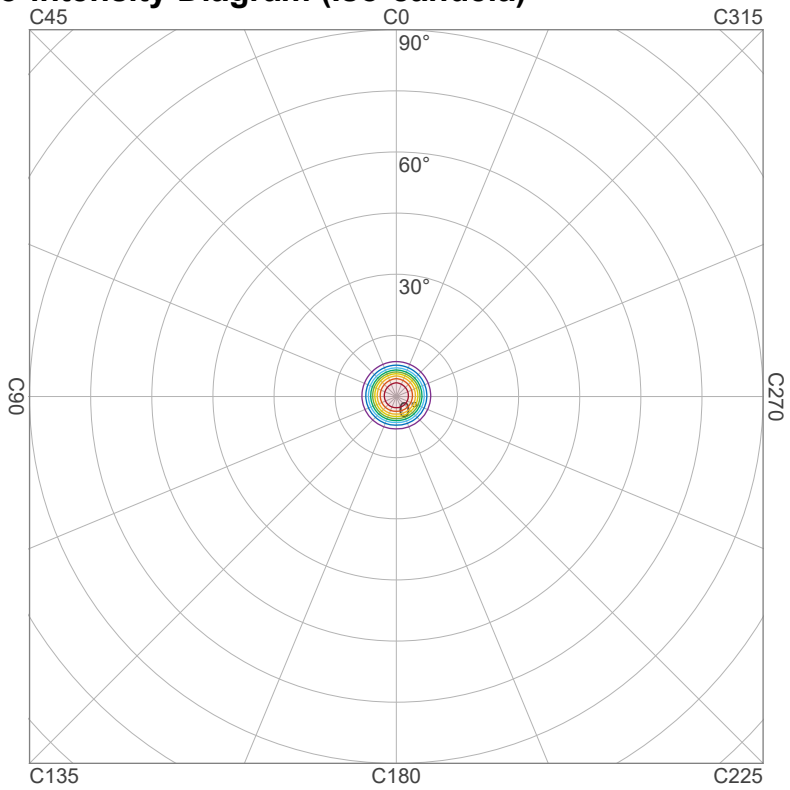

90 %	10195.7 cd
80 %	9062.9 cd
70 %	7930.0 cd
60 %	6797.2 cd
50 %	5664.3 cd
40 %	4531.4 cd
30 %	3398.6 cd
20 %	2265.7 cd
10 %	1132.9 cd

Peak intensity: 11328.6 cd
Number of c-planes: 4

Iso-illuminance Diagram (Iso-lux)

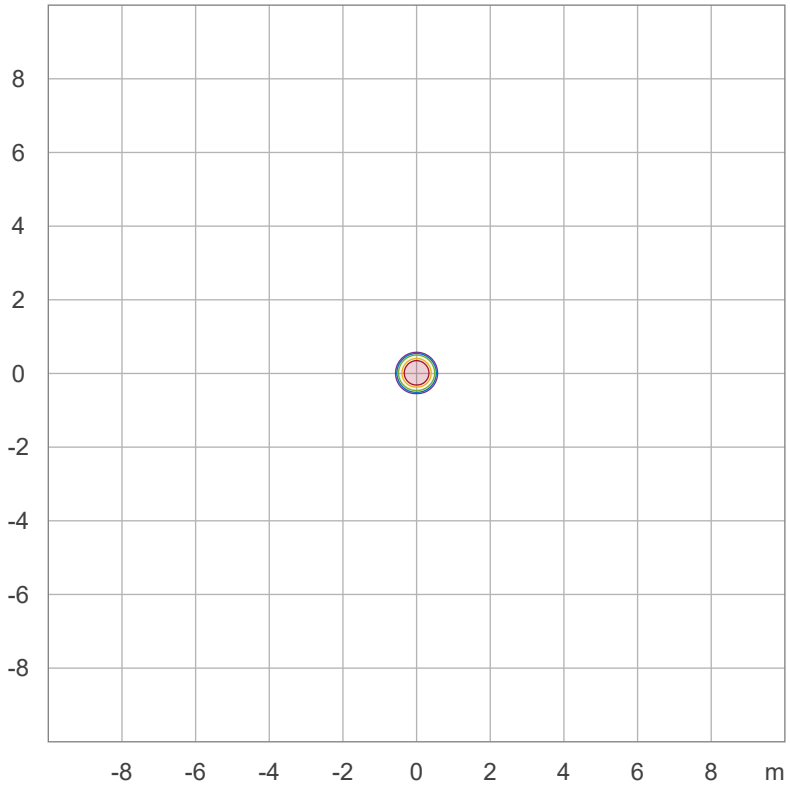

50.0 %	629.4 lx
30.0 %	377.6 lx
10.0 %	125.9 lx
5.0 %	62.9 lx
3.0 %	37.8 lx

Peak illuminance: 1258.7 lx
Mounting height: 3.0 m
Number of c-planes: 4

Linear intensity distribution

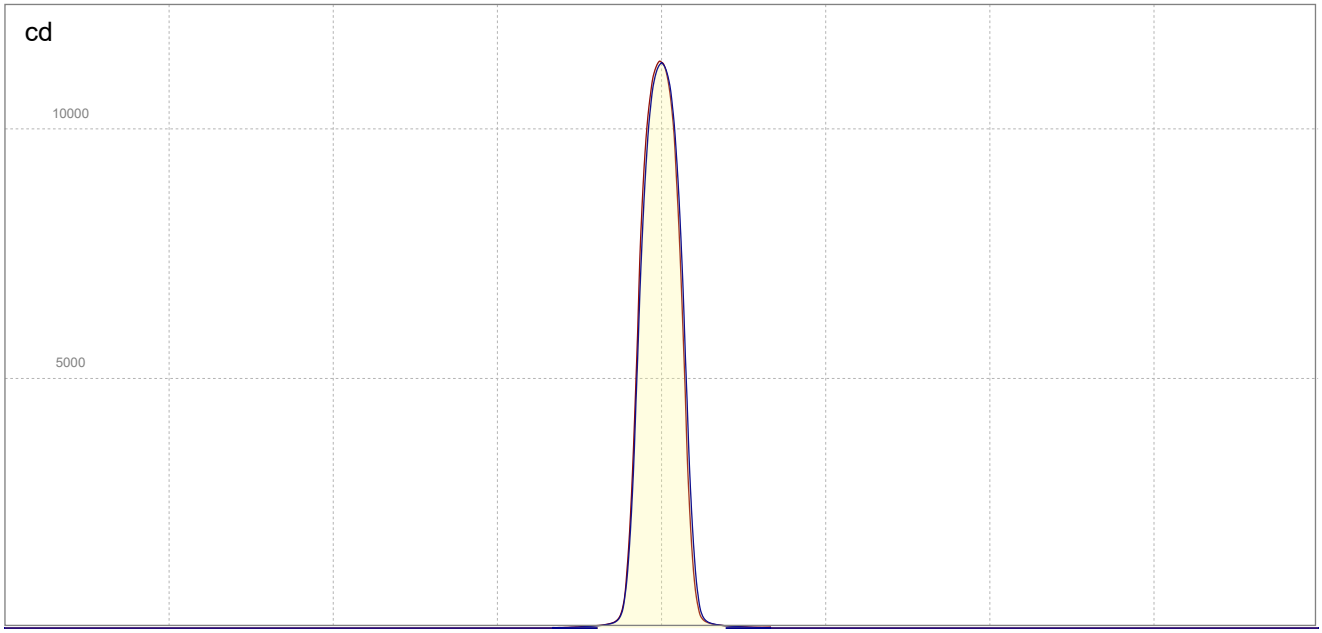

C0 - C180
C90 - C270

IESNA TM-15-07 Luminaire Classification System For Outdoor Luminaires

BUG rating B1 U0 G0

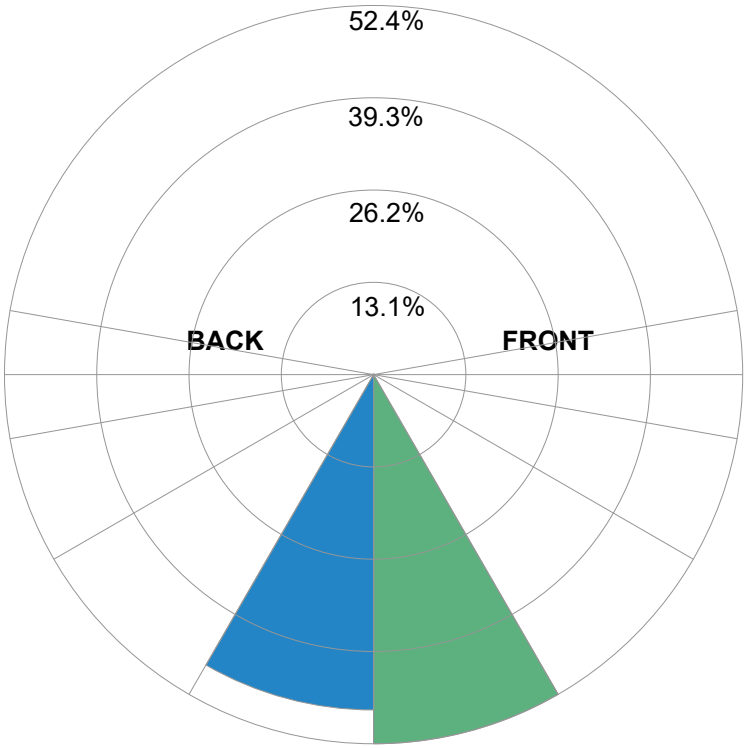

Forward Light			
Low (0-30°)	270.4	lm	52.4%
Medium (30-60°)	0.1	lm	0%
High (60-80°)	0	lm	0%
Very High	0	lm	0%
Back Light			
Low (0-30°)	245.6	lm	47.6%
Medium (30-60°)	0.1	lm	0%
High (60-80°)	0	lm	0%
Very High	0	lm	0%
Uplight			
Low (90-100°)	0	lm	0%
High (100-180°)	0	lm	0%
Total			
Sum	516	lm	100%

Test report

Light measurement results

Print date 10/9/2025

Laboratory and Equipment

Test lab	n/a - serial: n/a sensor serial: n/a
Spectrometer Manufacturer and Model	n/a, n/a – n/a
Measurement date	9/10/2025

Measurement Conditions

Tested c-planes	5 – distance {C_PLANES_DIST}°
Tested gamma angles	361 – {H_PLANES_DIST}°
Input Power	- W

Tested Light Source

Luminaire	QuikBeam
Basic Luminous Shape	SPOT
Item No.	
Manufacturer	Astera

Main Light Measurement Results

Output – Total Lumen (Up% / Down%)	586 lm – 0% / 100%
Efficiency	n/a lm/W
Peak Intensity	12867 cd
Correlated Color Temperature, CCT	3200 K
Color Rendering Index	CRI 0.0

Polar light distribution diagram

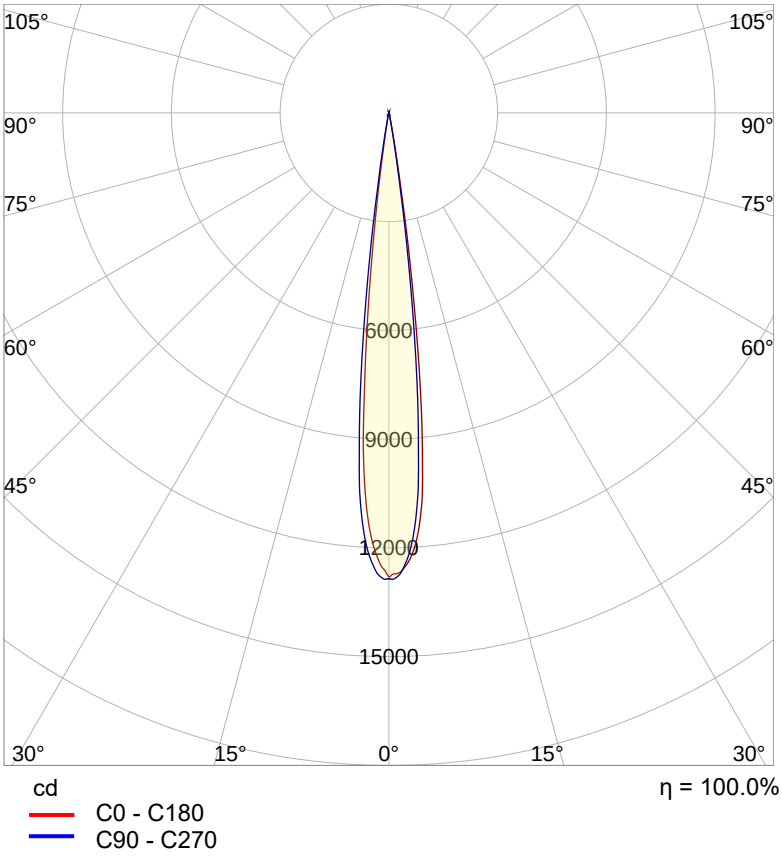

Test report

Light measurement results

Print date 10/9/2025

Beam details

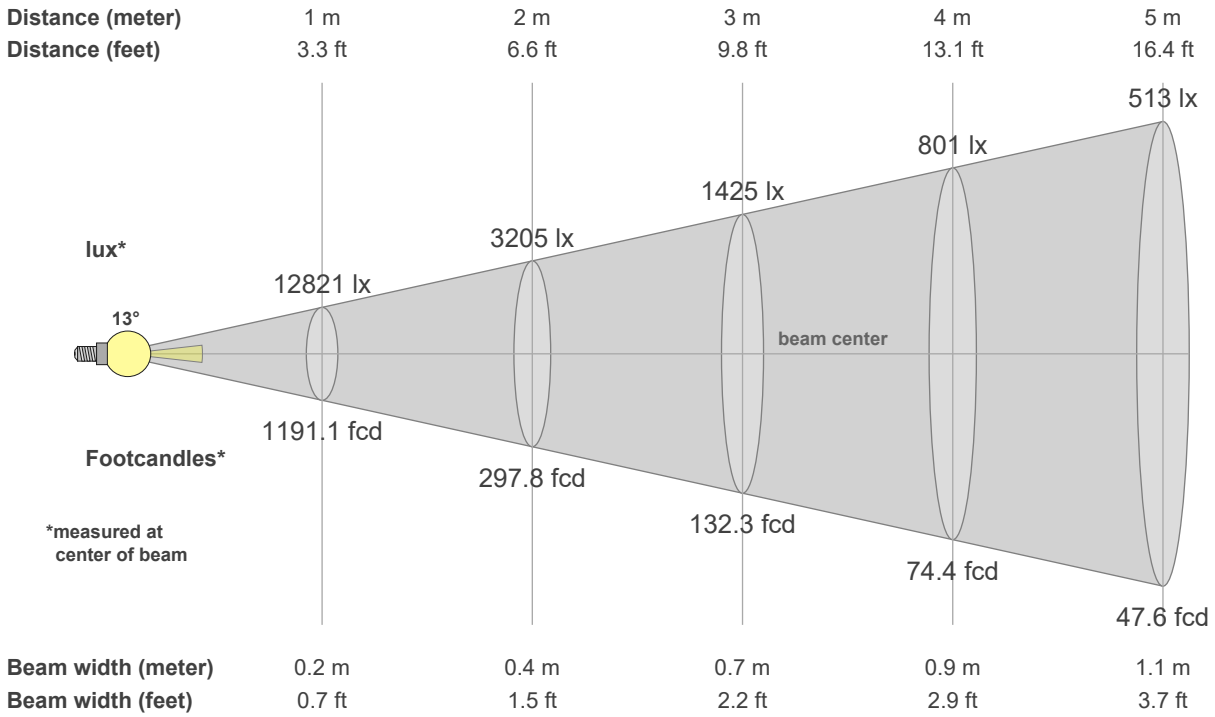

Luminaire budgetary diagram

LAMPS (number of lamps)

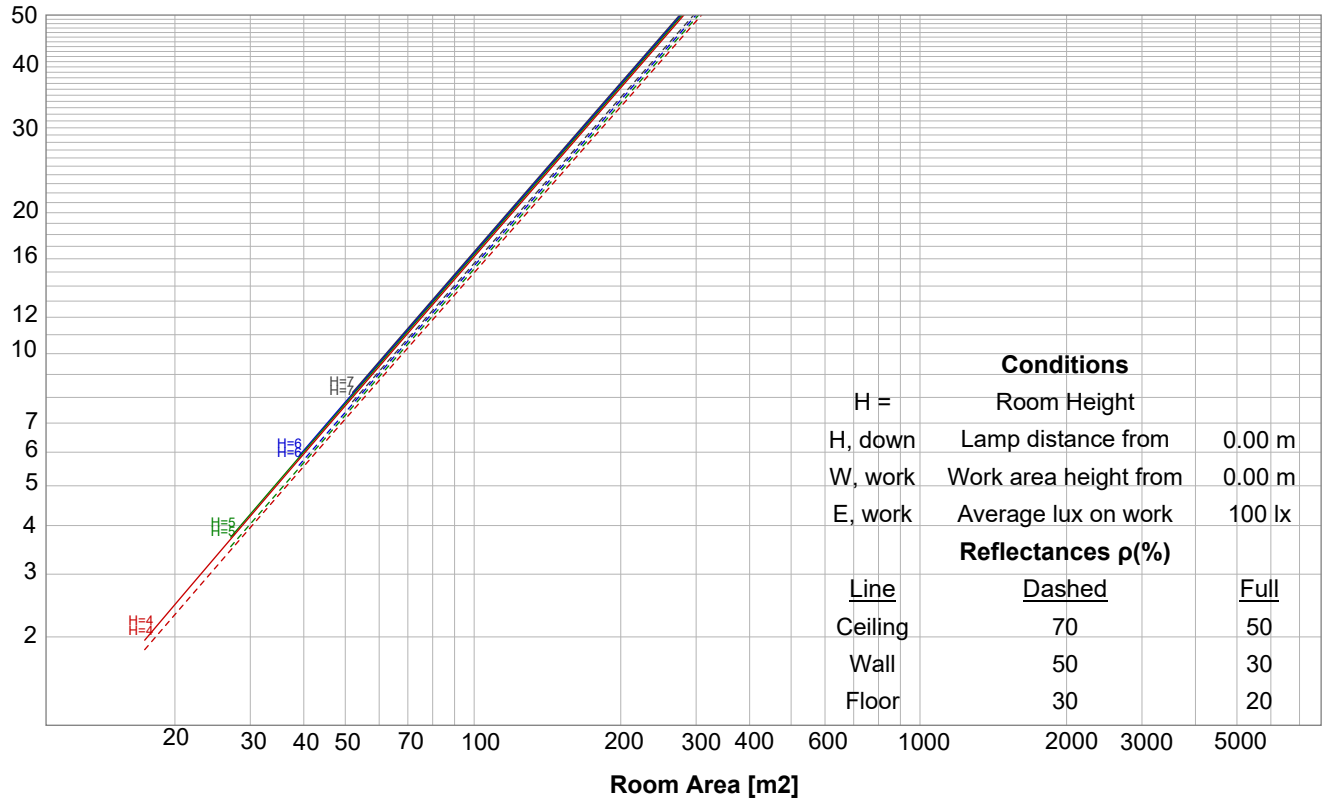

Iso-intensity Diagram (Iso-candela)

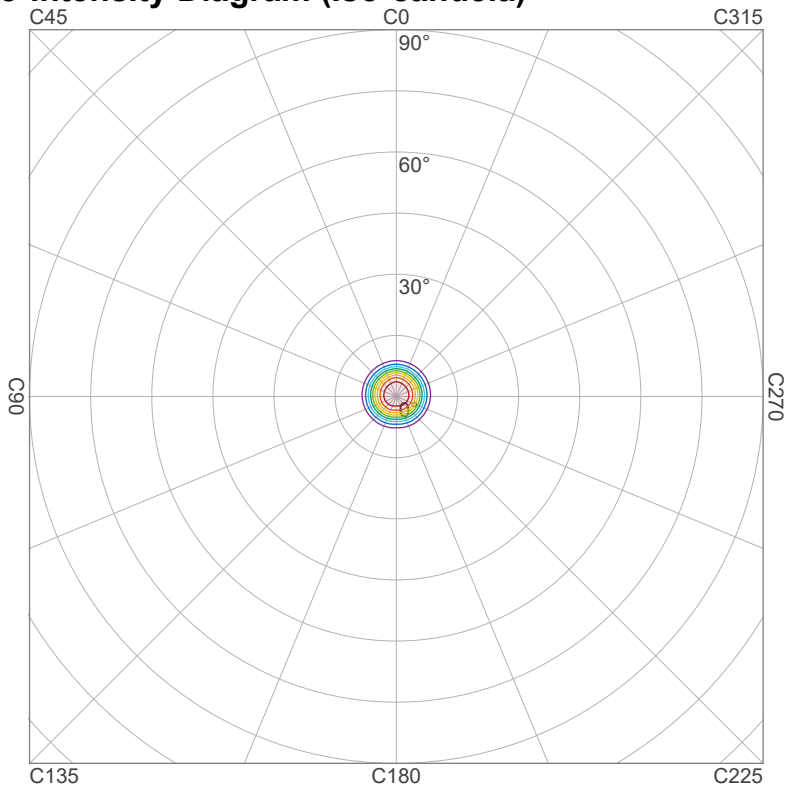

90 %	11538.9 cd
80 %	10256.8 cd
70 %	8974.7 cd
60 %	7692.6 cd
50 %	6410.5 cd
40 %	5128.4 cd
30 %	3846.3 cd
20 %	2564.2 cd
10 %	1282.1 cd

Peak intensity: 12821.0 cd
Number of c-planes: 4

Iso-illuminance Diagram (Iso-lux)

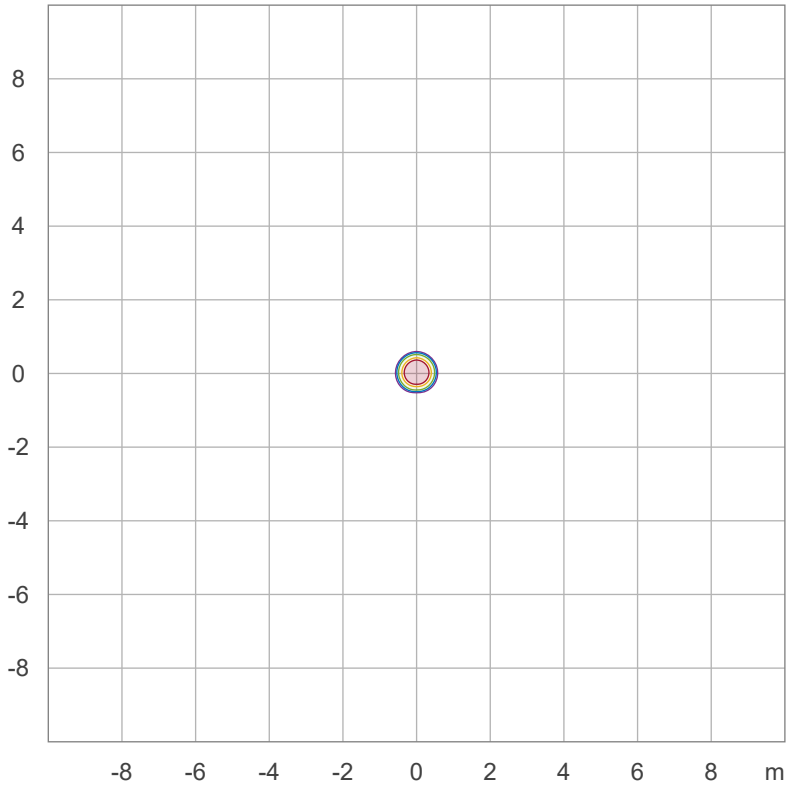

50.0 %	712.3 lx
30.0 %	427.4 lx
10.0 %	142.5 lx
5.0 %	71.2 lx
3.0 %	42.7 lx

Peak illuminance: 1424.6 lx
Mounting height: 3.0 m
Number of c-planes: 4

Linear intensity distribution

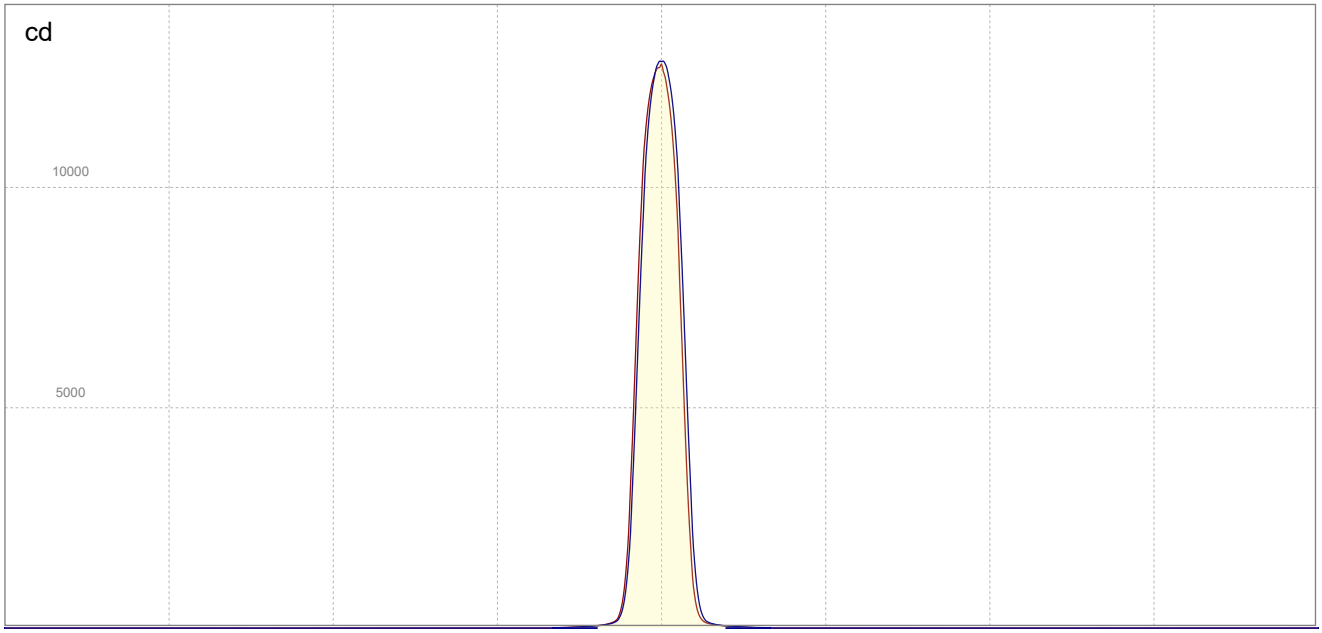

C0 - C180
C90 - C270

IESNA TM-15-07 Luminaire Classification System For Outdoor Luminaires

BUG rating B1 U0 G0

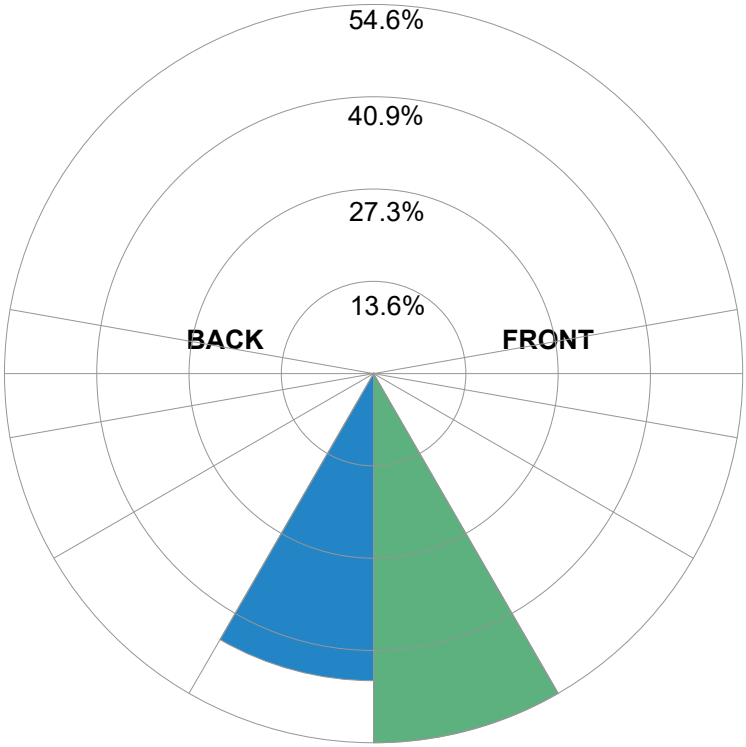

Forward Light			
Low (0-30°)	319.5	lm	54.6%
Medium (30-60°)	0.1	lm	0%
High (60-80°)	0	lm	0%
Very High	0	lm	0%
Back Light			
Low (0-30°)	265.8	lm	45.4%
Medium (30-60°)	0.1	lm	0%
High (60-80°)	0	lm	0%
Very High	0	lm	0%
Uplight			
Low (90-100°)	0	lm	0%
High (100-180°)	0	lm	0%
Total			
Sum	586	lm	100%

Test report

Light measurement results

Print date 10/9/2025

Laboratory and Equipment

Test lab	n/a - serial: n/a sensor serial: n/a
Spectrometer Manufacturer and Model	n/a, n/a – n/a
Measurement date	9/10/2025

Measurement Conditions

Tested c-planes	5 – distance {C_PLANES_DIST}°
Tested gamma angles	361 – {H_PLANES_DIST}°
Input Power	- W

Tested Light Source

Luminaire	QuikBeam
Basic Luminous Shape	SPOT
Item No.	
Manufacturer	Astera

Main Light Measurement Results

Output – Total Lumen (Up% / Down%)	670 lm – 0% / 100%
Efficiency	n/a lm/W
Peak Intensity	14695 cd
Correlated Color Temperature, CCT	4000 K
Color Rendering Index	CRI 0.0

Polar light distribution diagram

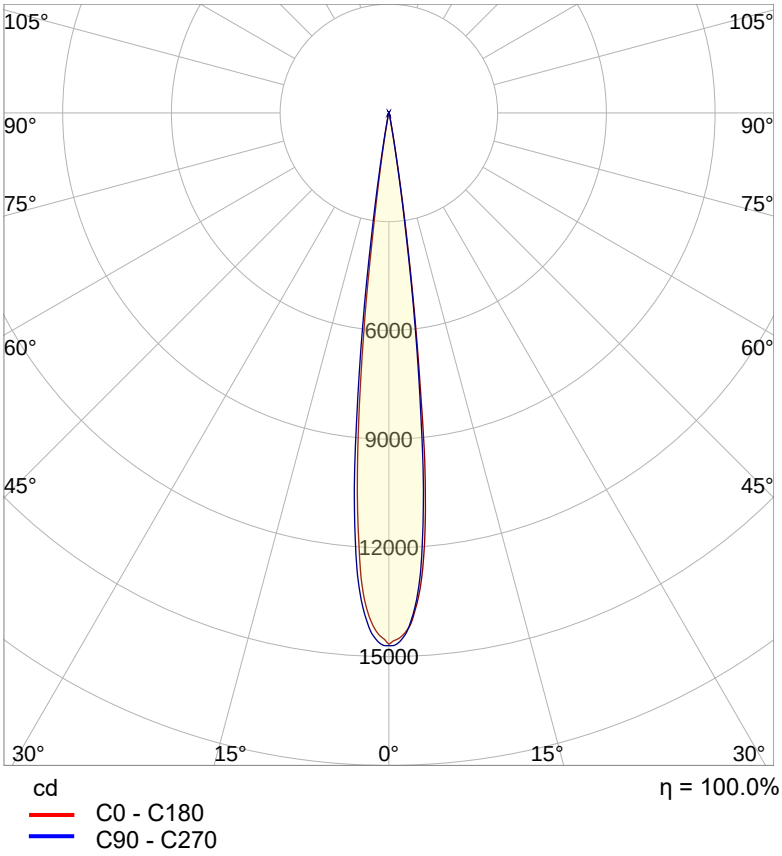

Test report

Light measurement results

Print date 10/9/2025

Beam details

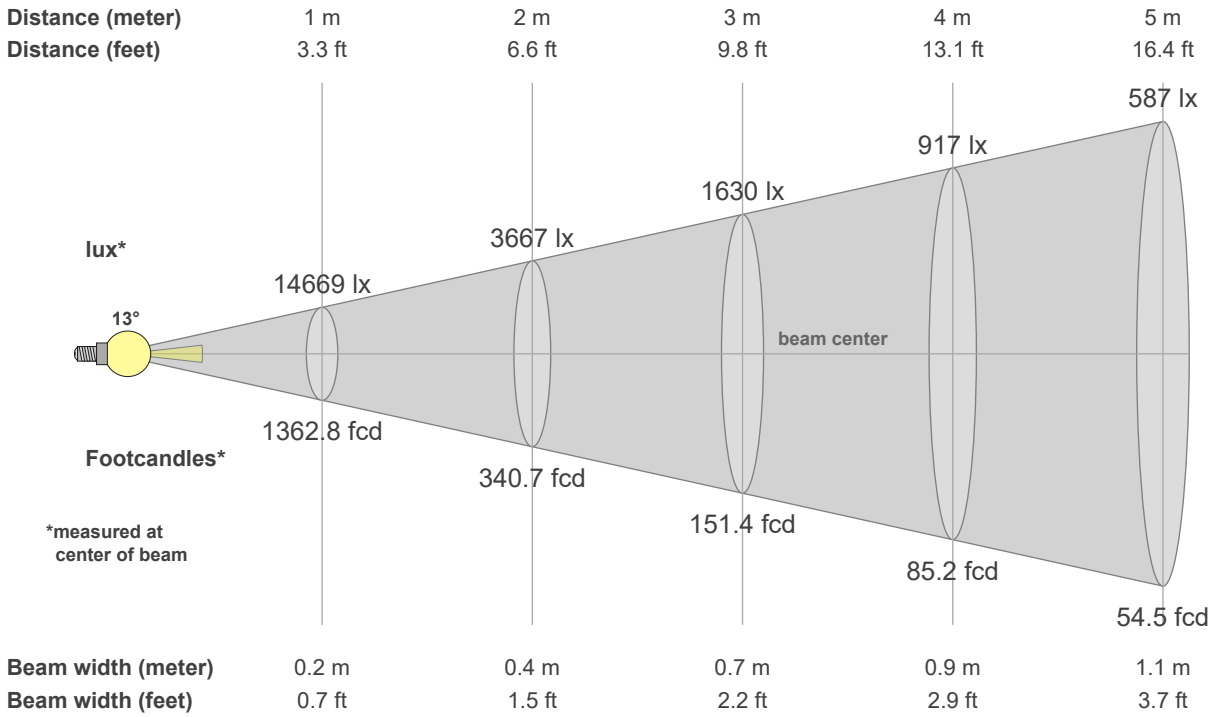

Luminaire budgetary diagram

LAMPS (number of lamps)

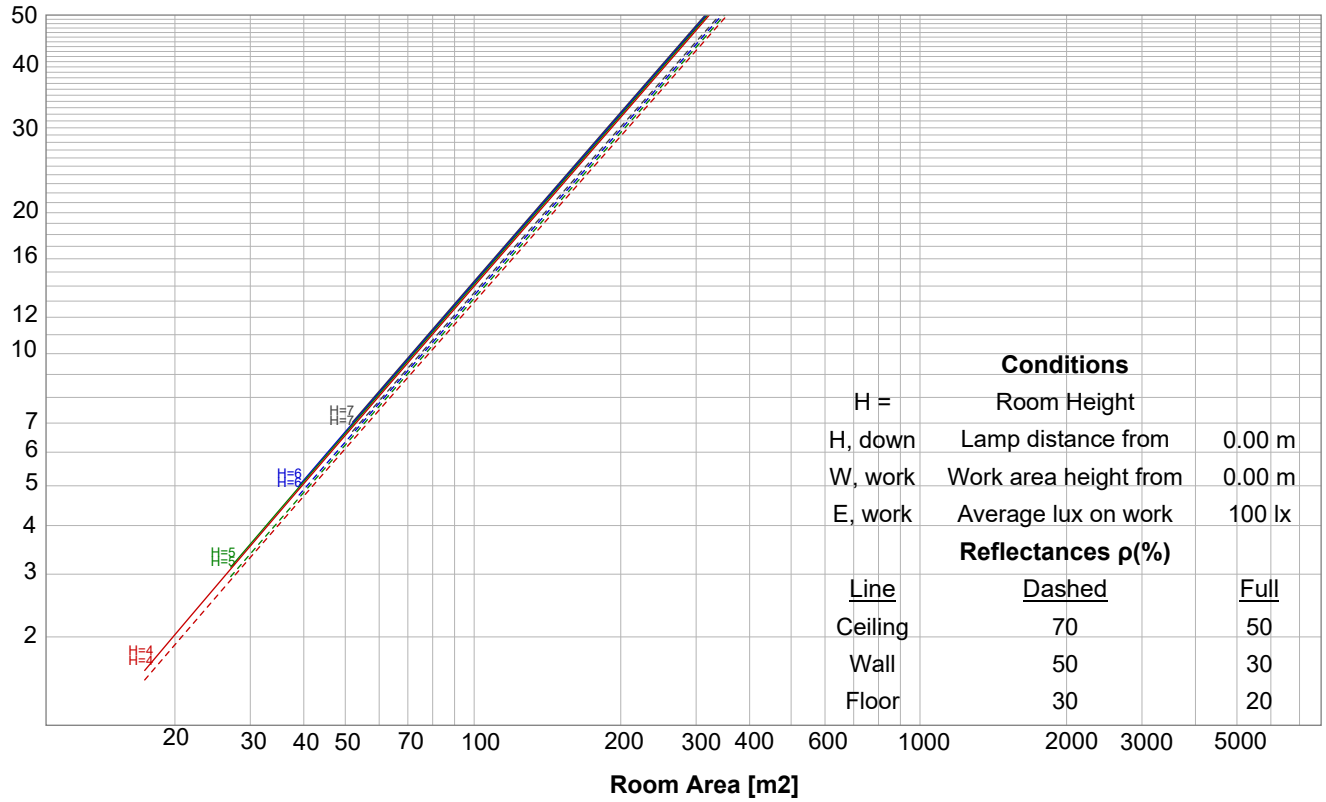

Iso-intensity Diagram (Iso-candela)

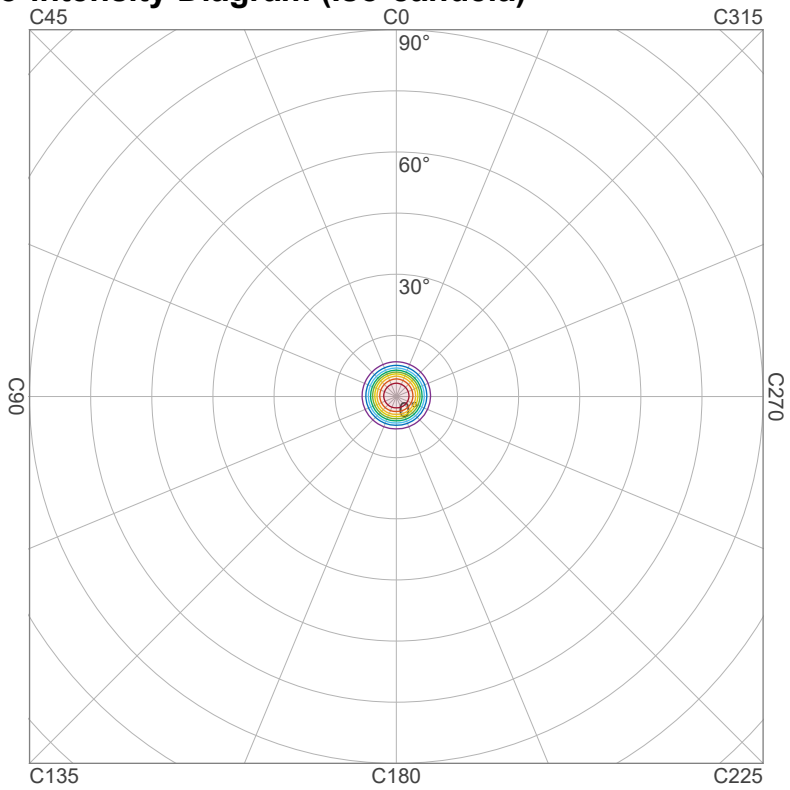

90 %	13202.4 cd
80 %	11735.5 cd
70 %	10268.5 cd
60 %	8801.6 cd
50 %	7334.7 cd
40 %	5867.7 cd
30 %	4400.8 cd
20 %	2933.9 cd
10 %	1466.9 cd

Peak intensity: 14669.3 cd
Number of c-planes: 4

Iso-illuminance Diagram (Iso-lux)

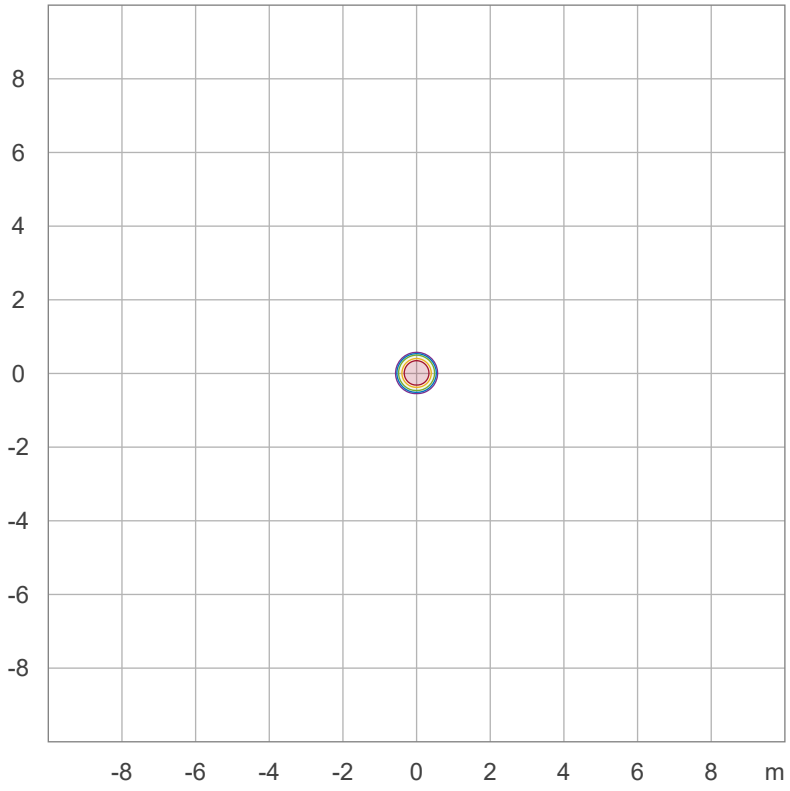

50.0 %	815.0 lx
30.0 %	489.0 lx
10.0 %	163.0 lx
5.0 %	81.5 lx
3.0 %	48.9 lx

Peak illuminance: 1629.9 lx
Mounting height: 3.0 m
Number of c-planes: 4

Linear intensity distribution

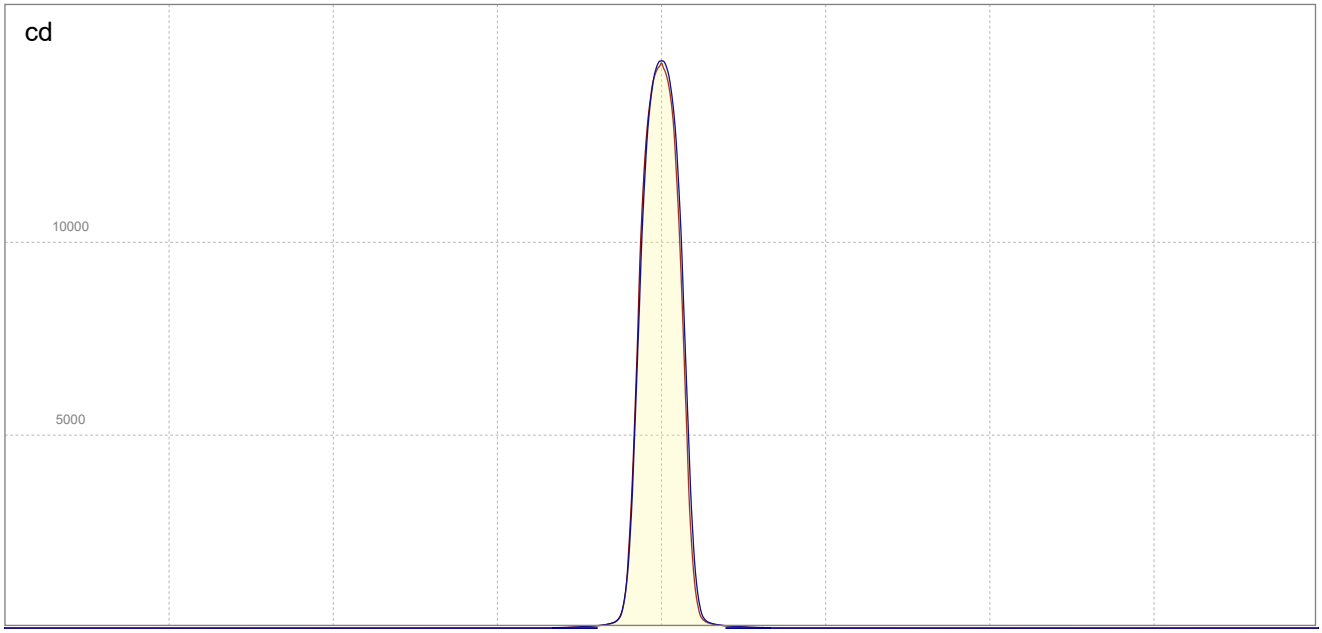

C0 - C180
C90 - C270

IESNA TM-15-07 Luminaire Classification System For Outdoor Luminaires

BUG rating B1 U0 G0

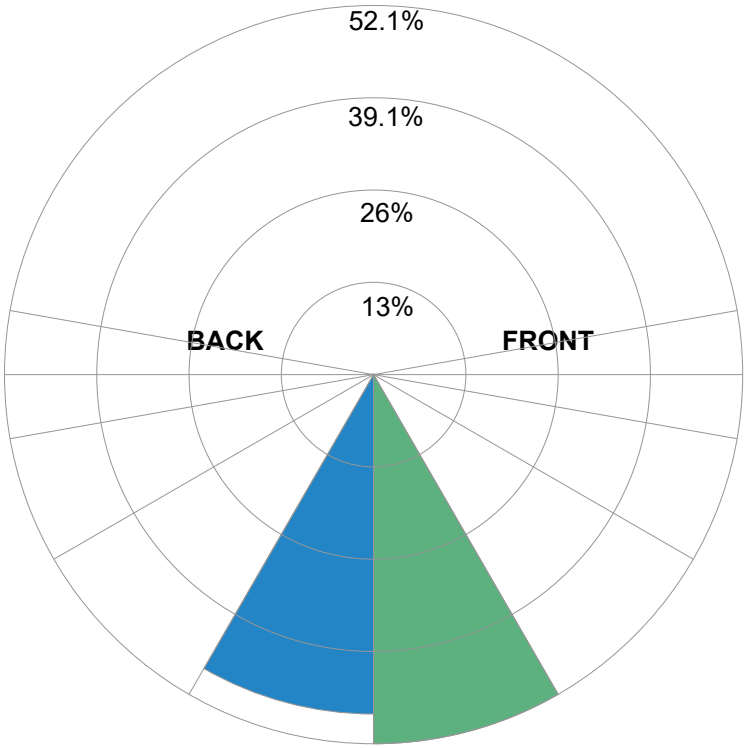

Forward Light			
Low (0-30°)	348.9	lm	52.1%
Medium (30-60°)	0.1	lm	0%
High (60-80°)	0	lm	0%
Very High	0	lm	0%
Back Light			
Low (0-30°)	320.8	lm	47.9%
Medium (30-60°)	0.1	lm	0%
High (60-80°)	0	lm	0%
Very High	0	lm	0%
Uplight			
Low (90-100°)	0	lm	0%
High (100-180°)	0	lm	0%
Total			
Sum	670	lm	100%

Test report

Light measurement results

Print date 10/9/2025

Laboratory and Equipment

Test lab	n/a - serial: n/a sensor serial: n/a
Spectrometer Manufacturer and Model	n/a, n/a – n/a
Measurement date	9/10/2025

Measurement Conditions

Tested c-planes	5 – distance {C_PLANES_DIST}°
Tested gamma angles	361 – {H_PLANES_DIST}°
Input Power	- W

Tested Light Source

Luminaire	QuikBeam
Basic Luminous Shape	SPOT
Item No.	
Manufacturer	Astera

Main Light Measurement Results

Output – Total Lumen (Up% / Down%)	721 lm – 0% / 100%
Efficiency	n/a lm/W
Peak Intensity	15675 cd
Correlated Color Temperature, CCT	5500 K
Color Rendering Index	CRI 0.0

Polar light distribution diagram

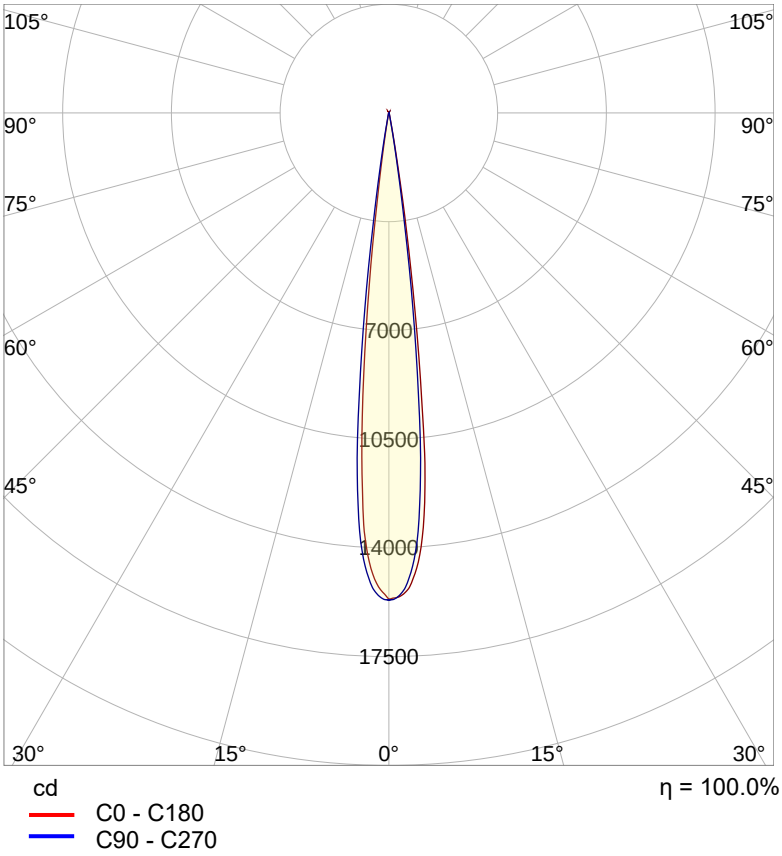

Test report

Light measurement results

Print date 10/9/2025

Beam details

Distance (meter)	1 m	2 m	3 m	4 m	5 m
Distance (feet)	3.3 ft	6.6 ft	9.8 ft	13.1 ft	16.4 ft

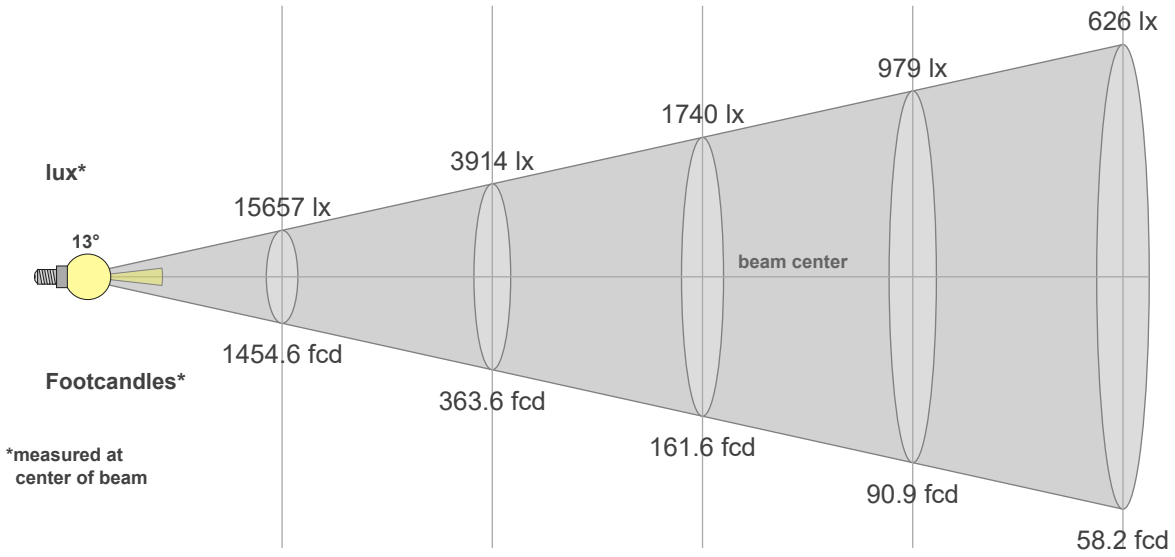

Beam width (meter)	0.2 m	0.4 m	0.7 m	0.9 m	1.1 m
Beam width (feet)	0.7 ft	1.5 ft	2.2 ft	3 ft	3.7 ft

Luminaire budgetary diagram

LAMPS (number of lamps)

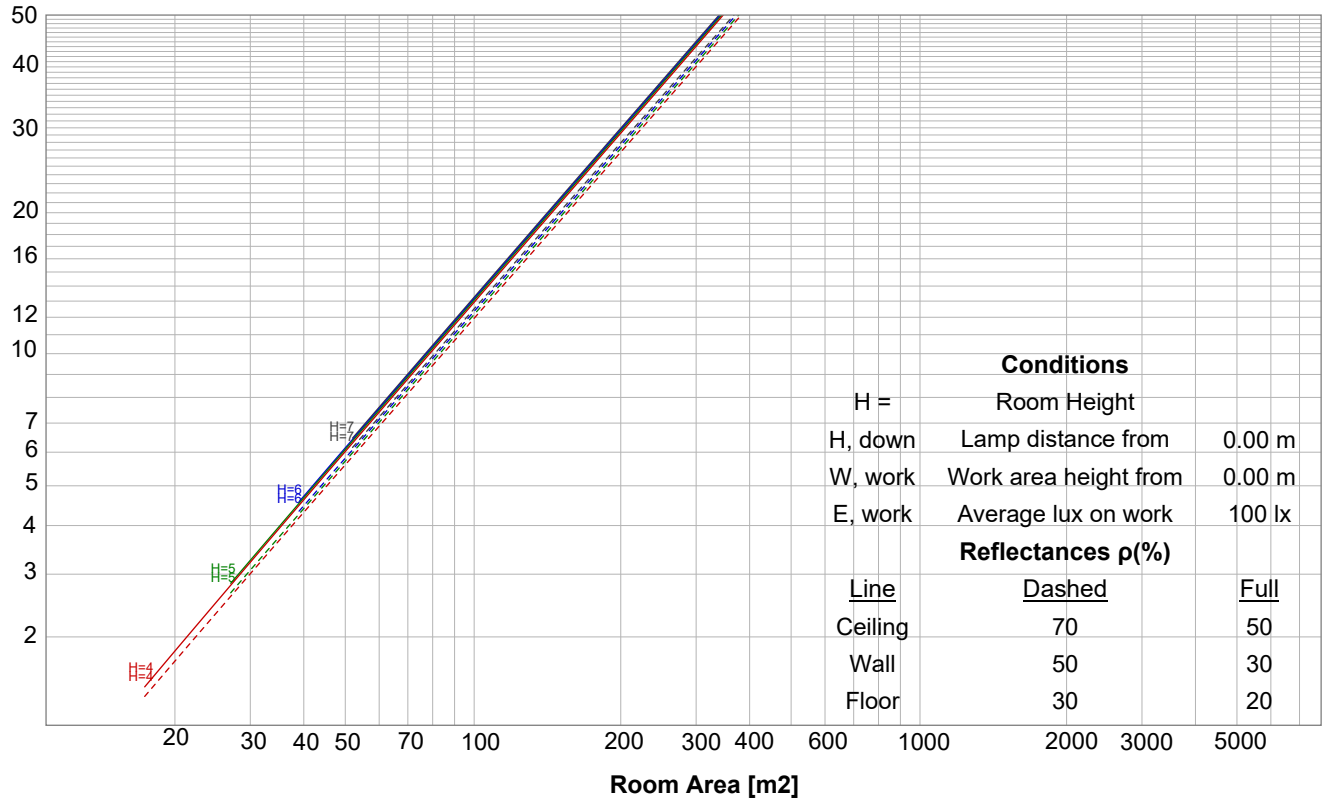

Test report

Light measurement results

Print date 10/9/2025

Iso-intensity Diagram (Iso-candela)

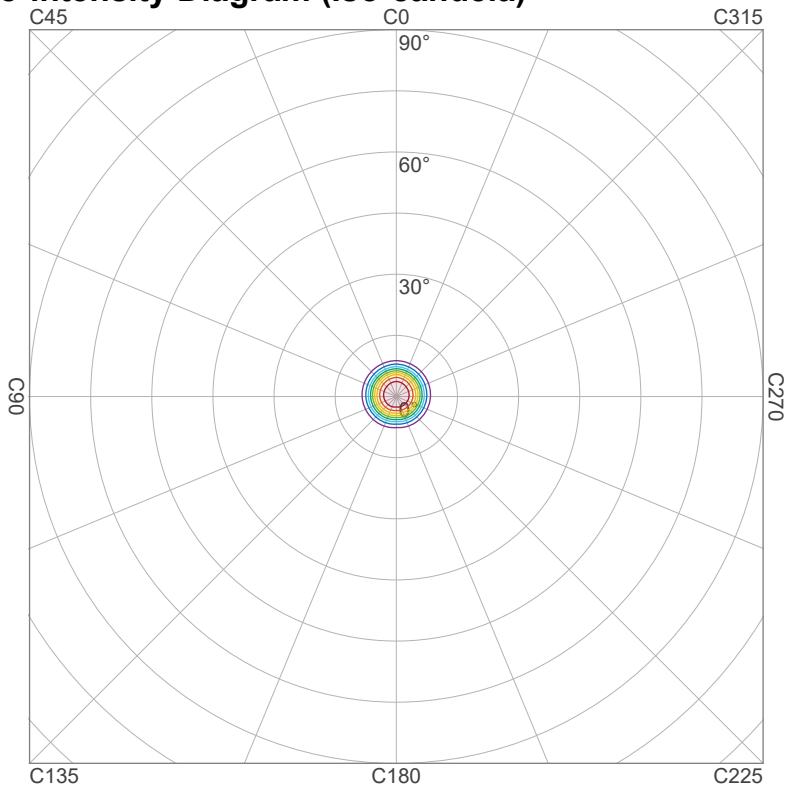

90 %	14091.2 cd
80 %	12525.5 cd
70 %	10959.9 cd
60 %	9394.2 cd
50 %	7828.5 cd
40 %	6262.8 cd
30 %	4697.1 cd
20 %	3131.4 cd
10 %	1565.7 cd

Peak intensity: 15656.9 cd
Number of c-planes: 4

Iso-illuminance Diagram (Iso-lux)

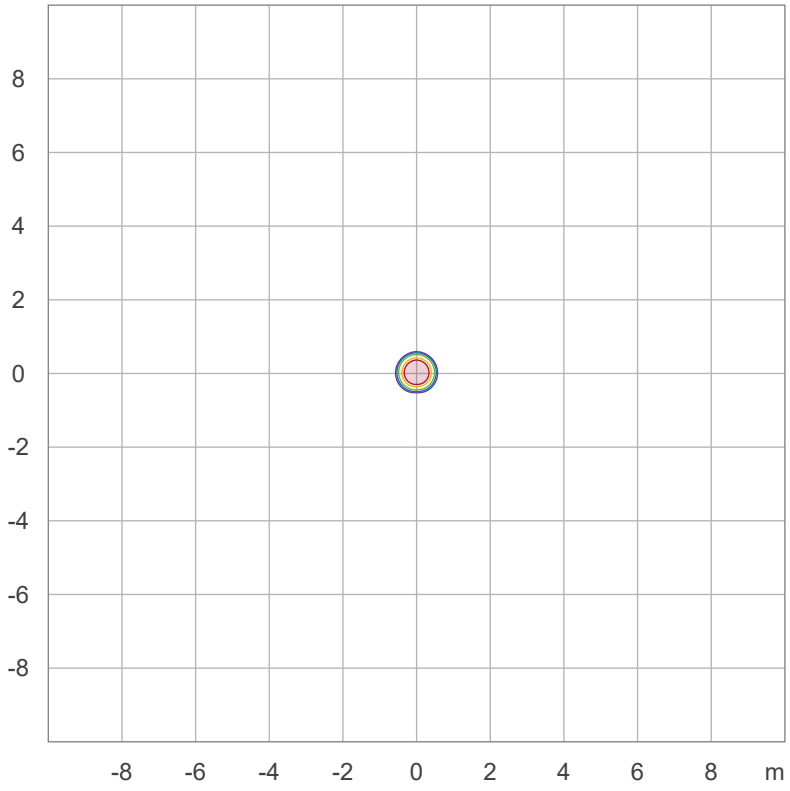

50.0 %	869.8 lx
30.0 %	521.9 lx
10.0 %	174.0 lx
5.0 %	87.0 lx
3.0 %	52.2 lx

Peak illuminance: 1739.7 lx
Mounting height: 3.0 m
Number of c-planes: 4

Linear intensity distribution

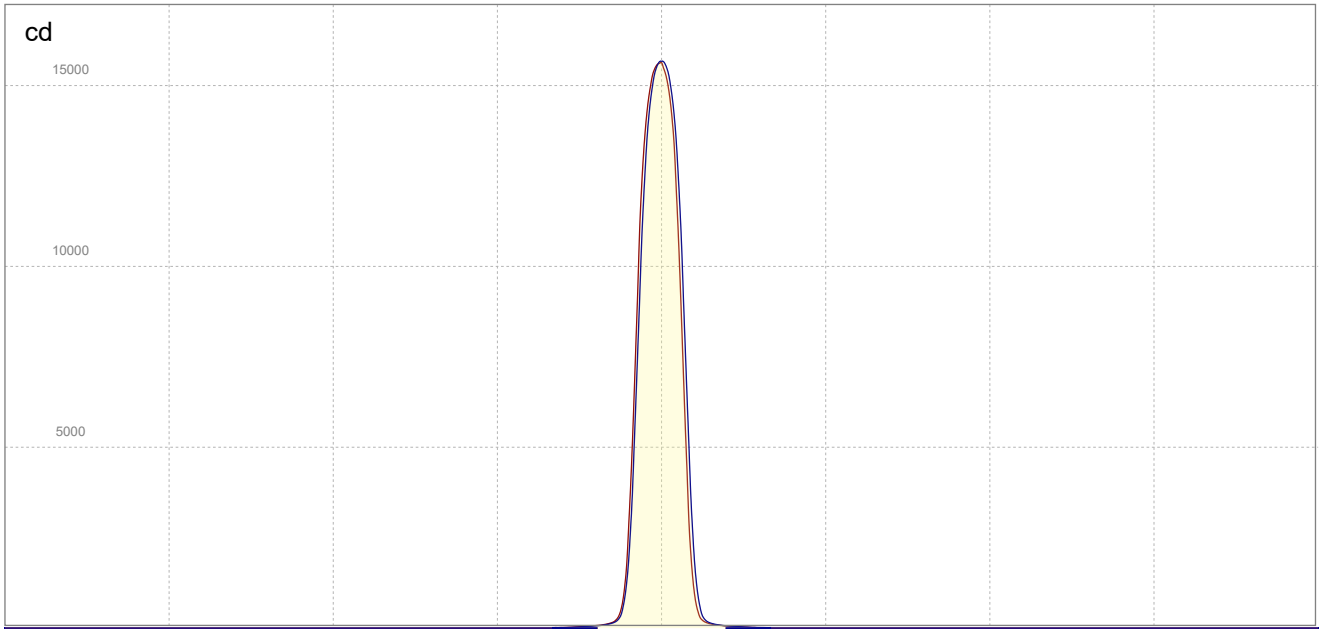

C0 - C180
C90 - C270

IESNA TM-15-07 Luminaire Classification System For Outdoor Luminaires

BUG rating B1 U0 G0

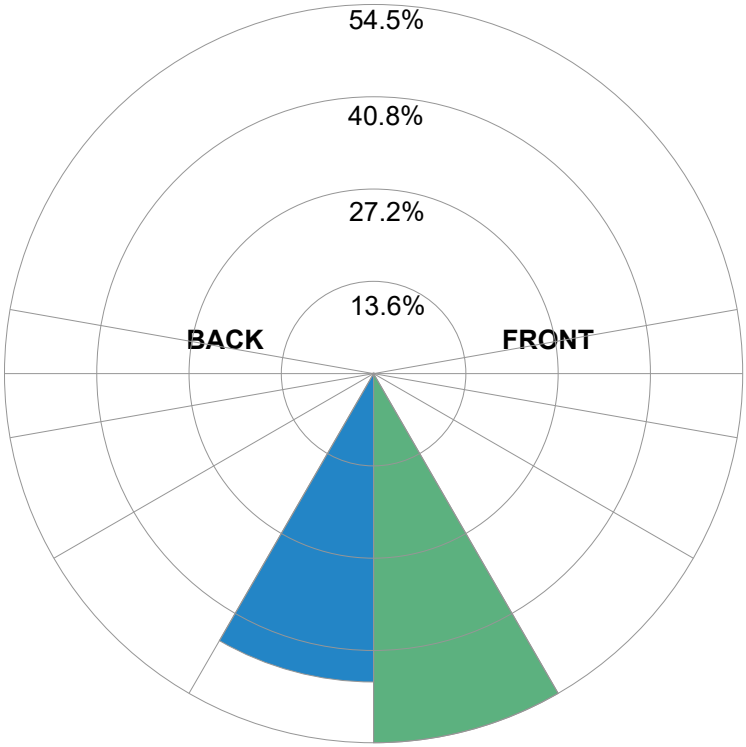

Forward Light			
Low (0-30°)	392.6	lm	54.5%
Medium (30-60°)	0.1	lm	0%
High (60-80°)	0	lm	0%
Very High	0	lm	0%
Back Light			
Low (0-30°)	328	lm	45.5%
Medium (30-60°)	0.1	lm	0%
High (60-80°)	0	lm	0%
Very High	0	lm	0%
Uplight			
Low (90-100°)	0	lm	0%
High (100-180°)	0	lm	0%
Total			
Sum	721	lm	100%

Test report

Light measurement results

Print date 10/9/2025

Laboratory and Equipment

Test lab	n/a - serial: n/a sensor serial: n/a
Spectrometer Manufacturer and Model	n/a, n/a – n/a
Measurement date	9/10/2025

Measurement Conditions

Tested c-planes	5 – distance {C_PLANES_DIST}°
Tested gamma angles	361 – {H_PLANES_DIST}°
Input Power	- W

Tested Light Source

Luminaire	QuikBeam
Basic Luminous Shape	SPOT
Item No.	
Manufacturer	Astera

Main Light Measurement Results

Output – Total Lumen (Up% / Down%)	727 lm – 0% / 100%
Efficiency	n/a lm/W
Peak Intensity	15767 cd
Correlated Color Temperature, CCT	6500 K
Color Rendering Index	CRI 0.0

Polar light distribution diagram

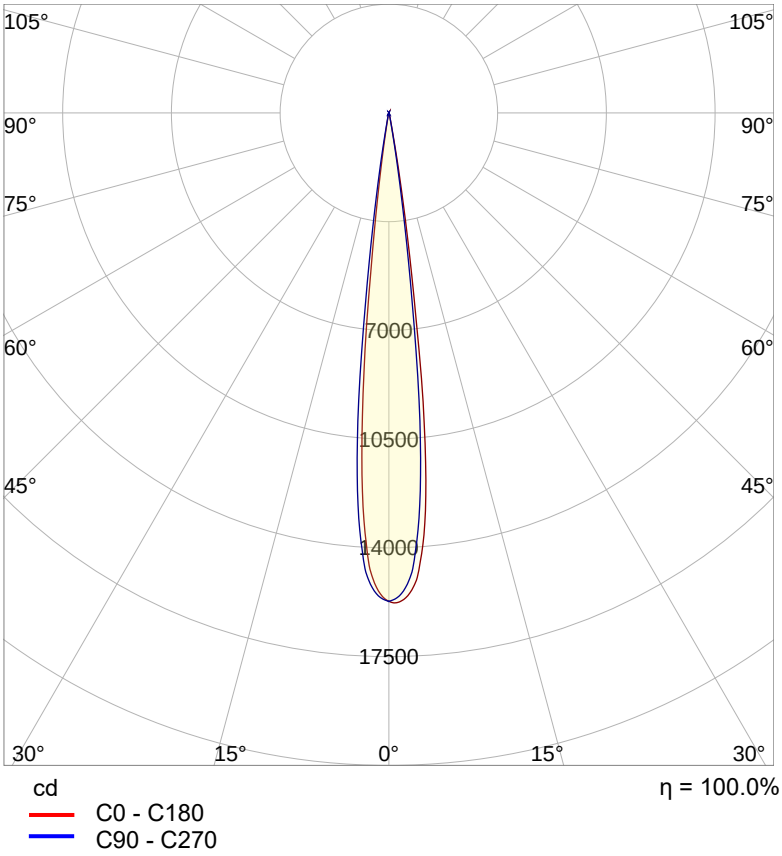

Test report

Light measurement results

Print date 10/9/2025

Beam details

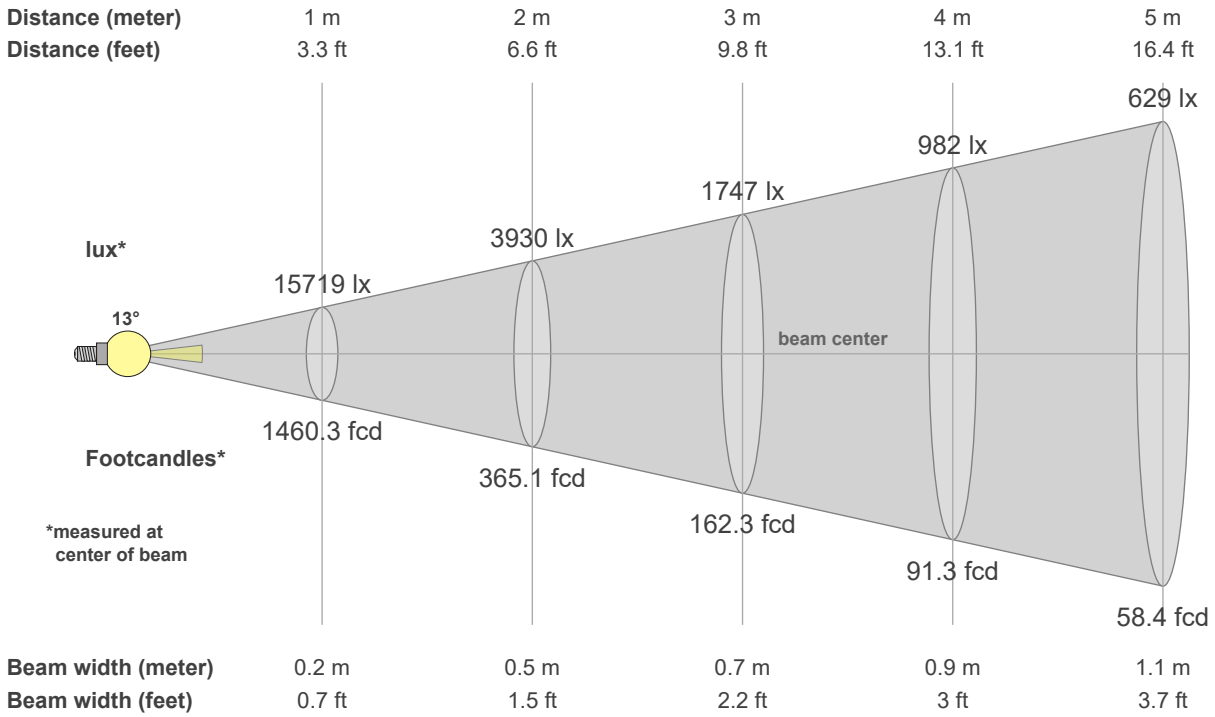

Luminaire budgetary diagram

LAMPS (number of lamps)

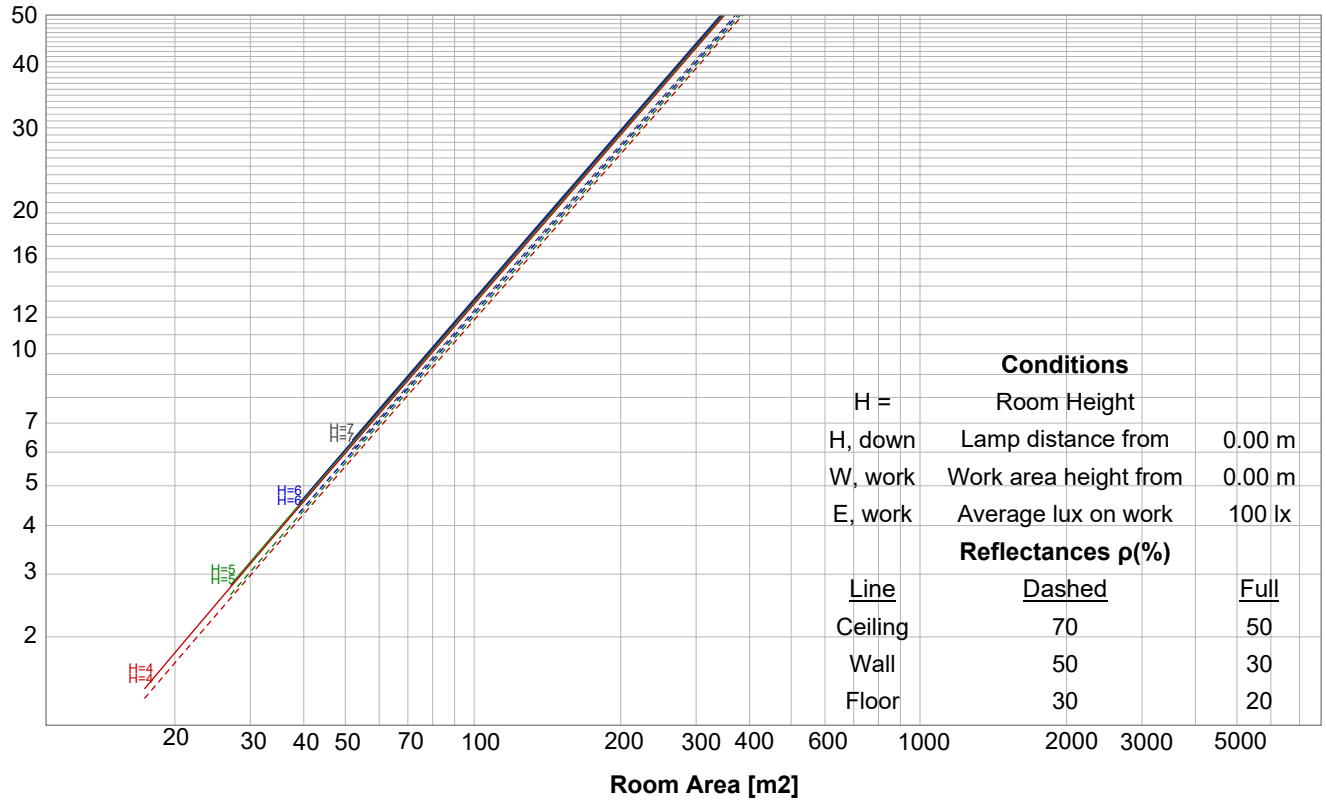

Iso-intensity Diagram (Iso-candela)

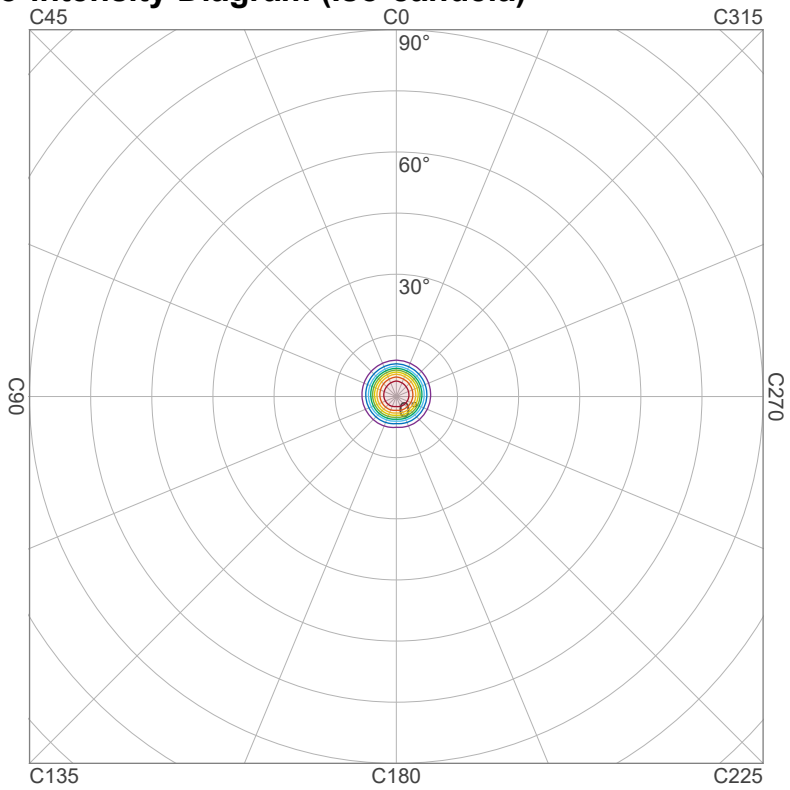

90 %	14185.3 cd
80 %	12609.2 cd
70 %	11033.0 cd
60 %	9456.9 cd
50 %	7880.7 cd
40 %	6304.6 cd
30 %	4728.4 cd
20 %	3152.3 cd
10 %	1576.1 cd

Peak intensity: 15761.5 cd
Number of c-planes: 4

Iso-illuminance Diagram (Iso-lux)

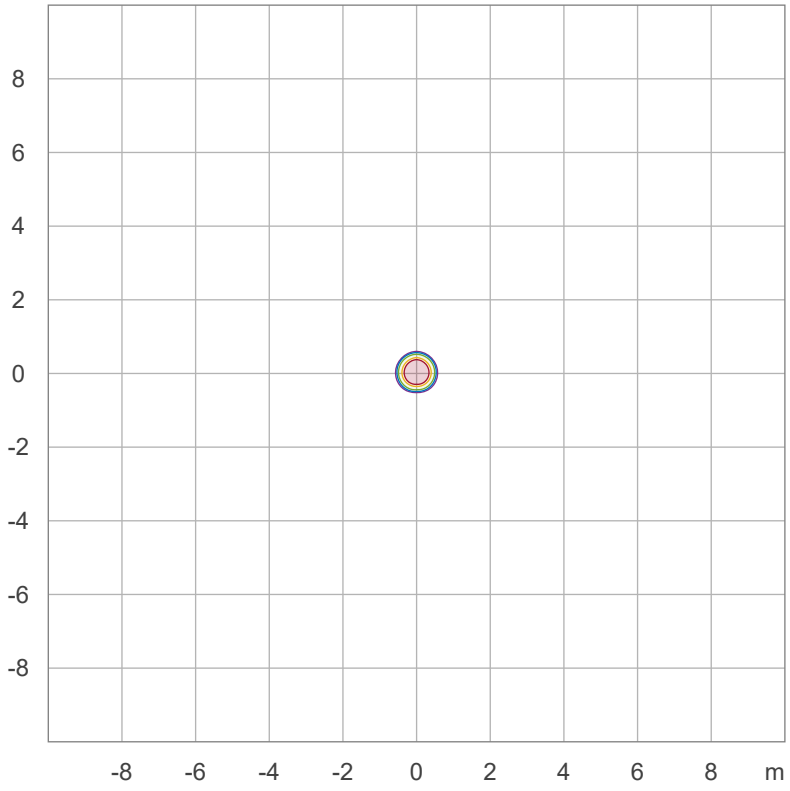

50.0 %	875.2 lx
30.0 %	525.1 lx
10.0 %	175.0 lx
5.0 %	87.5 lx
3.0 %	52.5 lx

Peak illuminance: 1750.5 lx
Mounting height: 3.0 m
Number of c-planes: 4

Linear intensity distribution

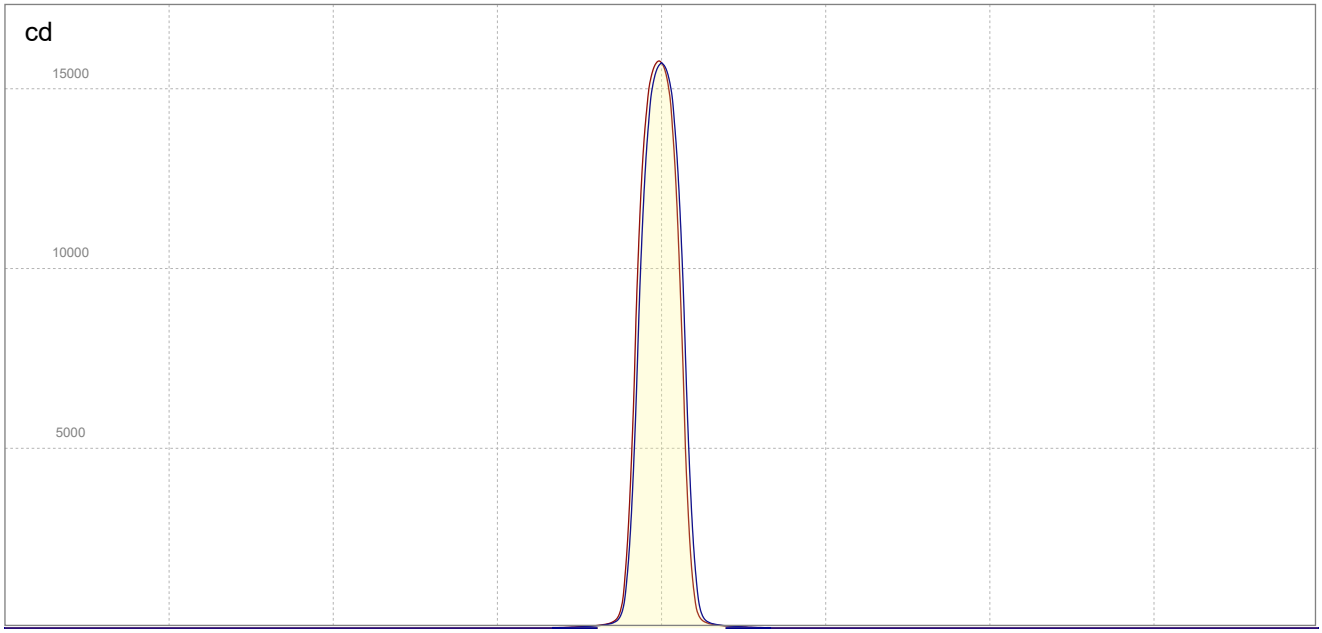

C0 - C180
C90 - C270

IESNA TM-15-07 Luminaire Classification System For Outdoor Luminaires

BUG rating B1 U0 G0

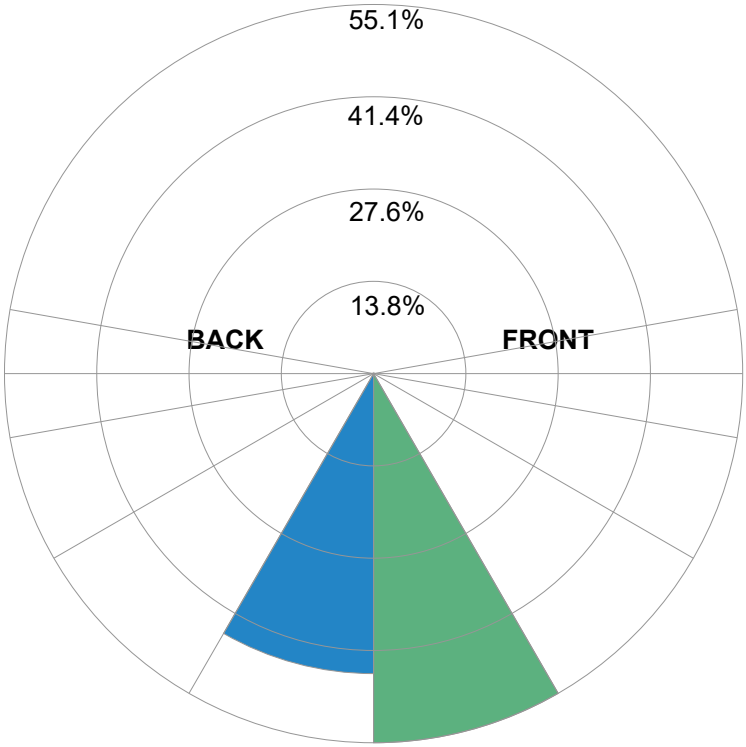

Forward Light			
Low (0-30°)	400.6	lm	55.1%
Medium (30-60°)	0.2	lm	0%
High (60-80°)	0	lm	0%
Very High	0	lm	0%
Back Light			
Low (0-30°)	325.6	lm	44.8%
Medium (30-60°)	0.1	lm	0%
High (60-80°)	0	lm	0%
Very High	0	lm	0%
Uplight			
Low (90-100°)	0	lm	0%
High (100-180°)	0	lm	0%
Total			
Sum	727	lm	100%

Test report

Light measurement results

Print date 10/9/2025

Laboratory and Equipment

Test lab	n/a - serial: n/a sensor serial: n/a
Spectrometer Manufacturer and Model	n/a, n/a – n/a
Measurement date	9/10/2025

Measurement Conditions

Tested c-planes	5 – distance {C_PLANES_DIST}°
Tested gamma angles	361 – {H_PLANES_DIST}°
Input Power	- W

Tested Light Source

Luminaire	QuikBeam
Basic Luminous Shape	SPOT
Item No.	
Manufacturer	Astera

Main Light Measurement Results

Output – Total Lumen (Up% / Down%)	676 lm – 0% / 100%
Efficiency	n/a lm/W
Peak Intensity	2359 cd
Correlated Color Temperature, CCT	2700 K
Color Rendering Index	CRI 0.0

Polar light distribution diagram

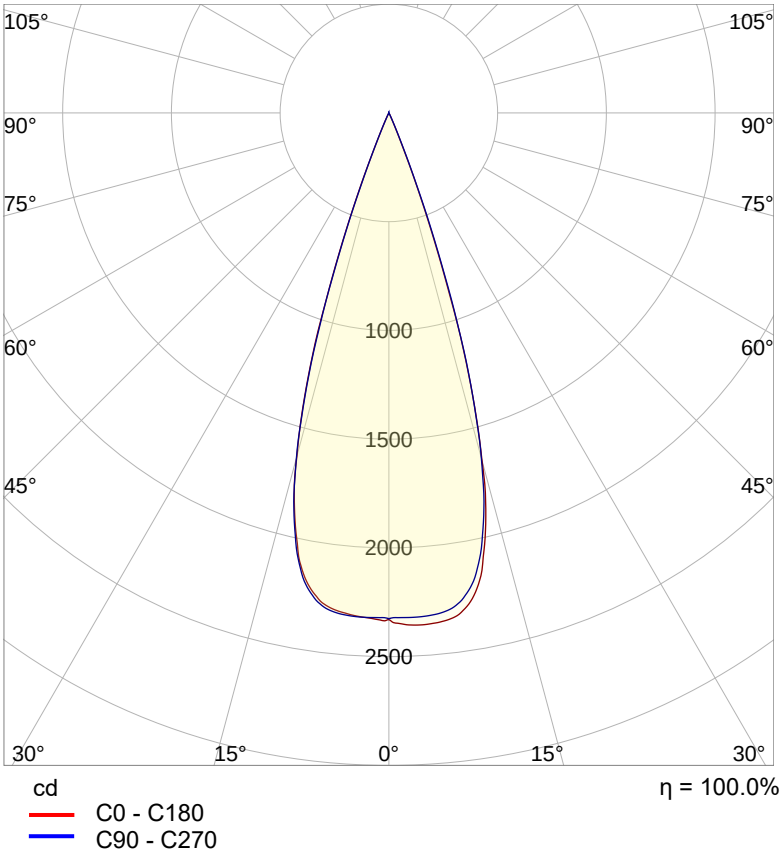

Test report

Light measurement results

Print date 10/9/2025

Beam details

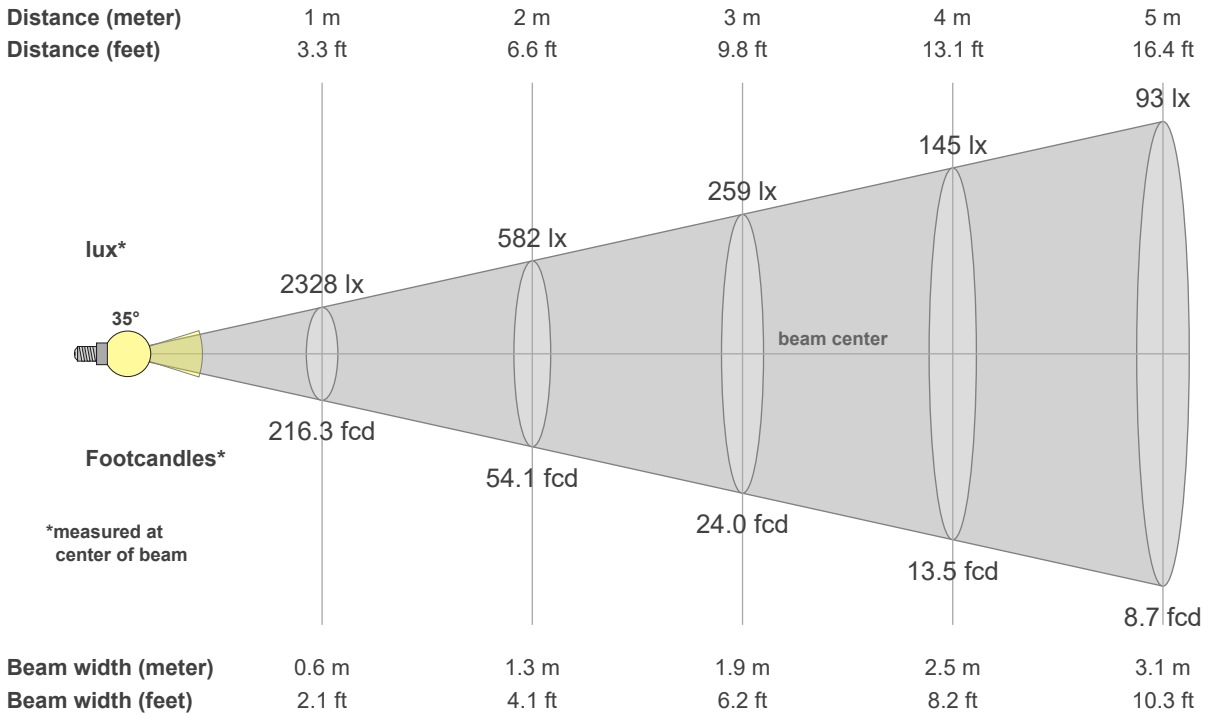

Luminaire budgetary diagram

LAMPS (number of lamps)

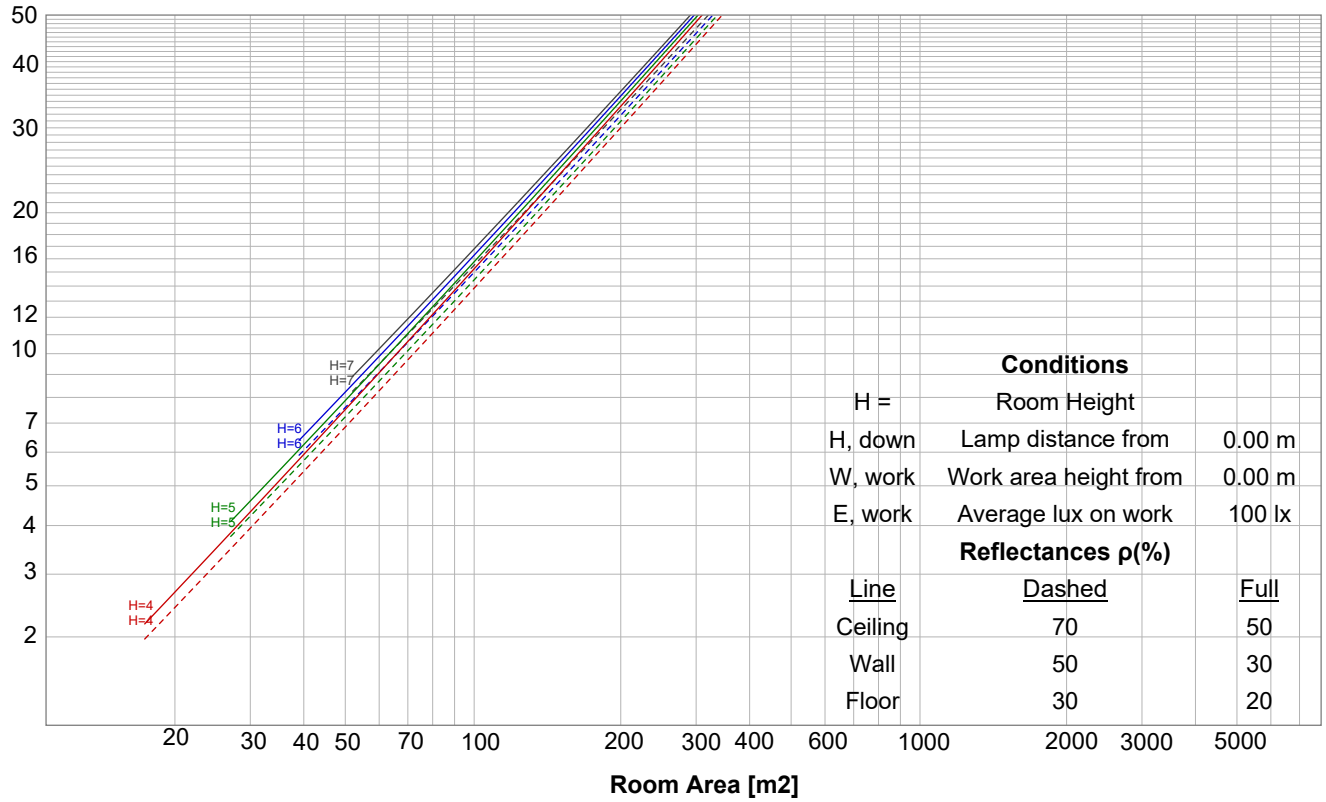

Iso-intensity Diagram (Iso-candela)

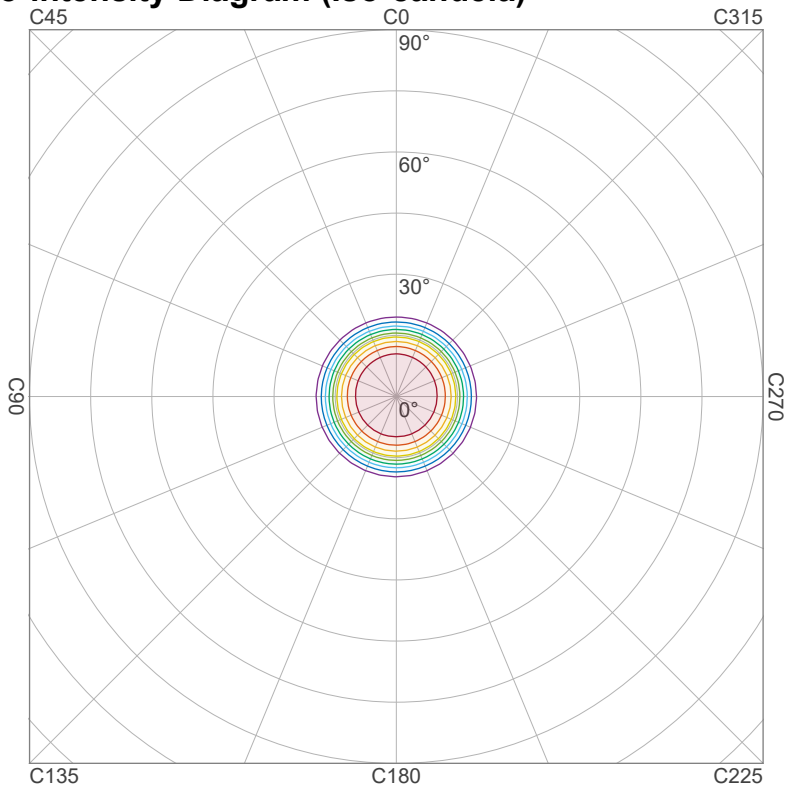

90 %	2122.7 cd
80 %	1886.9 cd
70 %	1651.0 cd
60 %	1415.2 cd
50 %	1179.3 cd
40 %	943.4 cd
30 %	707.6 cd
20 %	471.7 cd
10 %	235.9 cd

Peak intensity: 2358.6 cd
Number of c-planes: 4

Iso-illuminance Diagram (Iso-lux)

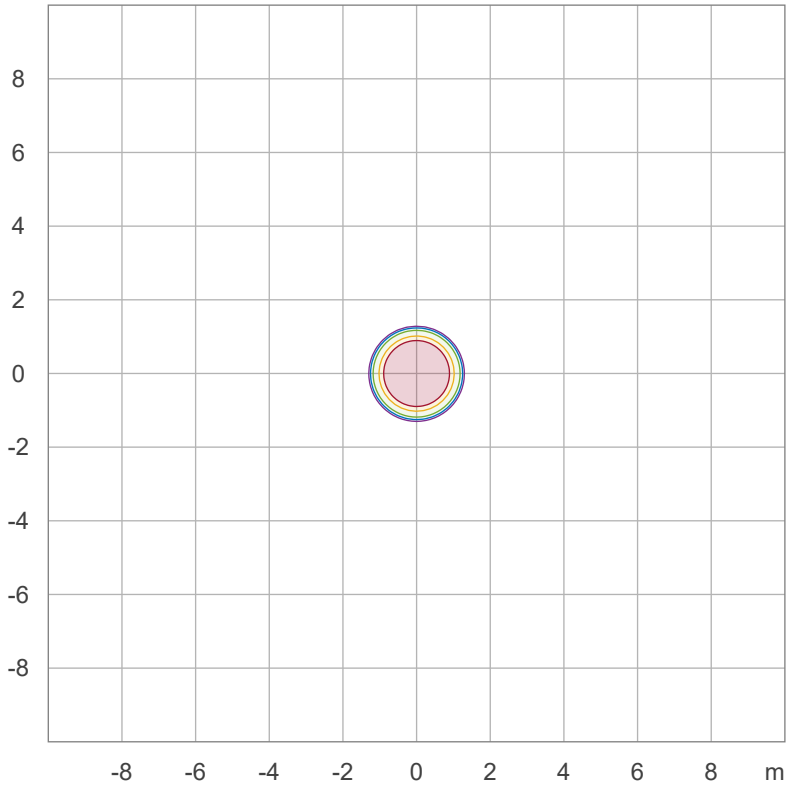

50.0 %	130.6 lx
30.0 %	78.4 lx
10.0 %	26.1 lx
5.0 %	13.1 lx
3.0 %	7.8 lx

Peak illuminance: 261.2 lx
Mounting height: 3.0 m
Number of c-planes: 4

Linear intensity distribution

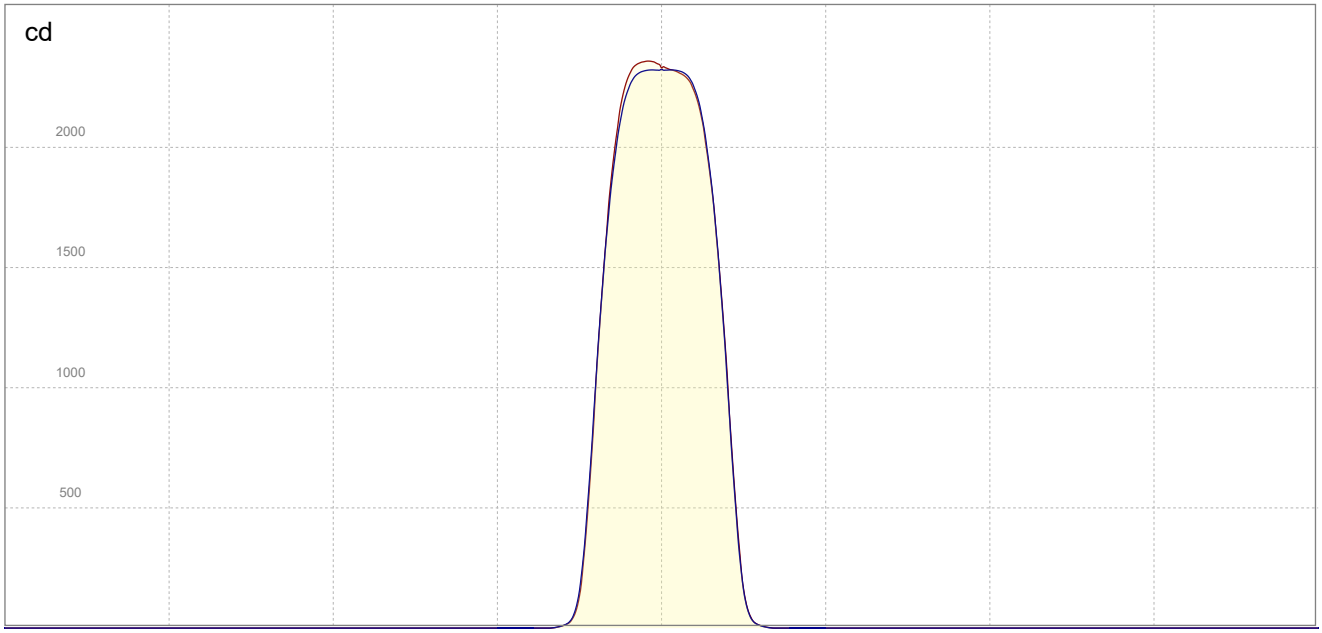

C0 - C180
C90 - C270

IESNA TM-15-07 Luminaire Classification System For Outdoor Luminaires

BUG rating B1 U0 G0

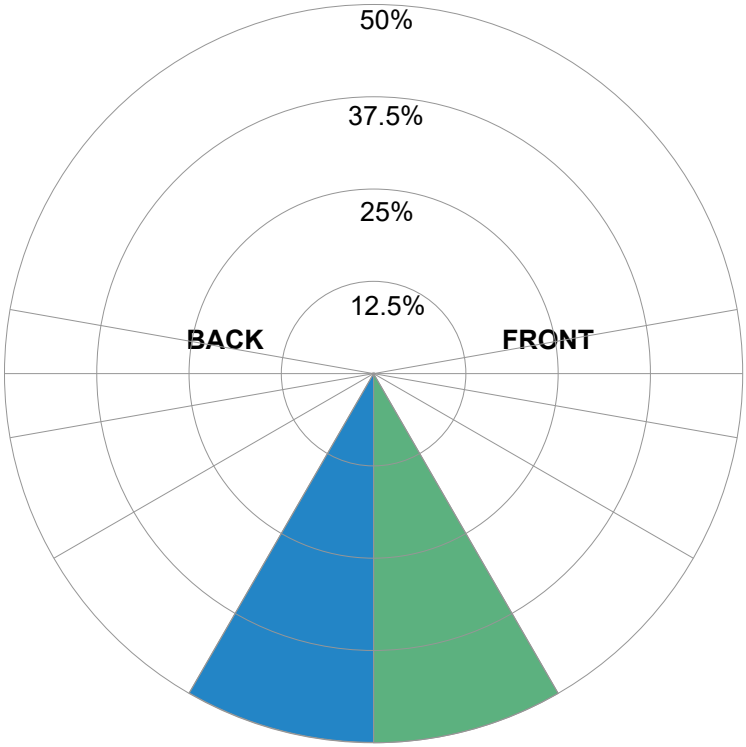

Forward Light			
Low (0-30°)	338.3	lm	50%
Medium (30-60°)	0	lm	0%
High (60-80°)	0	lm	0%
Very High	0	lm	0%
Back Light			
Low (0-30°)	337.9	lm	50%
Medium (30-60°)	0	lm	0%
High (60-80°)	0	lm	0%
Very High	0	lm	0%
Uplight			
Low (90-100°)	0	lm	0%
High (100-180°)	0	lm	0%
Total			
Sum	676	lm	100%

Test report

Light measurement results

Print date 10/9/2025

Laboratory and Equipment

Test lab	n/a - serial: n/a sensor serial: n/a
Spectrometer Manufacturer and Model	n/a, n/a – n/a
Measurement date	9/10/2025

Measurement Conditions

Tested c-planes	5 – distance {C_PLANES_DIST}°
Tested gamma angles	361 – {H_PLANES_DIST}°
Input Power	- W

Tested Light Source

Luminaire	QuikBeam
Basic Luminous Shape	SPOT
Item No.	
Manufacturer	Astera

Main Light Measurement Results

Output – Total Lumen (Up% / Down%)	739 lm – 0% / 100%
Efficiency	n/a lm/W
Peak Intensity	2567 cd
Correlated Color Temperature, CCT	3200 K
Color Rendering Index	CRI 0.0

Polar light distribution diagram

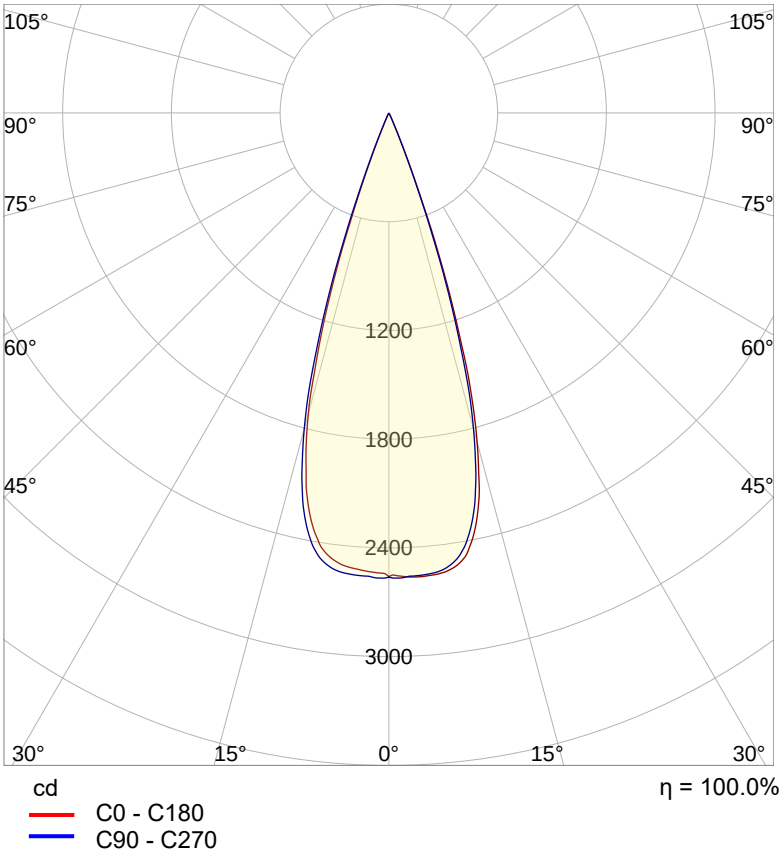

Test report

Light measurement results

Print date 10/9/2025

Beam details

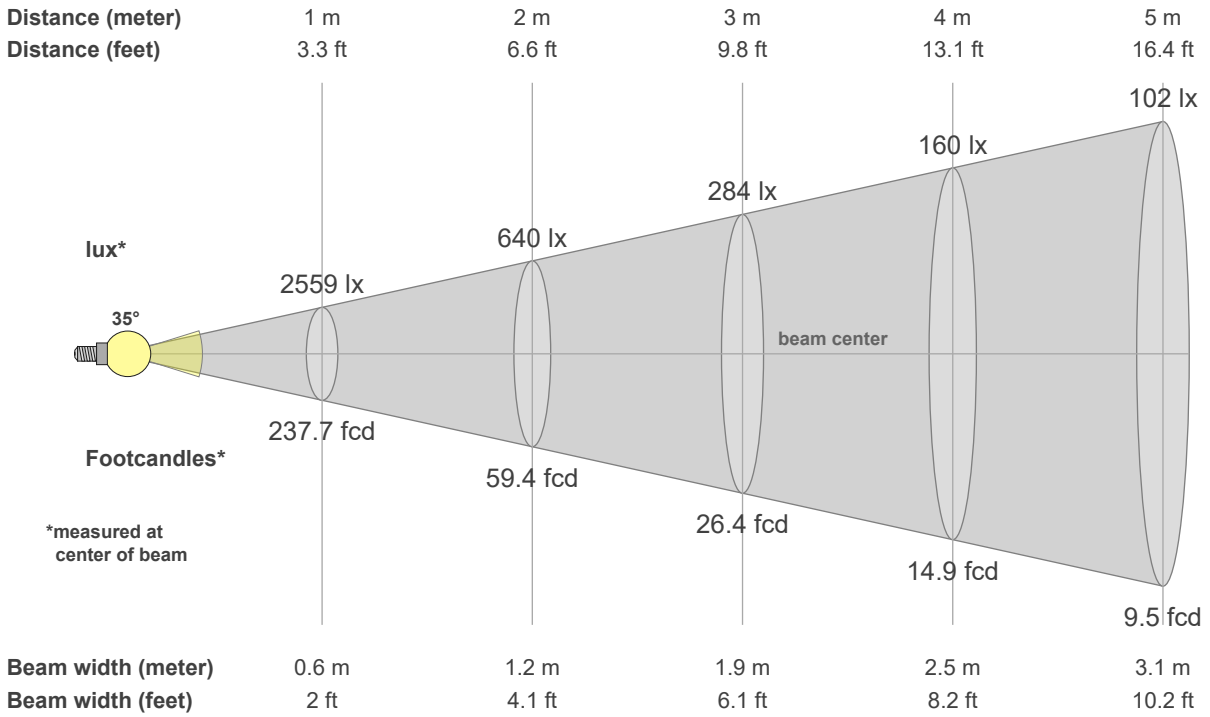

Luminaire budgetary diagram

LAMPS (number of lamps)

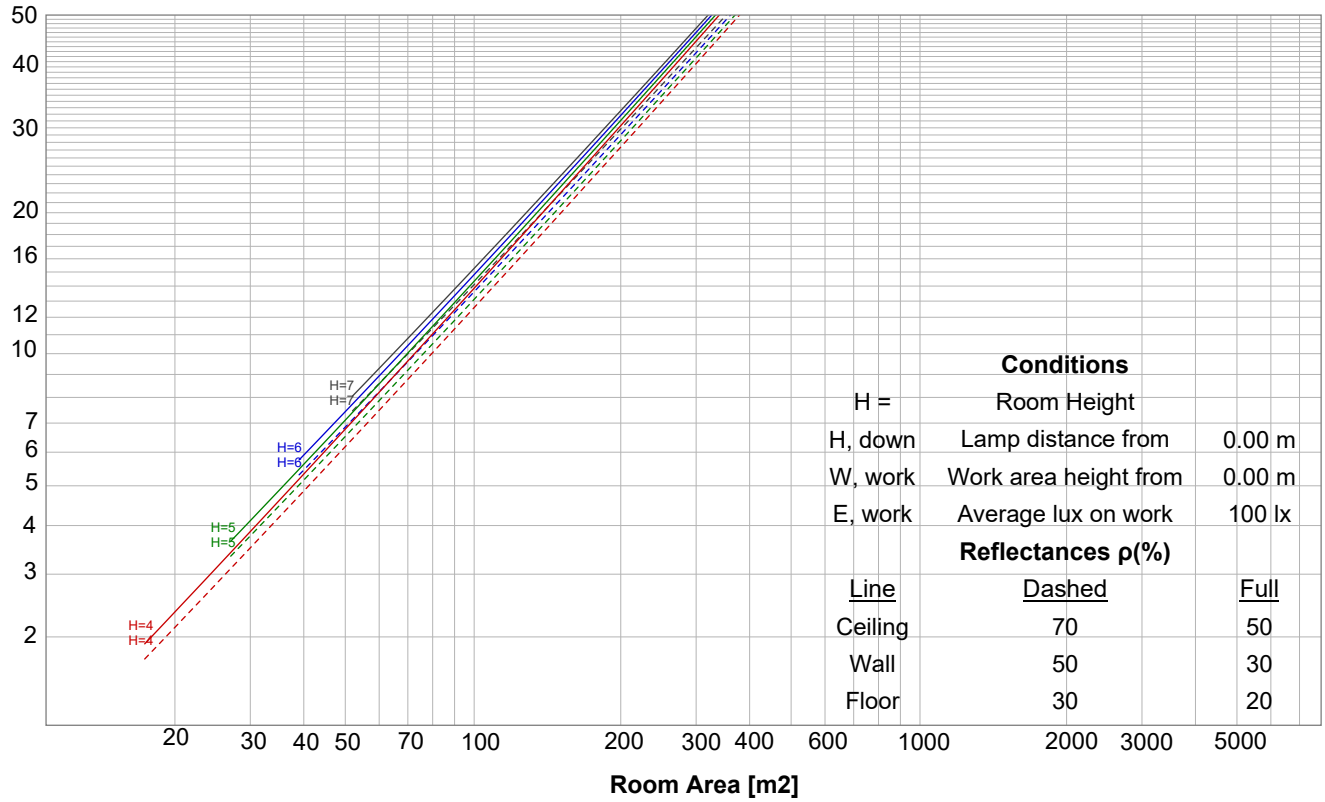

Iso-intensity Diagram (Iso-candela)

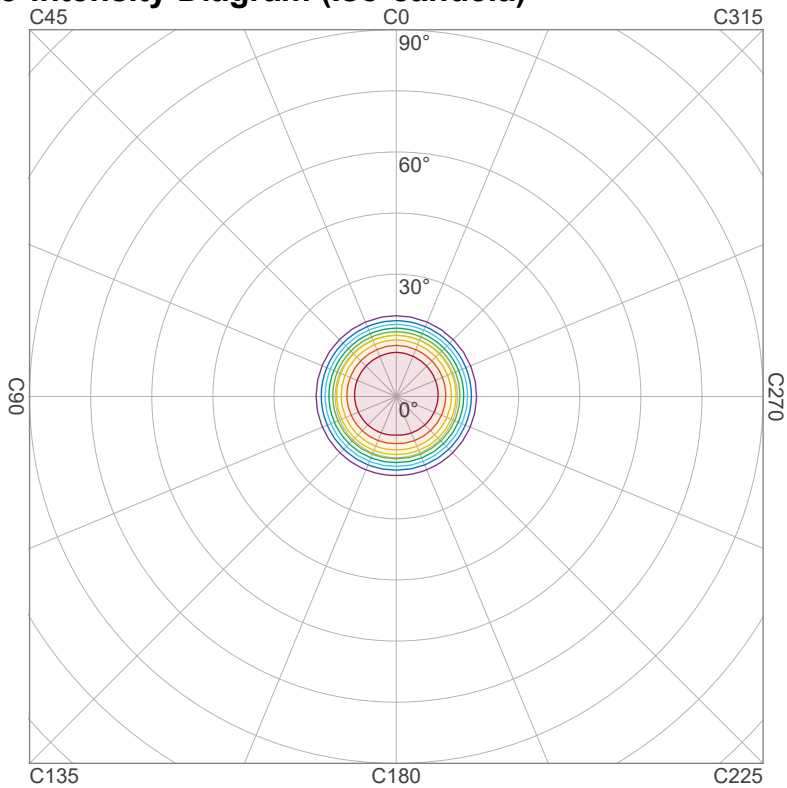

90 %	2310.2 cd
80 %	2053.5 cd
70 %	1796.8 cd
60 %	1540.1 cd
50 %	1283.4 cd
40 %	1026.8 cd
30 %	770.1 cd
20 %	513.4 cd
10 %	256.7 cd

Peak intensity: 2566.9 cd
Number of c-planes: 4

Iso-illuminance Diagram (Iso-lux)

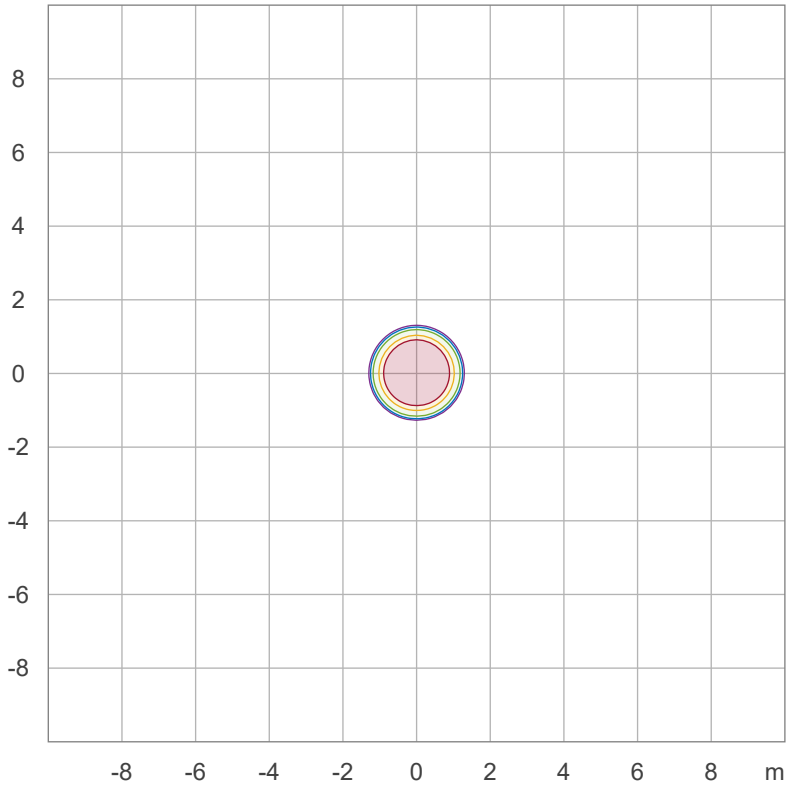

50.0 %	142.5 lx
30.0 %	85.5 lx
10.0 %	28.5 lx
5.0 %	14.3 lx
3.0 %	8.6 lx

Peak illuminance: 285.1 lx
Mounting height: 3.0 m
Number of c-planes: 4

Linear intensity distribution

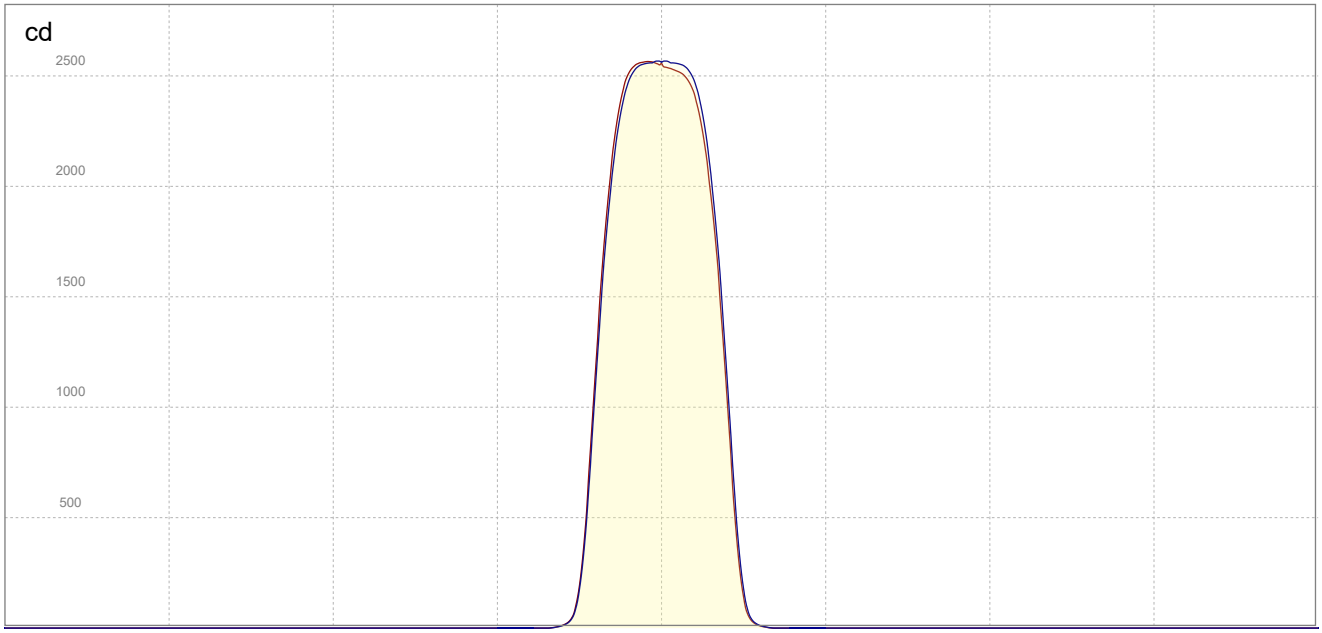

C0 - C180
C90 - C270

IESNA TM-15-07 Luminaire Classification System For Outdoor Luminaires

BUG rating B1 U0 G0

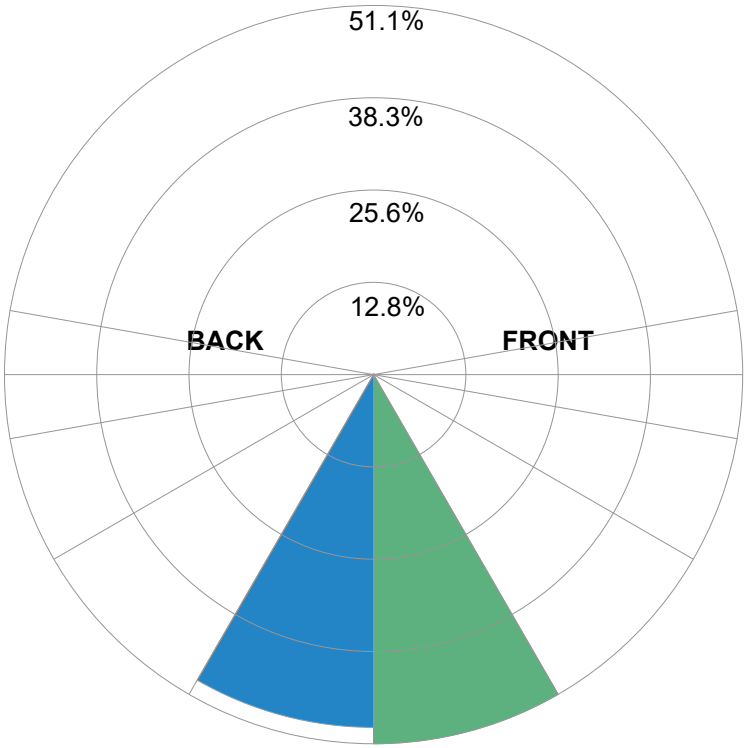

Forward Light			
Low (0-30°)	377.8	lm	51.1%
Medium (30-60°)	0	lm	0%
High (60-80°)	0	lm	0%
Very High	0	lm	0%
Back Light			
Low (0-30°)	361.1	lm	48.9%
Medium (30-60°)	0	lm	0%
High (60-80°)	0	lm	0%
Very High	0	lm	0%
Uplight			
Low (90-100°)	0	lm	0%
High (100-180°)	0	lm	0%
Total			
Sum	739	lm	100%

Test report

Light measurement results

Print date 10/9/2025

Laboratory and Equipment

Test lab	n/a - serial: n/a sensor serial: n/a
Spectrometer Manufacturer and Model	n/a, n/a – n/a
Measurement date	9/10/2025

Measurement Conditions

Tested c-planes	5 – distance {C_PLANES_DIST}°
Tested gamma angles	361 – {H_PLANES_DIST}°
Input Power	- W

Tested Light Source

Luminaire	QuikBeam
Basic Luminous Shape	SPOT
Item No.	
Manufacturer	Astera

Main Light Measurement Results

Output – Total Lumen (Up% / Down%)	831 lm – 0% / 100%
Efficiency	n/a lm/W
Peak Intensity	2889 cd
Correlated Color Temperature, CCT	4000 K
Color Rendering Index	CRI 0.0

Polar light distribution diagram

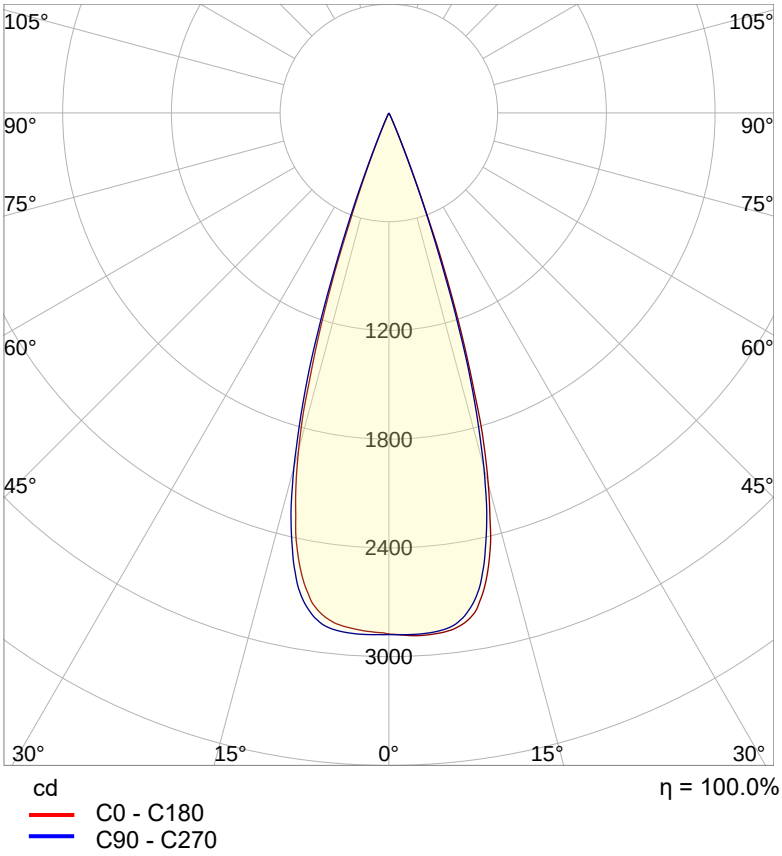

Test report

Light measurement results

Print date 10/9/2025

Beam details

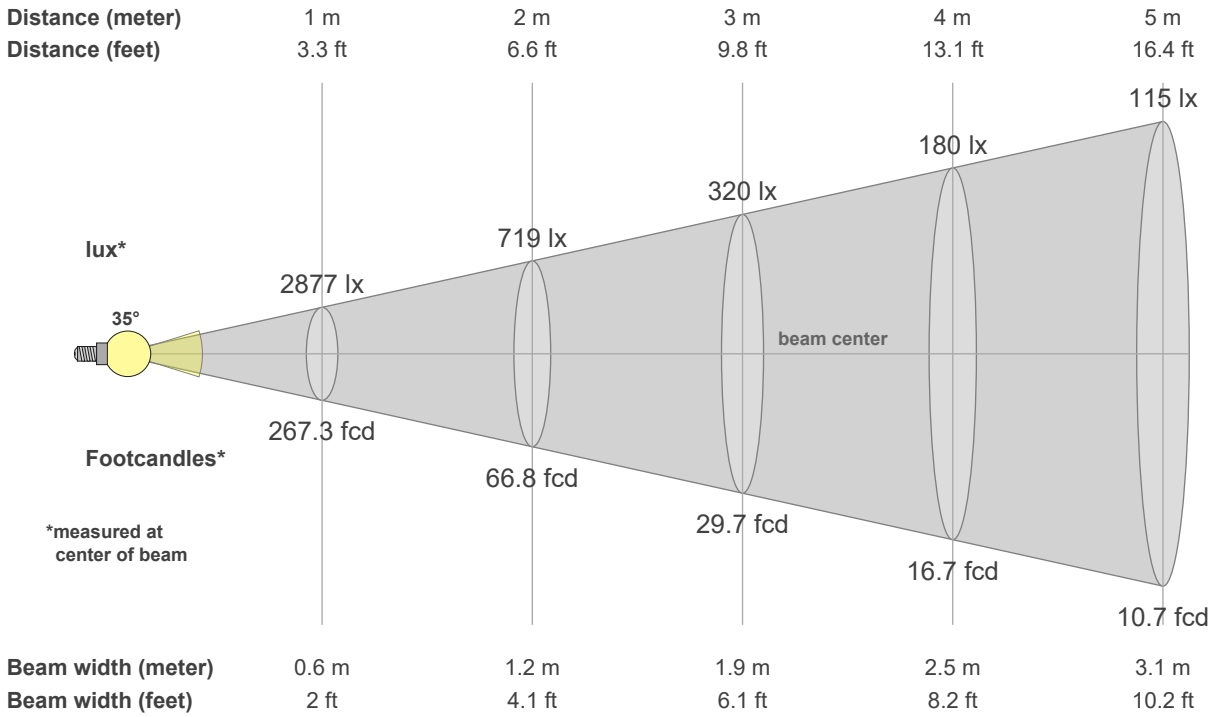

Luminaire budgetary diagram

LAMPS (number of lamps)

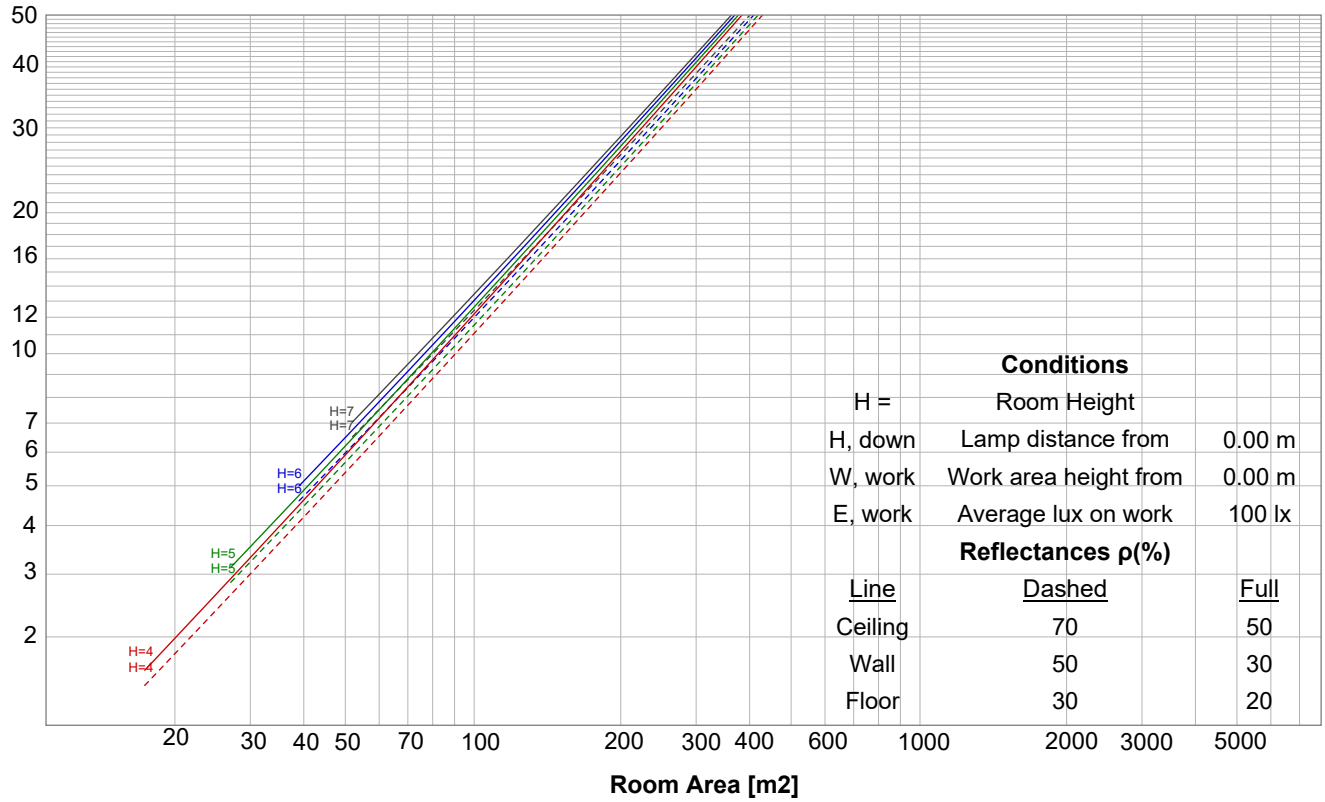

Test report

Light measurement results

Print date 10/9/2025

Iso-intensity Diagram (Iso-candela)

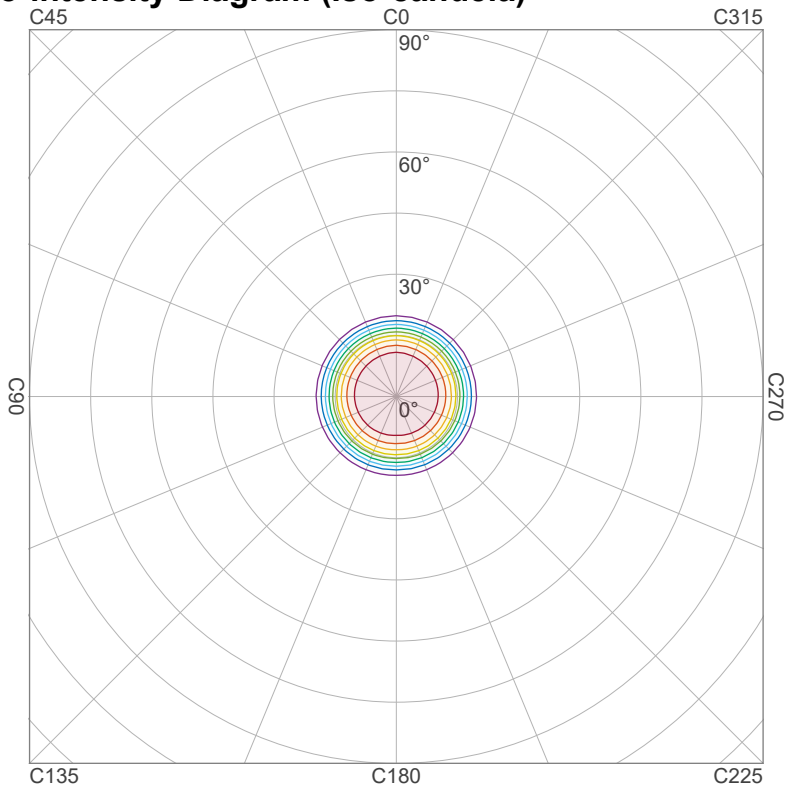

90 %	2599.6 cd
80 %	2310.8 cd
70 %	2021.9 cd
60 %	1733.1 cd
50 %	1444.2 cd
40 %	1155.4 cd
30 %	866.5 cd
20 %	577.7 cd
10 %	288.8 cd

Peak intensity: 2888.5 cd
Number of c-planes: 4

Iso-illuminance Diagram (Iso-lux)

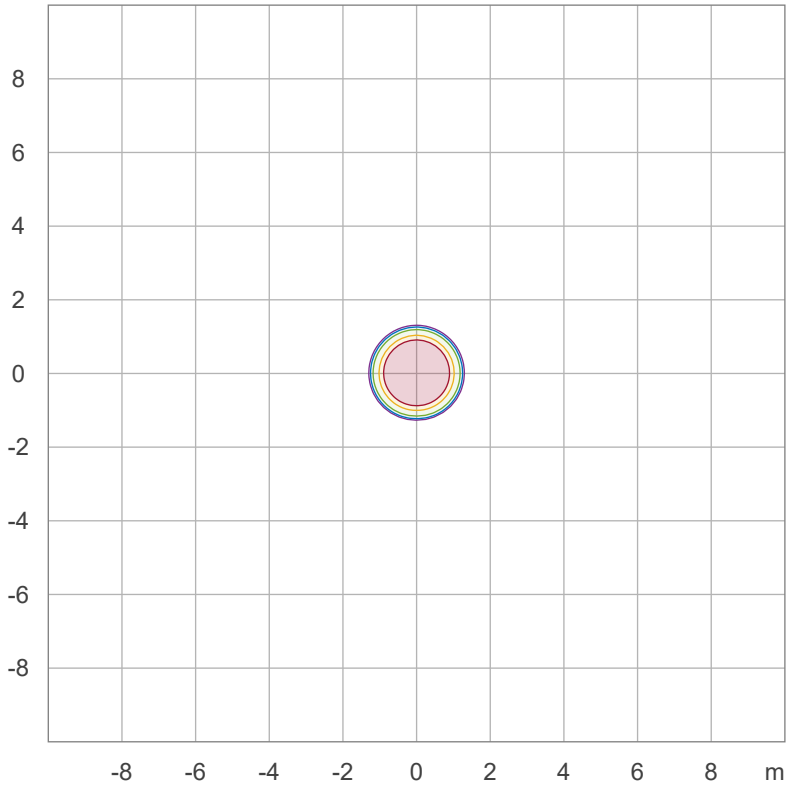

50.0 %	160.0 lx
30.0 %	96.0 lx
10.0 %	32.0 lx
5.0 %	16.0 lx
3.0 %	9.6 lx

Peak illuminance: 319.9 lx
Mounting height: 3.0 m
Number of c-planes: 4

Linear intensity distribution

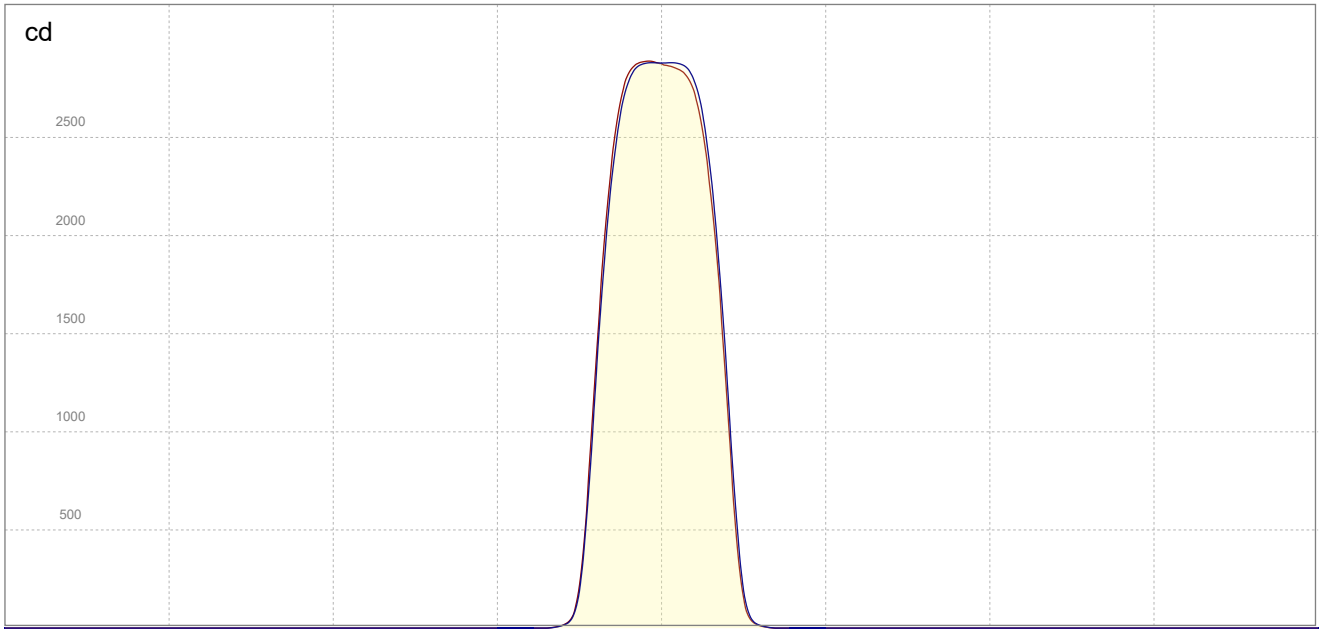

C0 - C180
C90 - C270

IESNA TM-15-07 Luminaire Classification System For Outdoor Luminaires

BUG rating B1 U0 G0

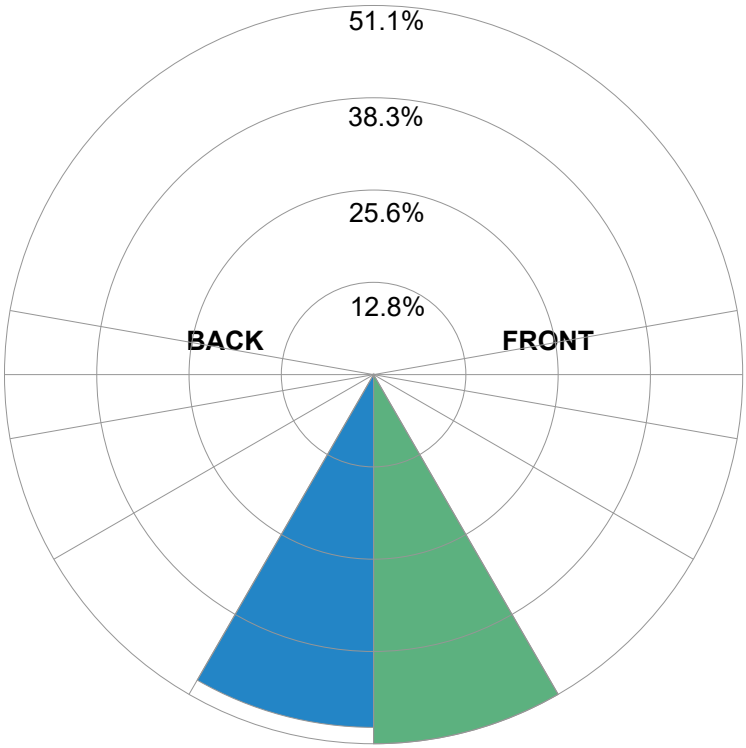

Forward Light			
Low (0-30°)	424.9	lm	51.1%
Medium (30-60°)	0	lm	0%
High (60-80°)	0	lm	0%
Very High	0	lm	0%
Back Light			
Low (0-30°)	406	lm	48.9%
Medium (30-60°)	0	lm	0%
High (60-80°)	0	lm	0%
Very High	0	lm	0%
Uplight			
Low (90-100°)	0	lm	0%
High (100-180°)	0	lm	0%
Total			
Sum	831	lm	100%

Test report

Light measurement results

Print date 10/9/2025

Laboratory and Equipment

Test lab	n/a - serial: n/a sensor serial: n/a
Spectrometer Manufacturer and Model	n/a, n/a – n/a
Measurement date	9/10/2025

Measurement Conditions

Tested c-planes	5 – distance {C_PLANES_DIST}°
Tested gamma angles	361 – {H_PLANES_DIST}°
Input Power	- W

Tested Light Source

Luminaire	QuikBeam
Basic Luminous Shape	SPOT
Item No.	
Manufacturer	Astera

Main Light Measurement Results

Output – Total Lumen (Up% / Down%)	889 lm – 0% / 100%
Efficiency	n/a lm/W
Peak Intensity	3101 cd
Correlated Color Temperature, CCT	5500 K
Color Rendering Index	CRI 0.0

Polar light distribution diagram

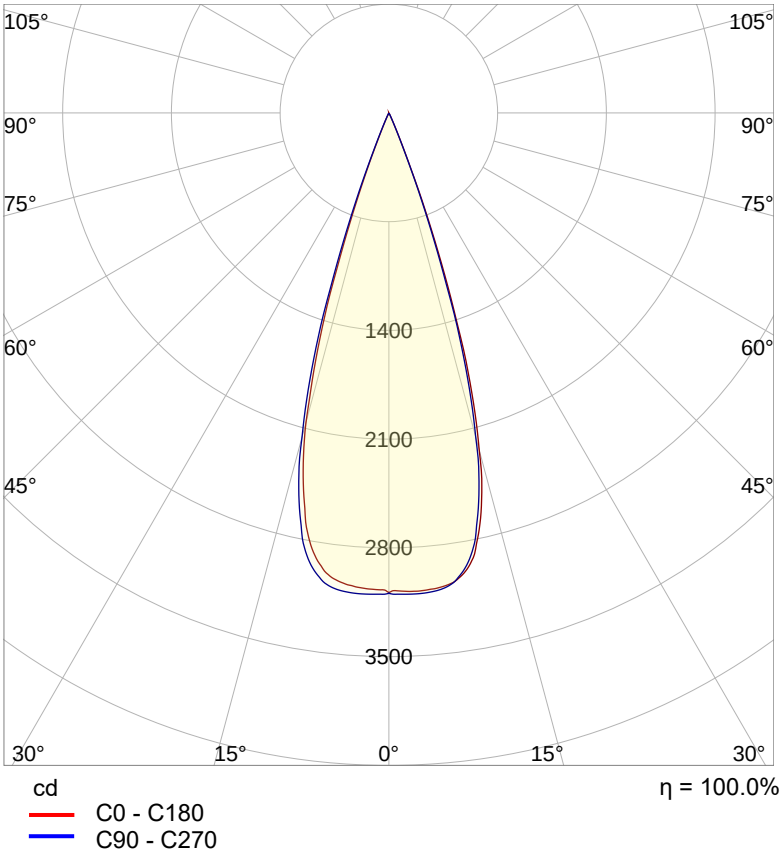

Test report

Light measurement results

Print date 10/9/2025

Beam details

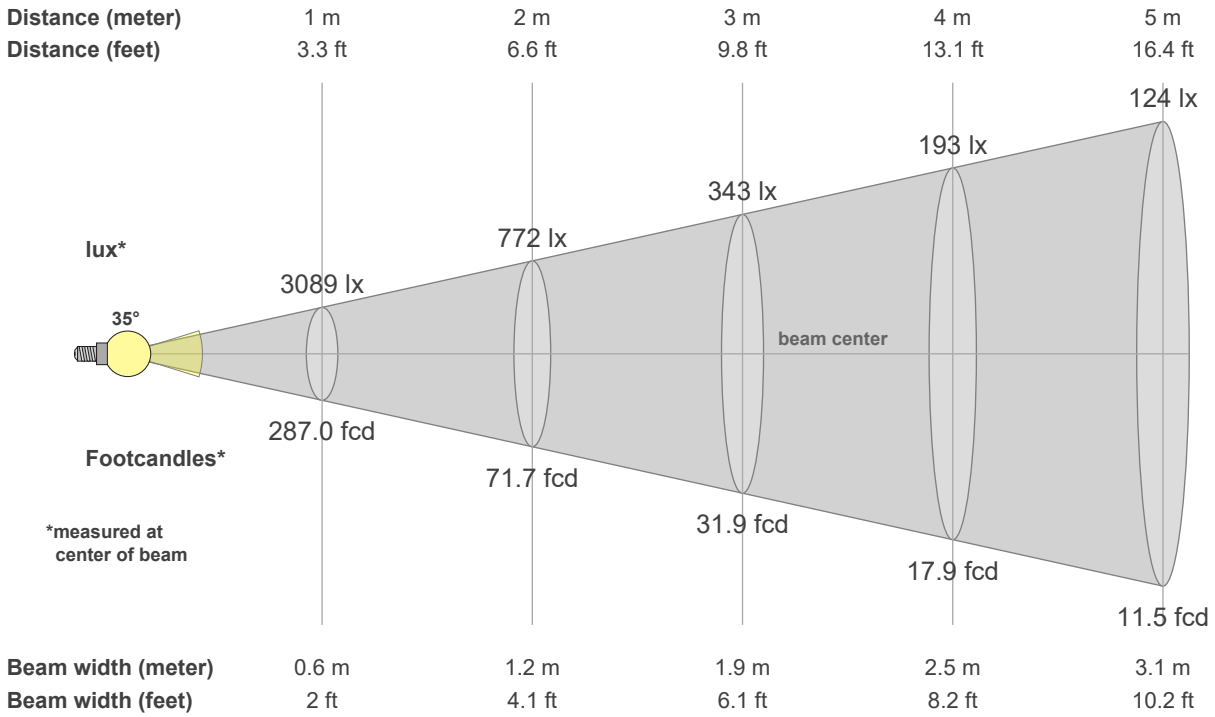

Luminaire budgetary diagram

LAMPS (number of lamps)

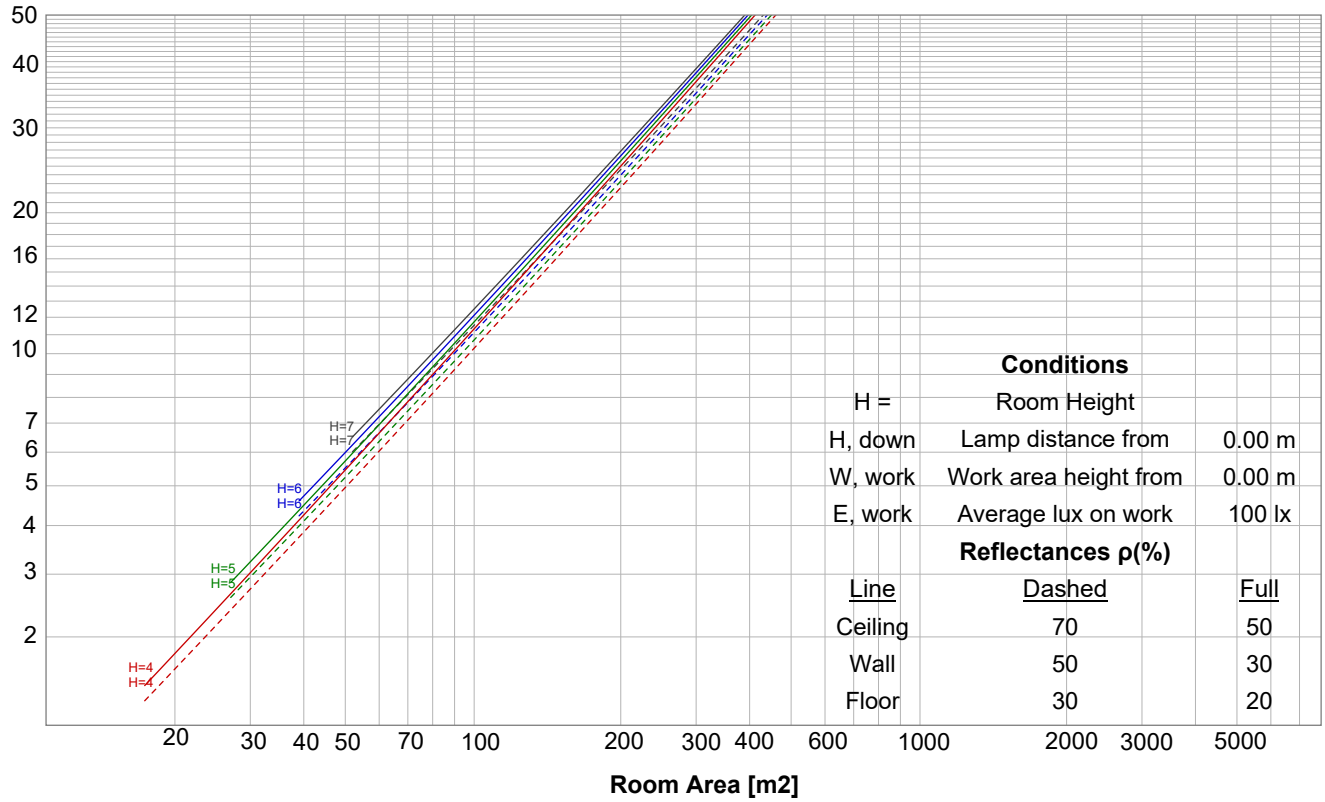

Iso-intensity Diagram (Iso-candela)

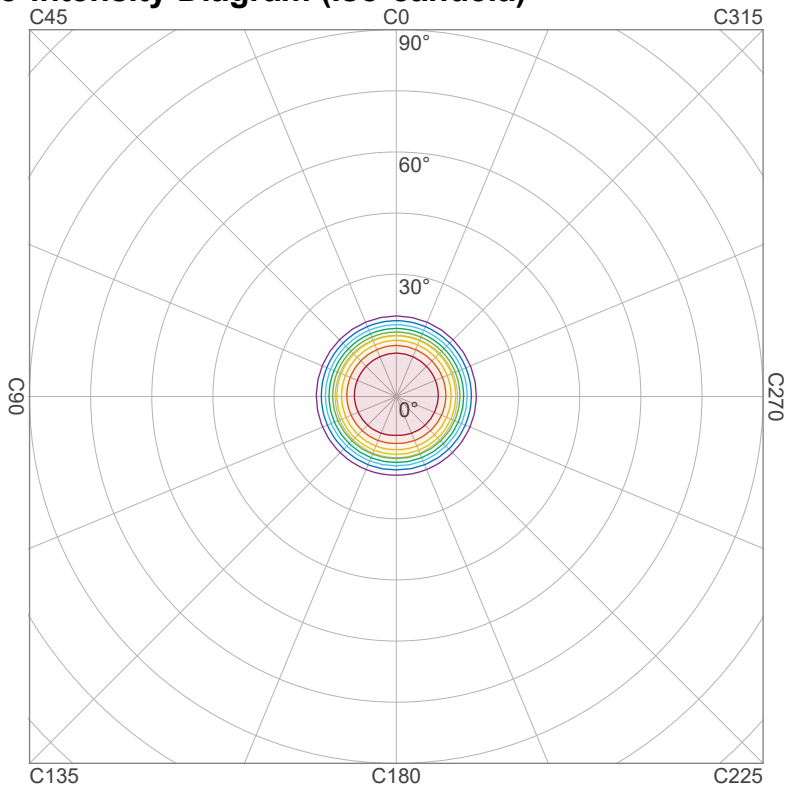

90 %	2791.0 cd
80 %	2480.9 cd
70 %	2170.7 cd
60 %	1860.6 cd
50 %	1550.5 cd
40 %	1240.4 cd
30 %	930.3 cd
20 %	620.2 cd
10 %	310.1 cd

Peak intensity: 3101.1 cd
Number of c-planes: 4

Iso-illuminance Diagram (Iso-lux)

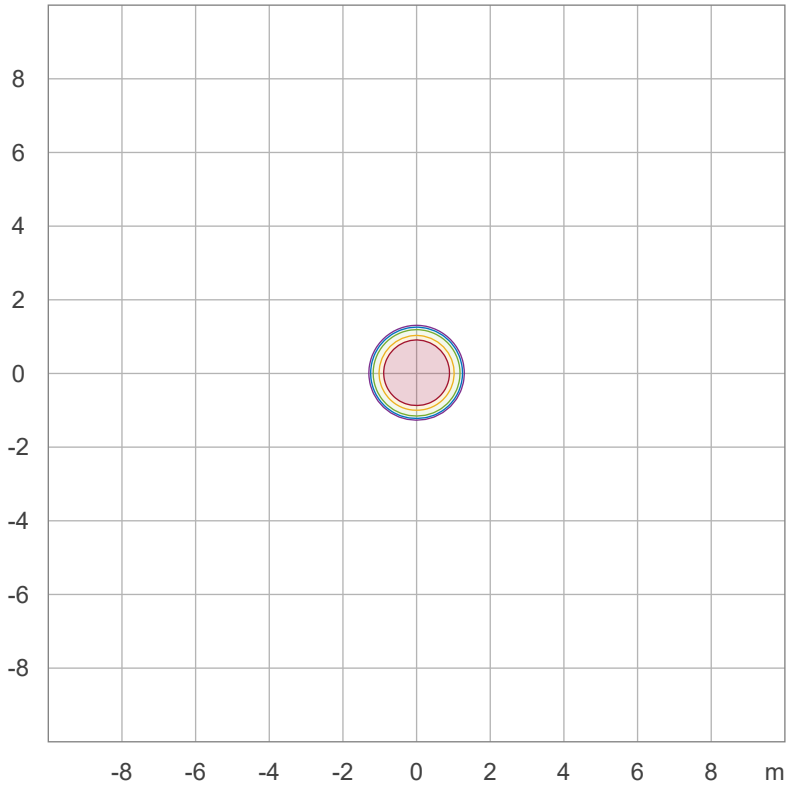

50.0 %	172.1 lx
30.0 %	103.2 lx
10.0 %	34.4 lx
5.0 %	17.2 lx
3.0 %	10.3 lx

Peak illuminance: 344.1 lx
Mounting height: 3.0 m
Number of c-planes: 4

Linear intensity distribution

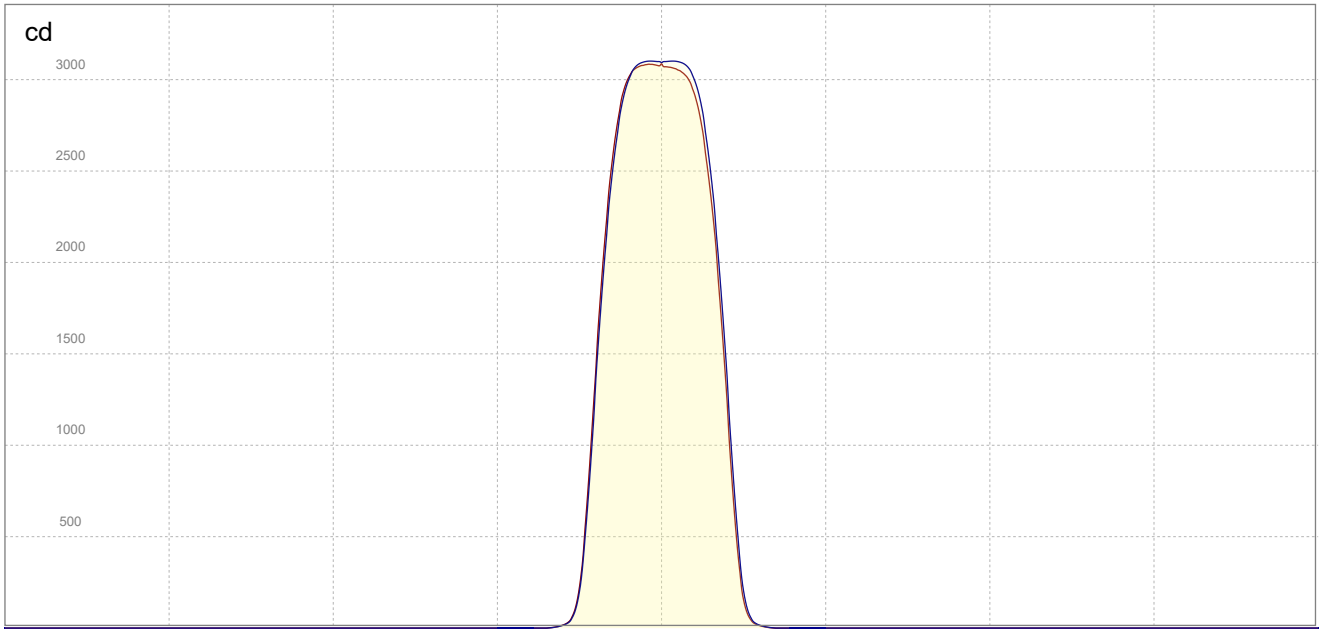

C0 - C180
C90 - C270

IESNA TM-15-07 Luminaire Classification System For Outdoor Luminaires

BUG rating B1 U0 G0

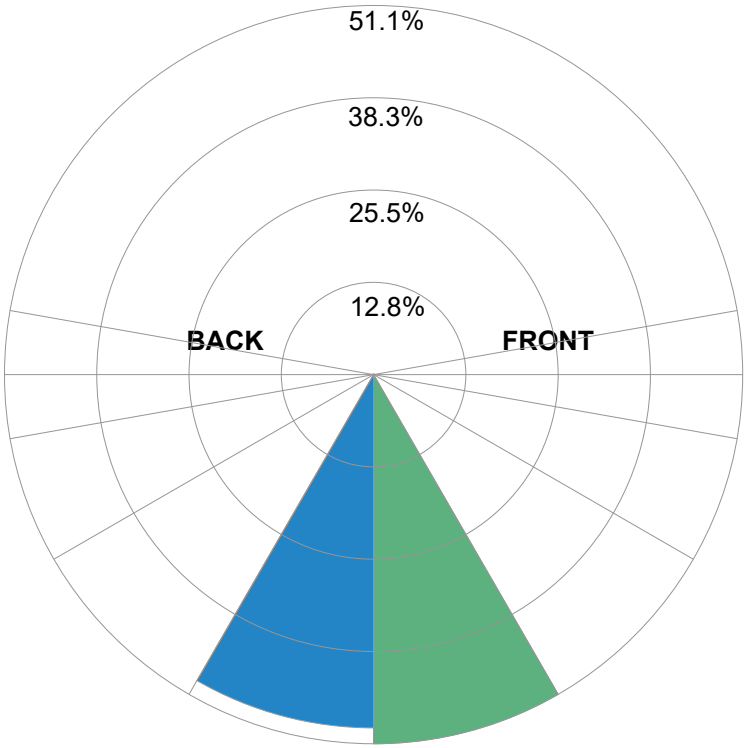

Forward Light			
Low (0-30°)	454.2	lm	51.1%
Medium (30-60°)	0.1	lm	0%
High (60-80°)	0	lm	0%
Very High	0	lm	0%
Back Light			
Low (0-30°)	434.7	lm	48.9%
Medium (30-60°)	0	lm	0%
High (60-80°)	0	lm	0%
Very High	0	lm	0%
Uplight			
Low (90-100°)	0	lm	0%
High (100-180°)	0	lm	0%
Total			
Sum	889	lm	100%

Test report

Light measurement results

Print date 10/9/2025

Laboratory and Equipment

Test lab	n/a - serial: n/a sensor serial: n/a
Spectrometer Manufacturer and Model	n/a, n/a – n/a
Measurement date	9/10/2025

Measurement Conditions

Tested c-planes	5 – distance {C_PLANES_DIST}°
Tested gamma angles	361 – {H_PLANES_DIST}°
Input Power	- W

Tested Light Source

Luminaire	QuikBeam
Basic Luminous Shape	SPOT
Item No.	
Manufacturer	Astera

Main Light Measurement Results

Output – Total Lumen (Up% / Down%)	858 lm – 0% / 100%
Efficiency	n/a lm/W
Peak Intensity	2988 cd
Correlated Color Temperature, CCT	6500 K
Color Rendering Index	CRI 0.0

Polar light distribution diagram

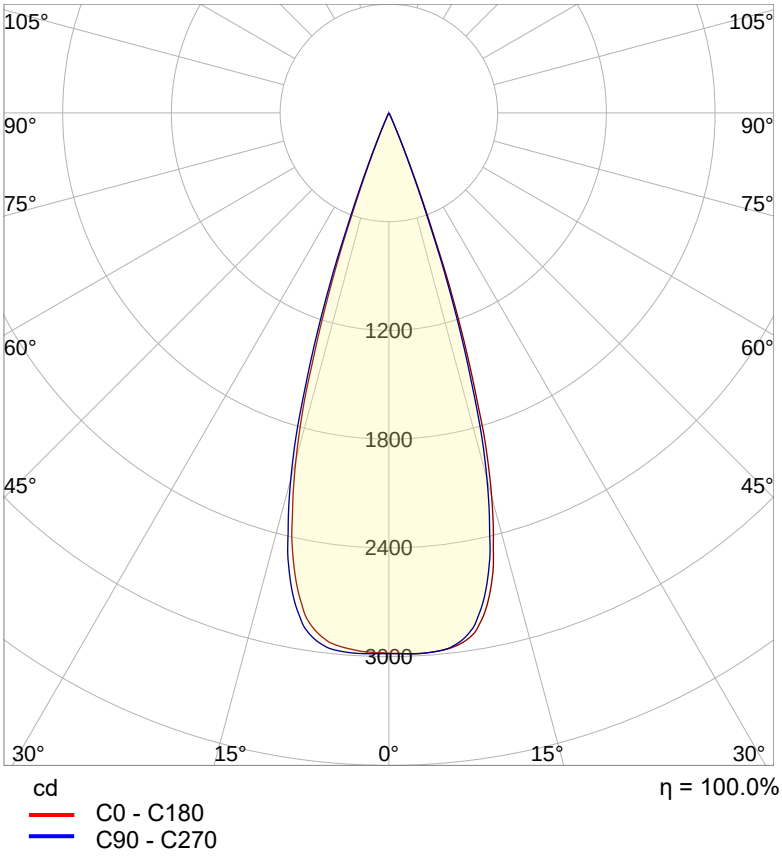

Test report

Light measurement results

Print date 10/9/2025

Beam details

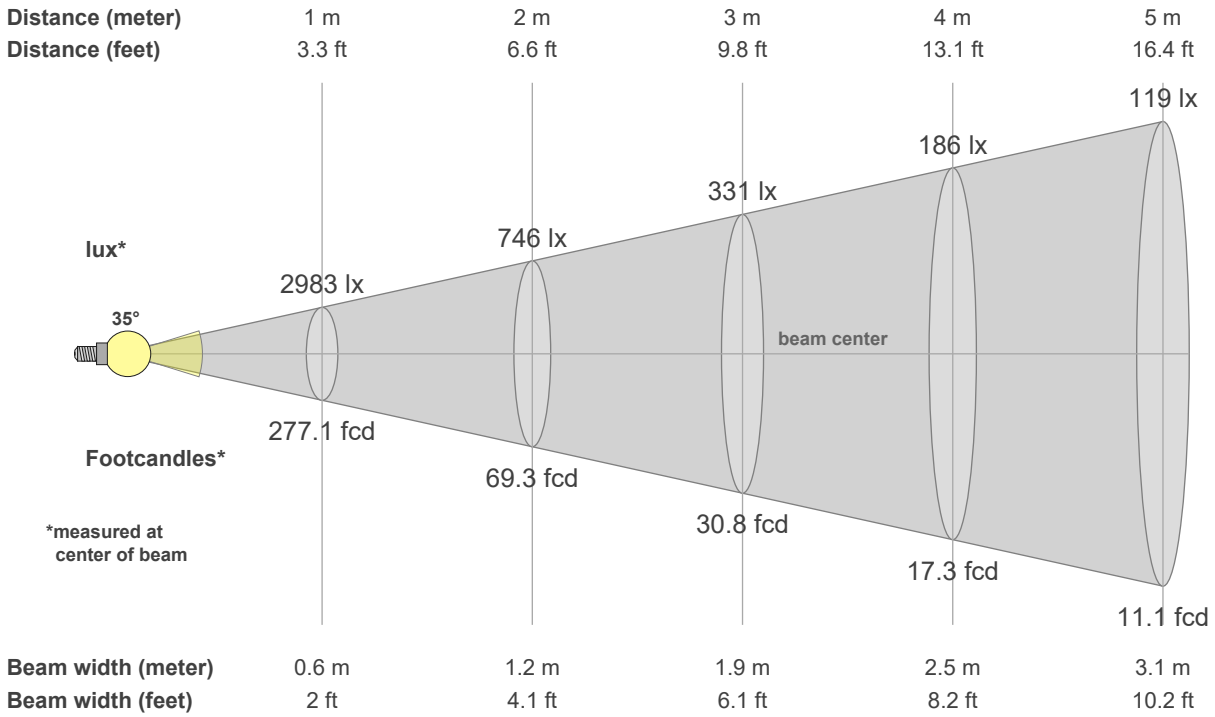

Luminaire budgetary diagram

LAMPS (number of lamps)

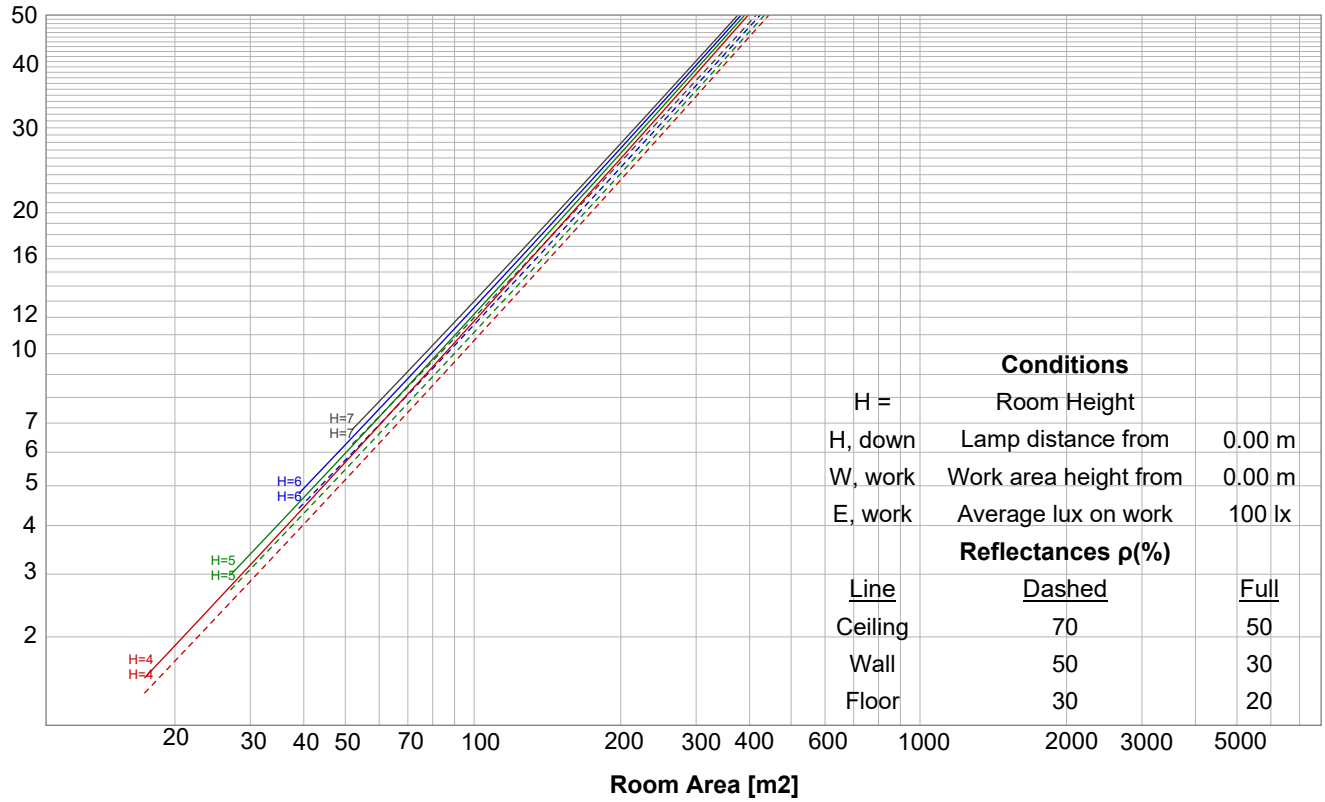

Test report

Light measurement results

Print date 10/9/2025

Iso-intensity Diagram (Iso-candela)

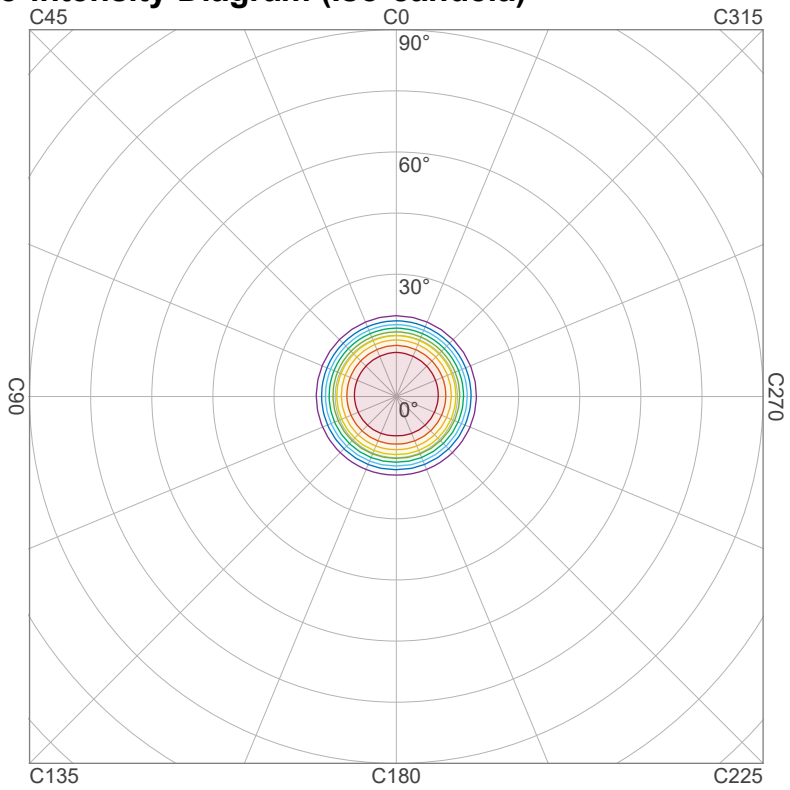

90 %	2689.5 cd
80 %	2390.6 cd
70 %	2091.8 cd
60 %	1793.0 cd
50 %	1494.2 cd
40 %	1195.3 cd
30 %	896.5 cd
20 %	597.7 cd
10 %	298.8 cd

Peak intensity: 2988.3 cd
Number of c-planes: 4

Iso-illuminance Diagram (Iso-lux)

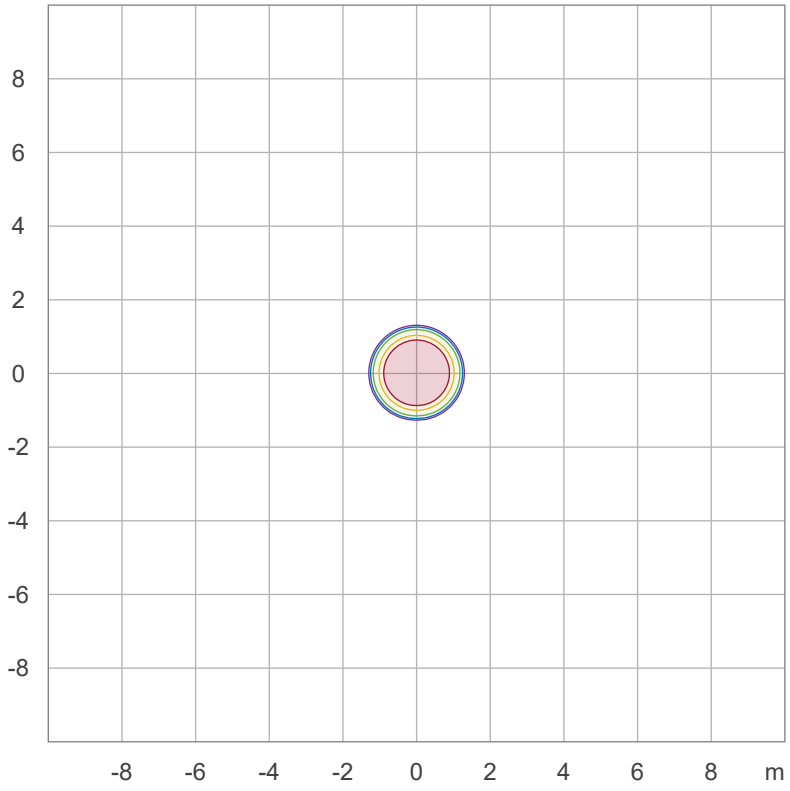

50.0 %	165.7 lx
30.0 %	99.4 lx
10.0 %	33.1 lx
5.0 %	16.6 lx
3.0 %	9.9 lx

Peak illuminance: 331.4 lx
Mounting height: 3.0 m
Number of c-planes: 4

Linear intensity distribution

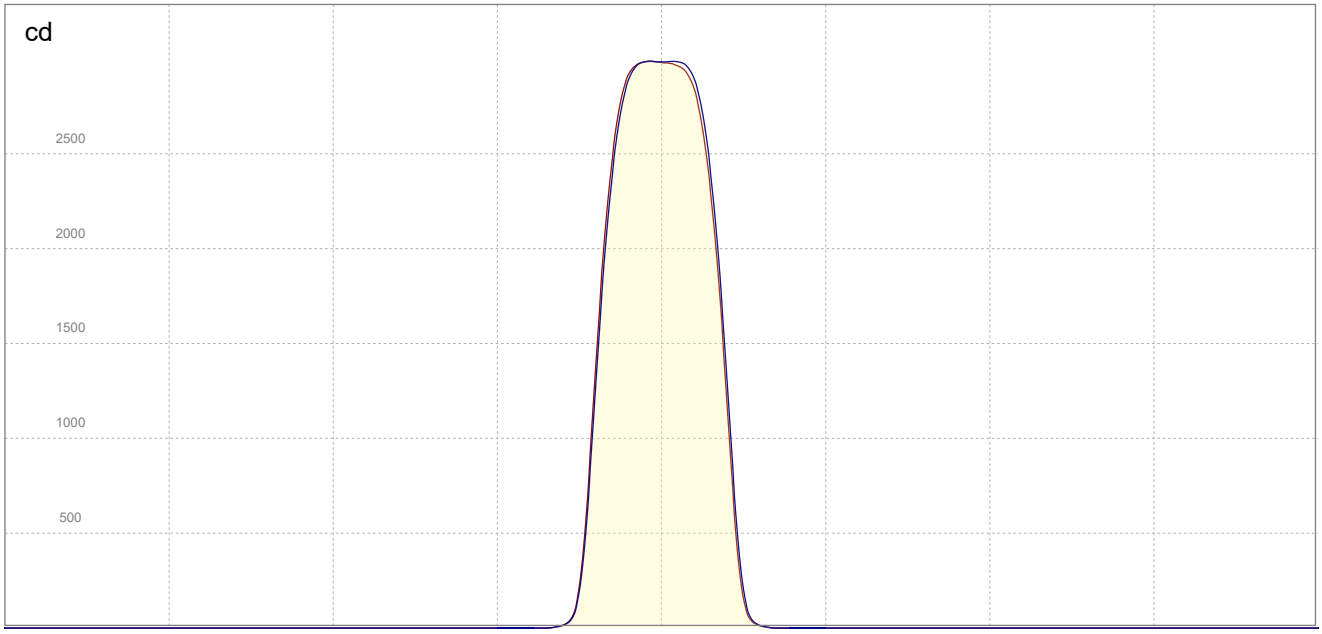

C0 - C180
C90 - C270

IESNA TM-15-07 Luminaire Classification System For Outdoor Luminaires

BUG rating B1 U0 G0

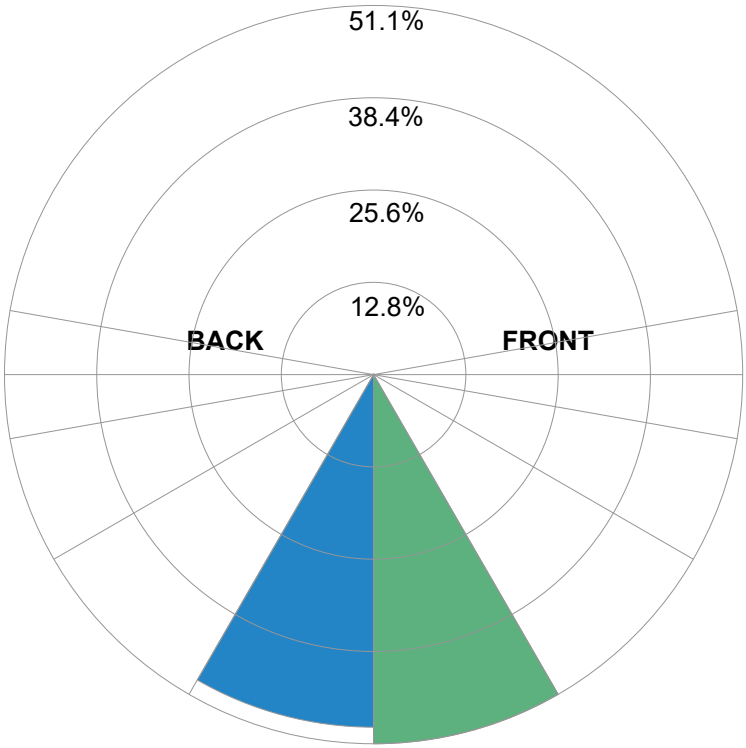

Forward Light			
Low (0-30°)	438.9	lm	51.1%
Medium (30-60°)	0	lm	0%
High (60-80°)	0	lm	0%
Very High	0	lm	0%
Back Light			
Low (0-30°)	419.2	lm	48.8%
Medium (30-60°)	0	lm	0%
High (60-80°)	0	lm	0%
Very High	0	lm	0%
Uplight			
Low (90-100°)	0	lm	0%
High (100-180°)	0	lm	0%
Total			
Sum	858	lm	100%

Test report

Light measurement results

Print date 10/9/2025

Laboratory and Equipment

Test lab	n/a - serial: n/a sensor serial: n/a
Spectrometer Manufacturer and Model	n/a, n/a – n/a
Measurement date	9/10/2025

Measurement Conditions

Tested c-planes	5 – distance {C_PLANES_DIST}°
Tested gamma angles	181 – {H_PLANES_DIST}°
Input Power	- W

Tested Light Source

Luminaire	QuikBeam
Basic Luminous Shape	SPOT
Item No.	
Manufacturer	Astera

Main Light Measurement Results

Output – Total Lumen (Up% / Down%)	658 lm – 0% / 100%
Efficiency	n/a lm/W
Peak Intensity	706 cd
Correlated Color Temperature, CCT	2700 K
Color Rendering Index	CRI 0.0

Polar light distribution diagram

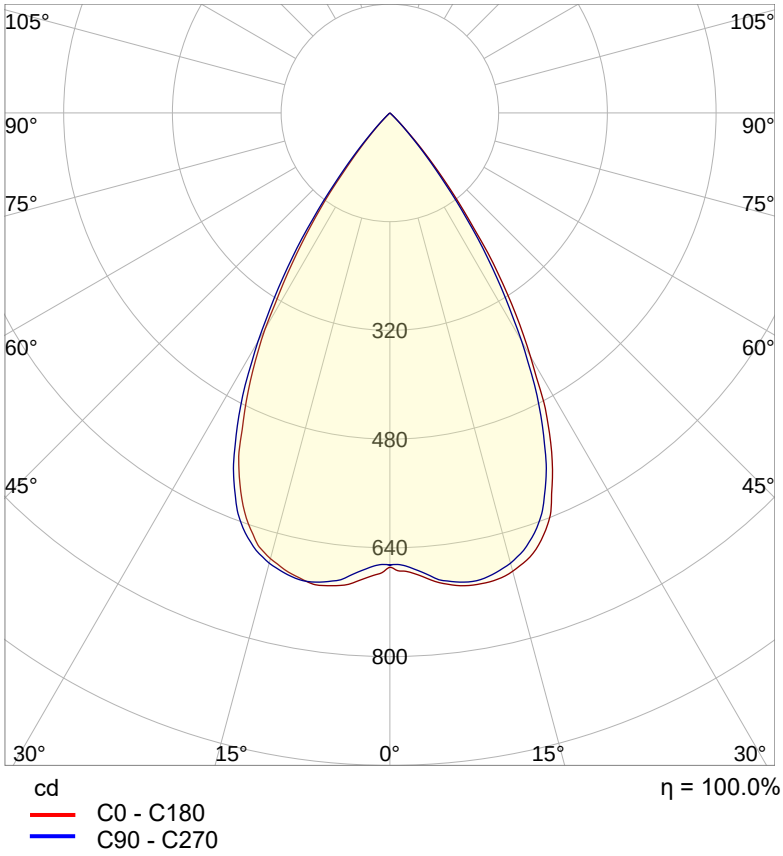

Test report

Light measurement results

Print date 10/9/2025

Beam details

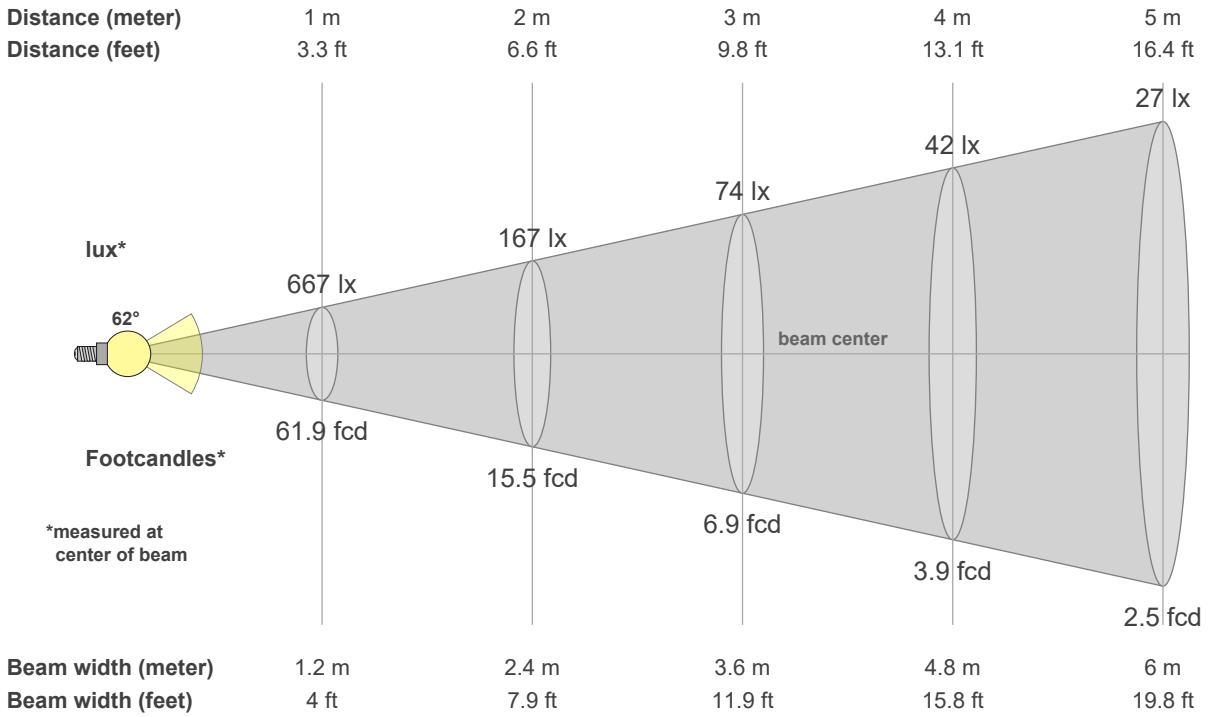

Luminaire budgetary diagram

LAMPS (number of lamps)

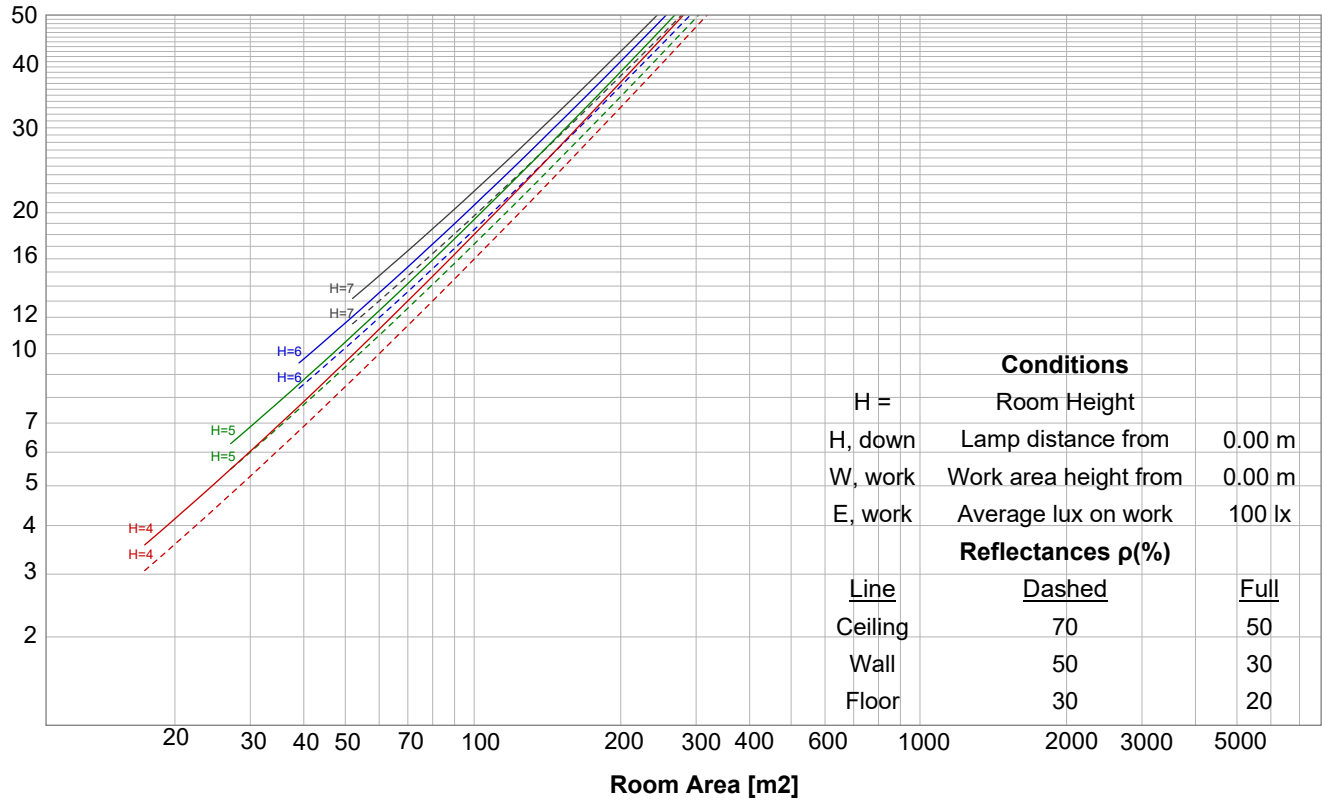

Iso-intensity Diagram (Iso-candela)

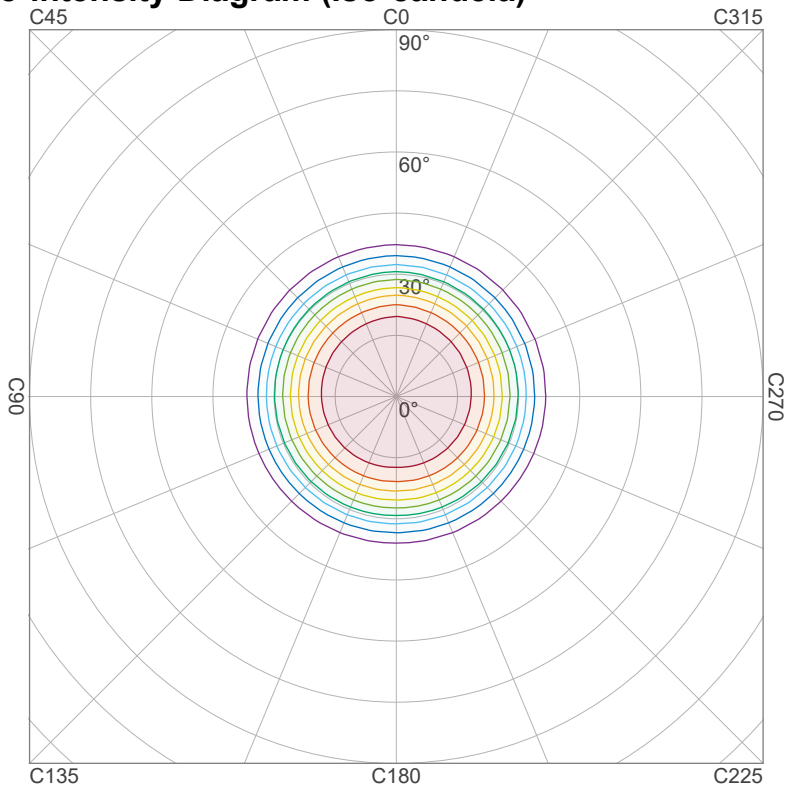

90 %	635.0 cd
80 %	564.5 cd
70 %	493.9 cd
60 %	423.4 cd
50 %	352.8 cd
40 %	282.2 cd
30 %	211.7 cd
20 %	141.1 cd
10 %	70.6 cd

Peak intensity: 705.6 cd
Number of c-planes: 4

Iso-illuminance Diagram (Iso-lux)

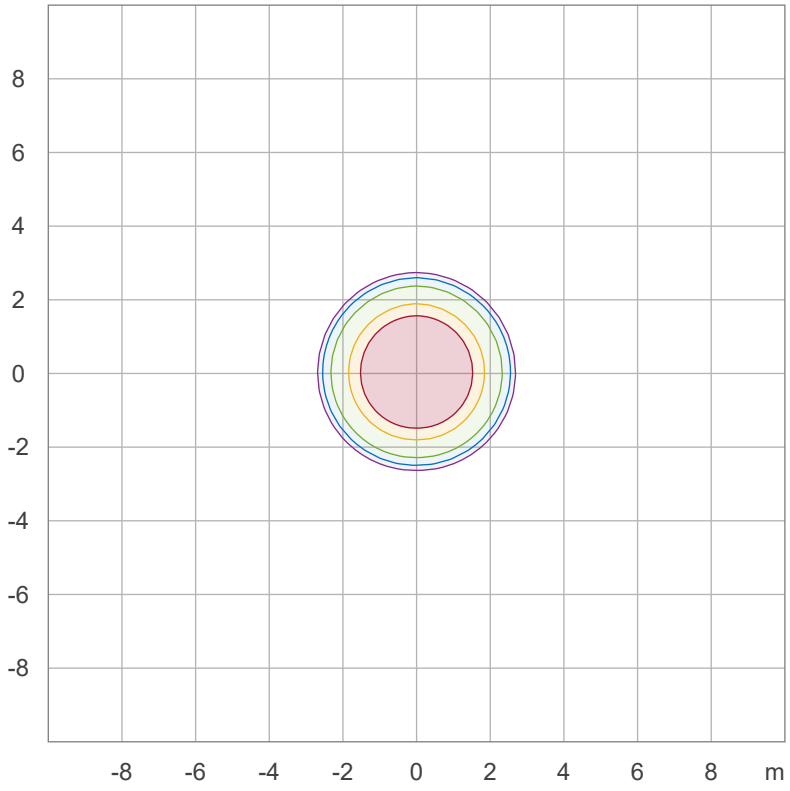

50.0 %	38.2 lx
30.0 %	22.9 lx
10.0 %	7.6 lx
5.0 %	3.8 lx
3.0 %	2.3 lx

Peak illuminance: 76.5 lx
Mounting height: 3.0 m
Number of c-planes: 4

Linear intensity distribution

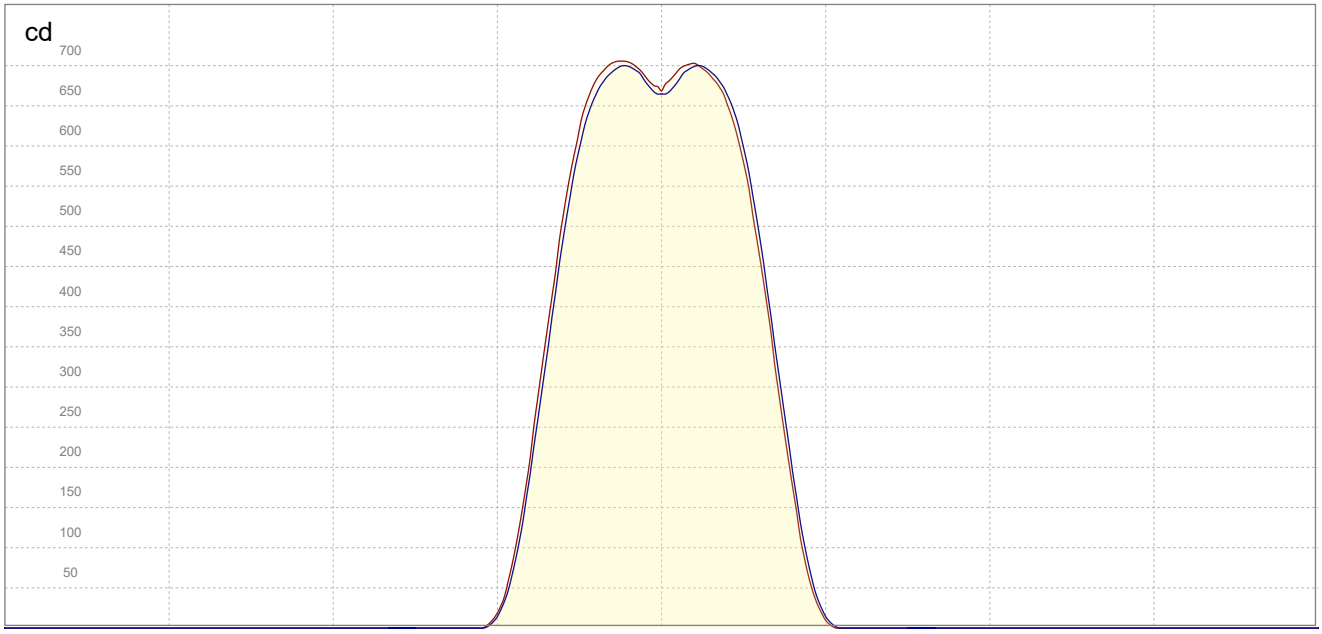

C0 - C180
C90 - C270

IESNA TM-15-07 Luminaire Classification System For Outdoor Luminaires

BUG rating B1 U0 G0

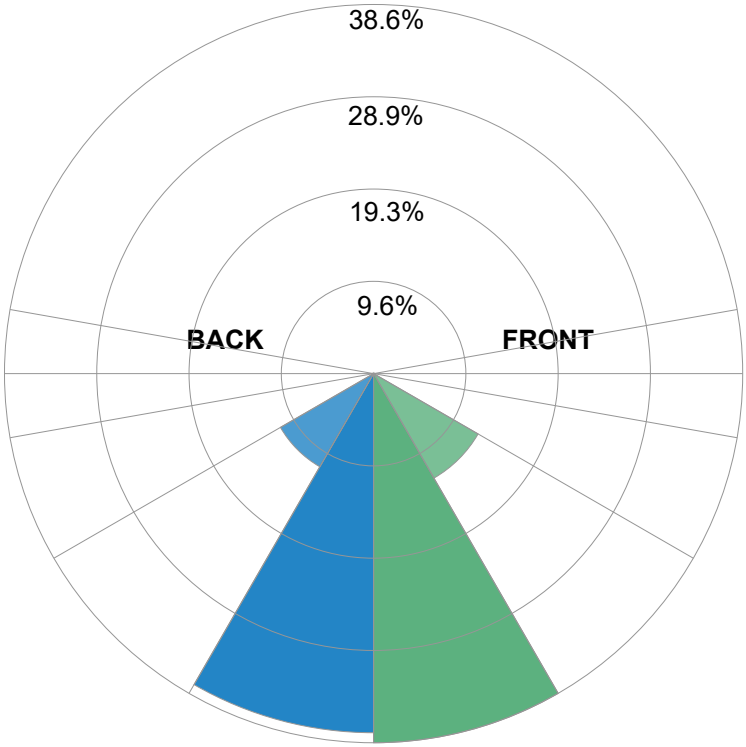

Forward Light			
Low (0-30°)	254	lm	38.6%
Medium (30-60°)	83	lm	12.6%
High (60-80°)	0	lm	0%
Very High	0	lm	0%
Back Light			
Low (0-30°)	247.1	lm	37.5%
Medium (30-60°)	74	lm	11.2%
High (60-80°)	0	lm	0%
Very High	0	lm	0%
Uplight			
Low (90-100°)	0	lm	0%
High (100-180°)	0	lm	0%
Total			
Sum	658	lm	100%

Test report

Light measurement results

Print date 10/9/2025

Laboratory and Equipment

Test lab	n/a - serial: n/a sensor serial: n/a
Spectrometer Manufacturer and Model	n/a, n/a – n/a
Measurement date	9/10/2025

Measurement Conditions

Tested c-planes	5 – distance {C_PLANES_DIST}°
Tested gamma angles	181 – {H_PLANES_DIST}°
Input Power	- W

Tested Light Source

Luminaire	QuikBeam
Basic Luminous Shape	SPOT
Item No.	
Manufacturer	Astera

Main Light Measurement Results

Output – Total Lumen (Up% / Down%)	792 lm – 0% / 100%
Efficiency	n/a lm/W
Peak Intensity	851 cd
Correlated Color Temperature, CCT	3200 K
Color Rendering Index	CRI 0.0

Polar light distribution diagram

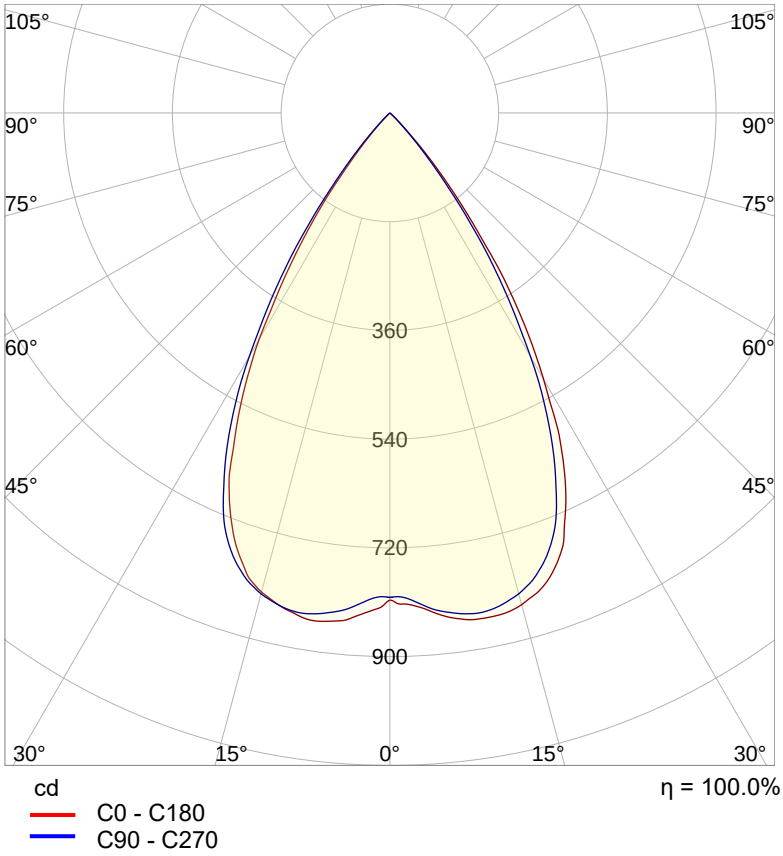

Test report

Light measurement results

Print date 10/9/2025

Beam details

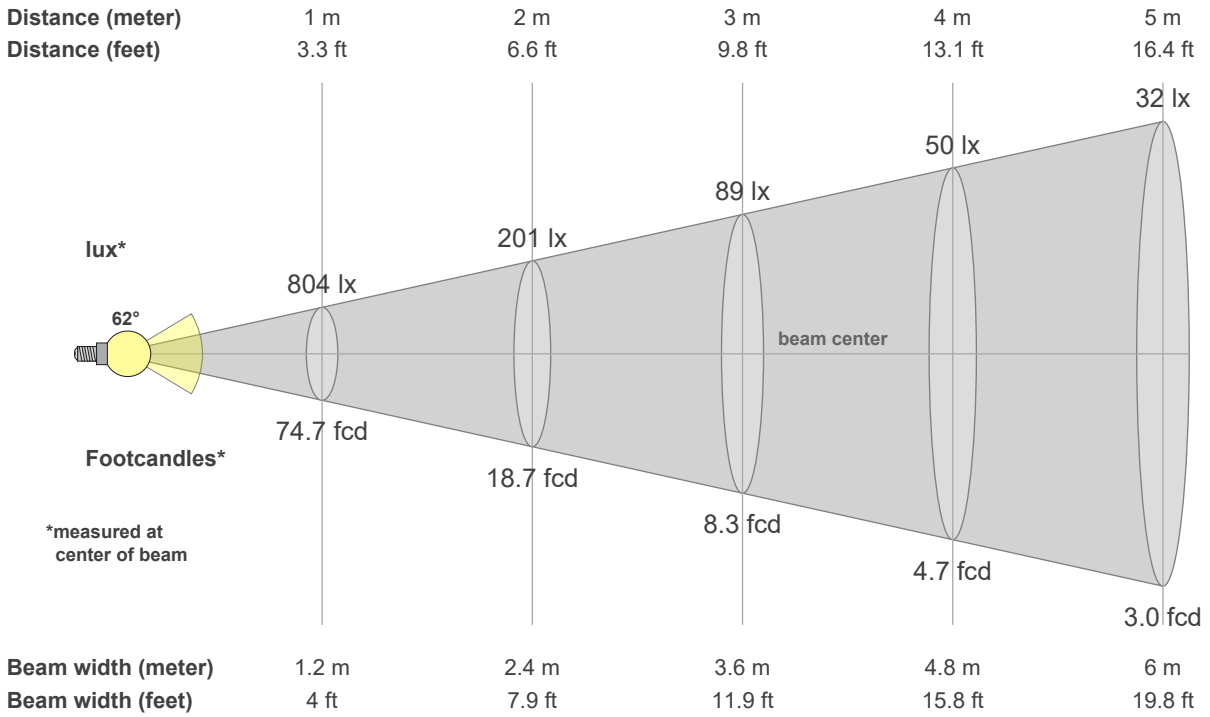

Luminaire budgetary diagram

LAMPS (number of lamps)

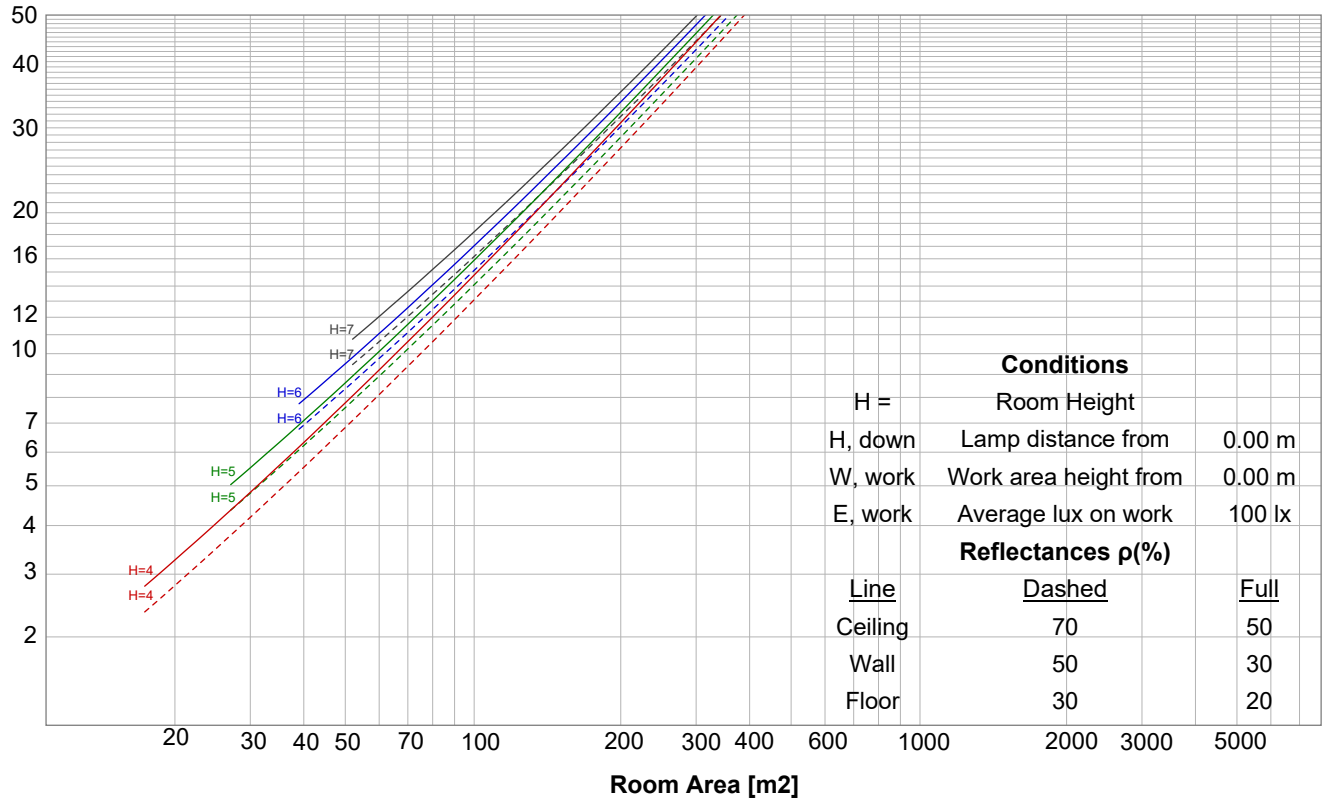

Iso-intensity Diagram (Iso-candela)

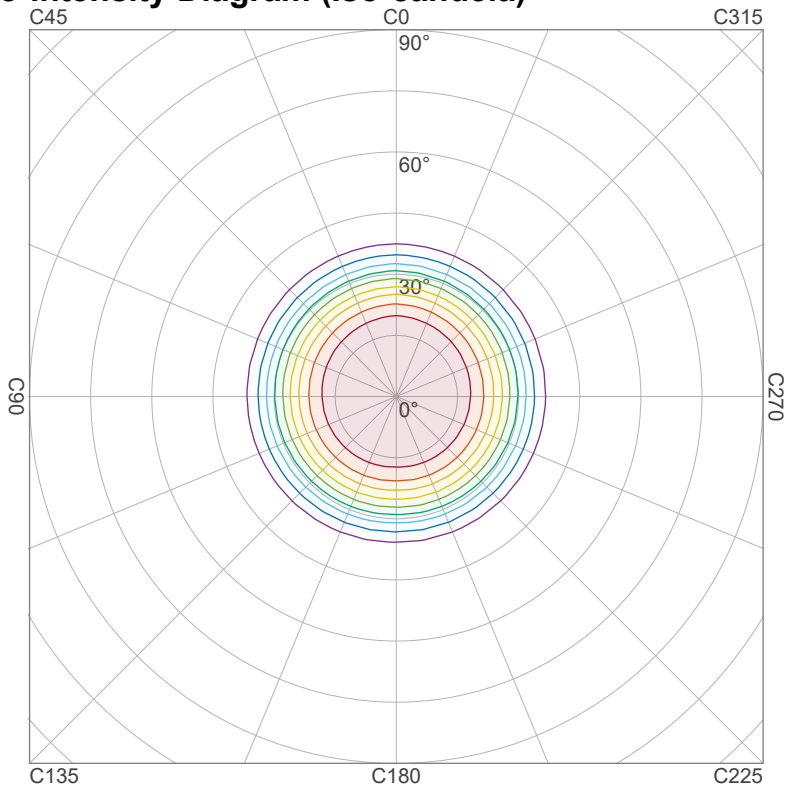

90 %	765.8 cd
80 %	680.7 cd
70 %	595.6 cd
60 %	510.5 cd
50 %	425.4 cd
40 %	340.3 cd
30 %	255.3 cd
20 %	170.2 cd
10 %	85.1 cd

Peak intensity: 850.9 cd
Number of c-planes: 4

Iso-illuminance Diagram (Iso-lux)

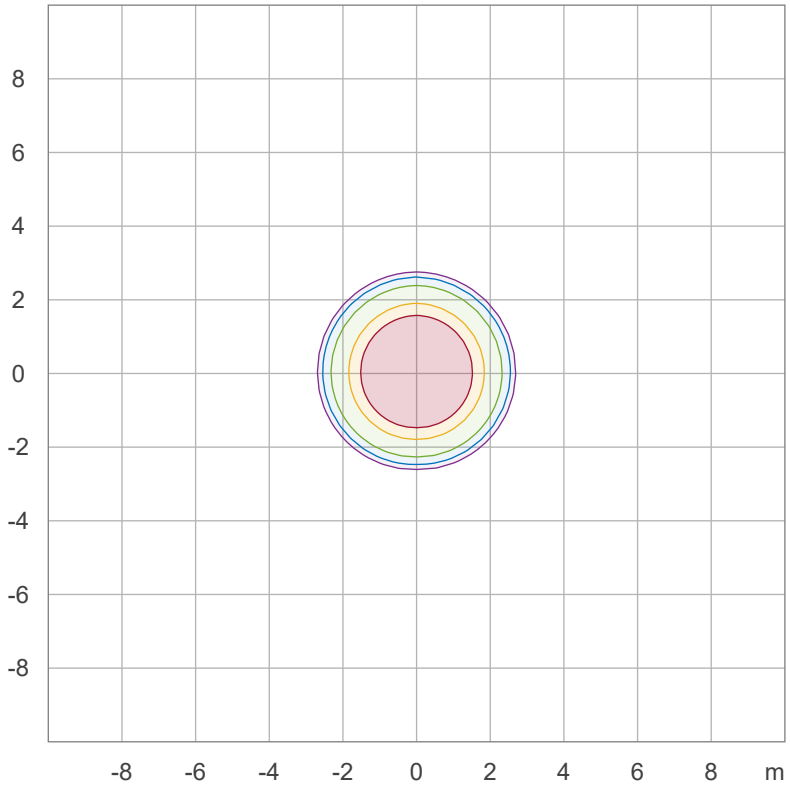

50.0 %	46.3 lx
30.0 %	27.8 lx
10.0 %	9.3 lx
5.0 %	4.6 lx
3.0 %	2.8 lx

Peak illuminance: 92.6 lx
Mounting height: 3.0 m
Number of c-planes: 4

Linear intensity distribution

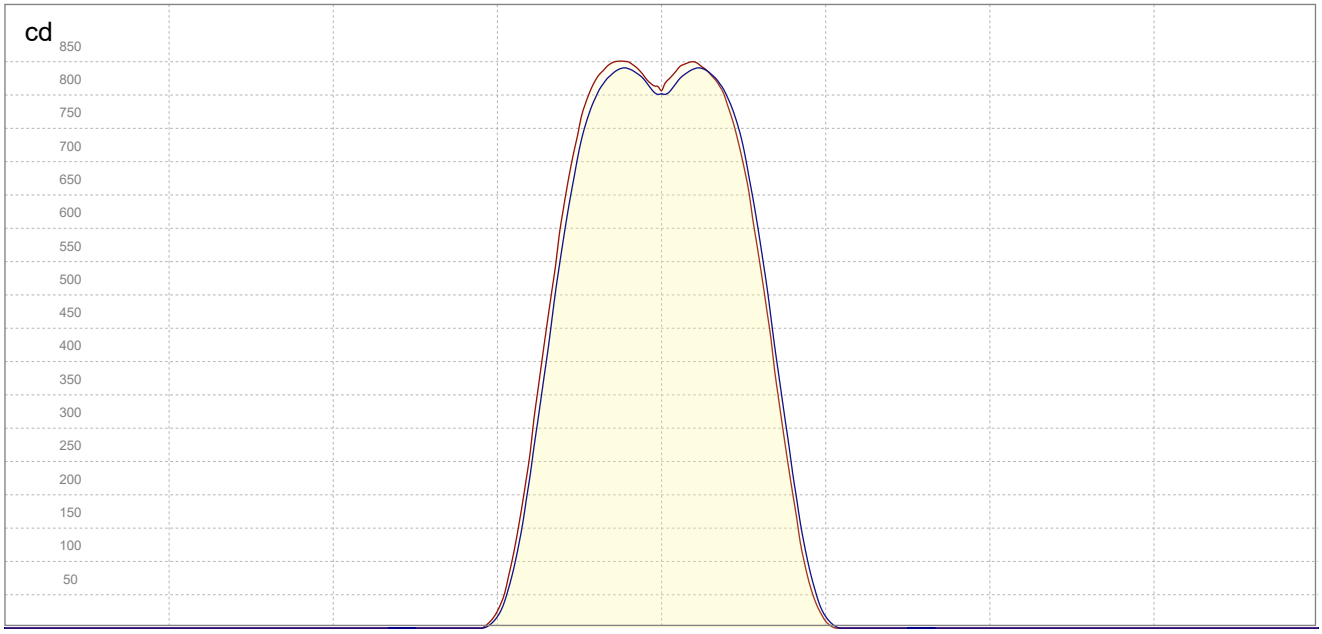

C0 - C180
C90 - C270

IESNA TM-15-07 Luminaire Classification System For Outdoor Luminaires

BUG rating B1 U0 G0

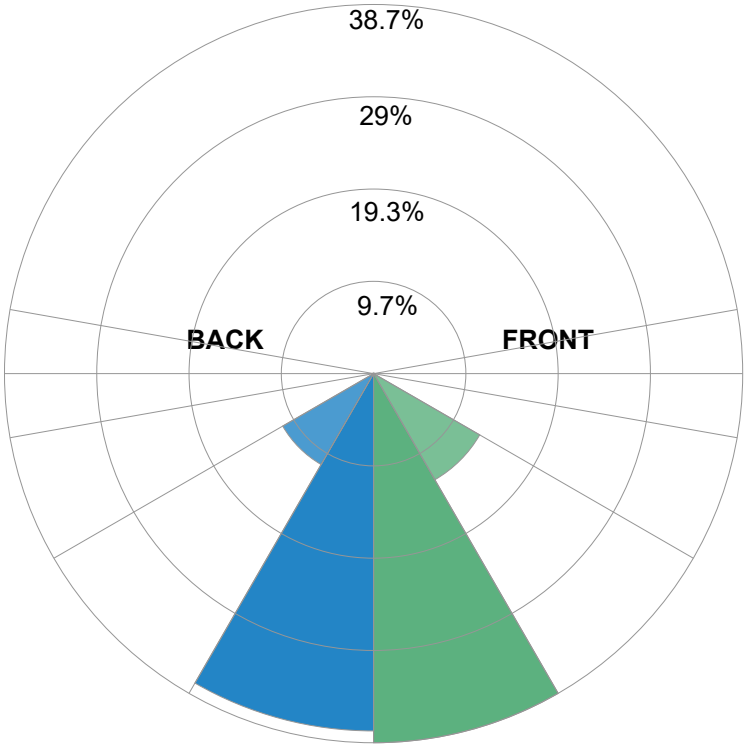

Forward Light			
Low (0-30°)	306.6	lm	38.7%
Medium (30-60°)	101.8	lm	12.8%
High (60-80°)	0	lm	0%
Very High	0	lm	0%
Back Light			
Low (0-30°)	296.8	lm	37.5%
Medium (30-60°)	87.2	lm	11%
High (60-80°)	0	lm	0%
Very High	0	lm	0%
Uplight			
Low (90-100°)	0	lm	0%
High (100-180°)	0	lm	0%
Total			
Sum	792	lm	100%

Test report

Light measurement results

Print date 10/9/2025

Laboratory and Equipment

Test lab	n/a - serial: n/a sensor serial: n/a
Spectrometer Manufacturer and Model	n/a, n/a – n/a
Measurement date	9/10/2025

Measurement Conditions

Tested c-planes	5 – distance {C_PLANES_DIST}°
Tested gamma angles	181 – {H_PLANES_DIST}°
Input Power	- W

Tested Light Source

Luminaire	QuikBeam
Basic Luminous Shape	SPOT
Item No.	
Manufacturer	Astera

Main Light Measurement Results

Output – Total Lumen (Up% / Down%)	877 lm – 0% / 100%
Efficiency	n/a lm/W
Peak Intensity	943 cd
Correlated Color Temperature, CCT	4000 K
Color Rendering Index	CRI 0.0

Polar light distribution diagram

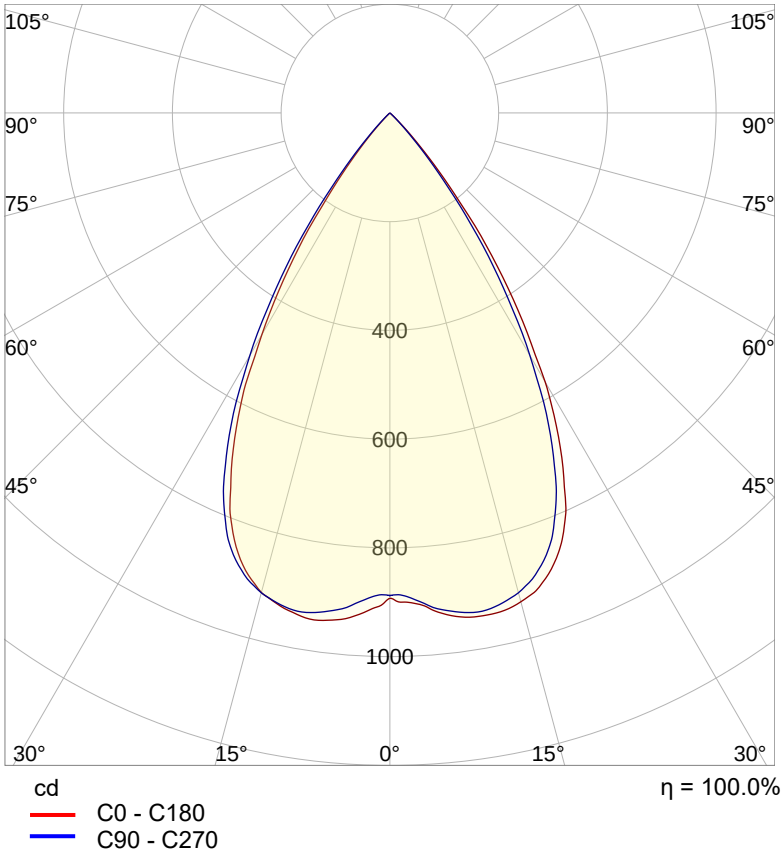

Test report

Light measurement results

Print date 10/9/2025

Beam details

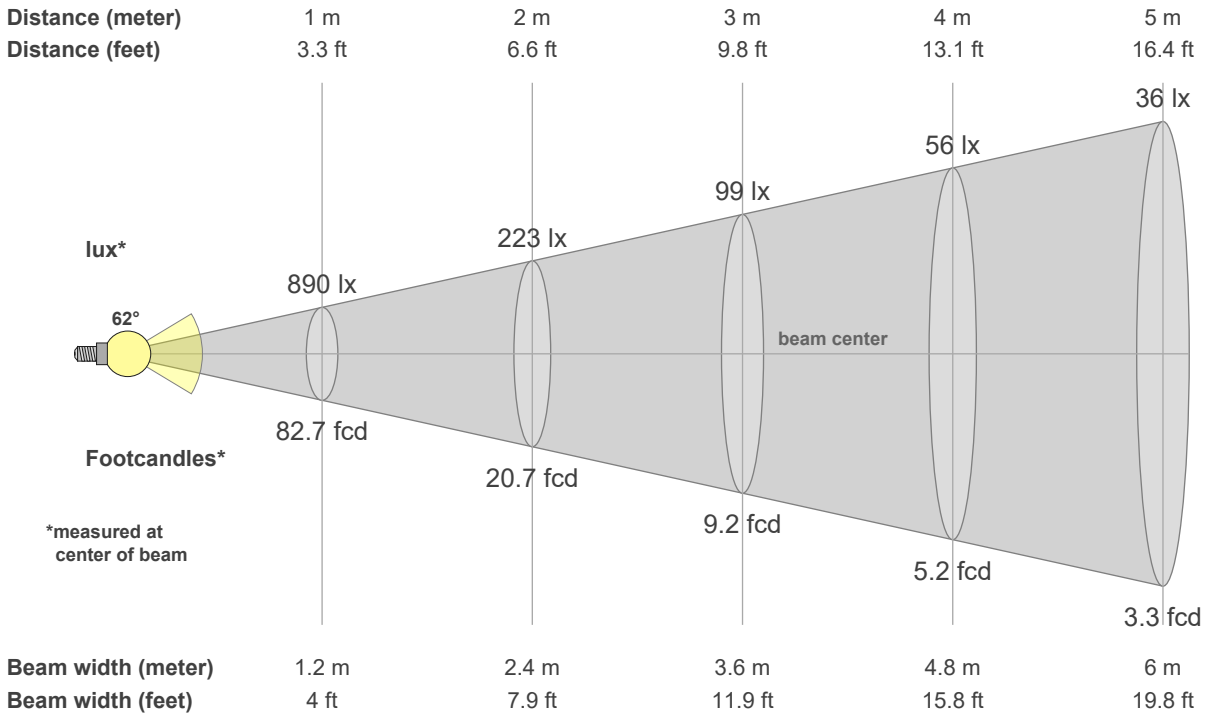

Luminaire budgetary diagram

LAMPS (number of lamps)

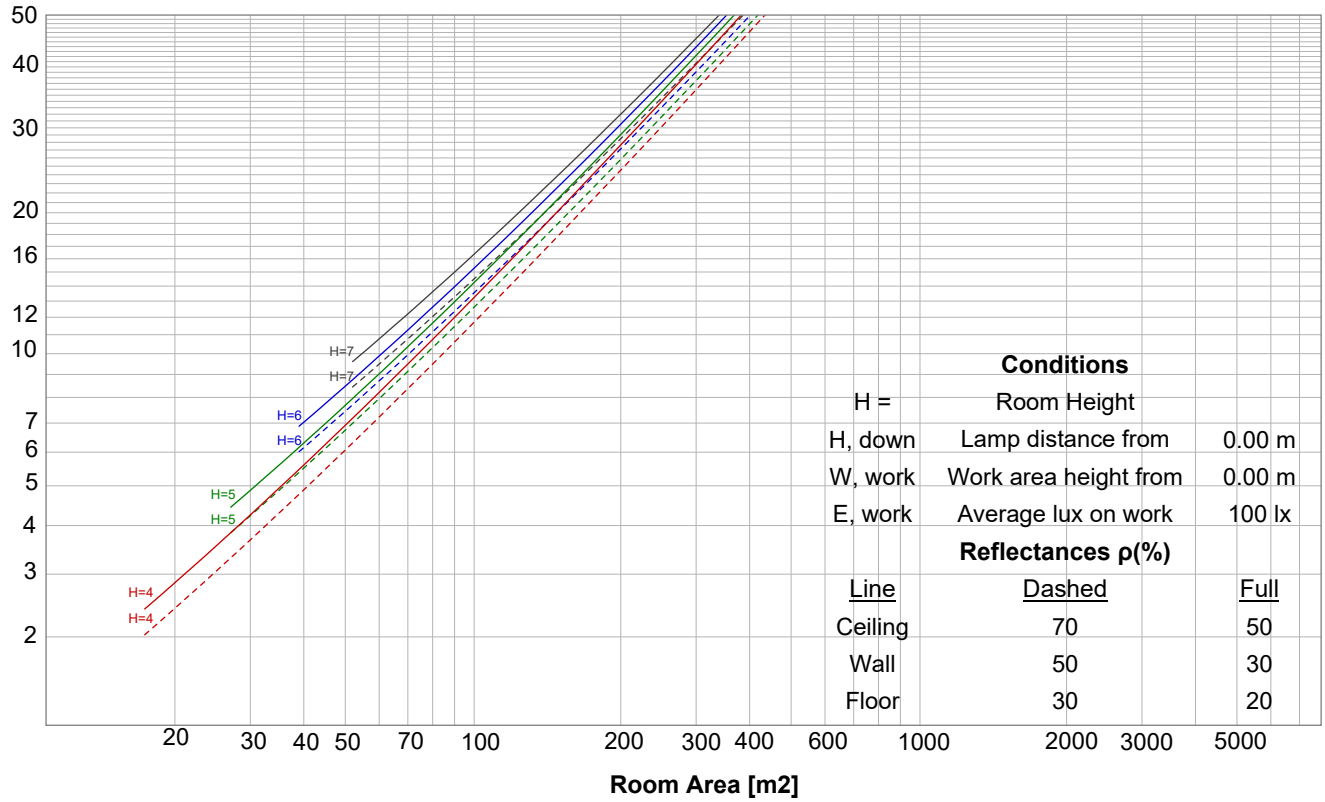

Iso-intensity Diagram (Iso-candela)

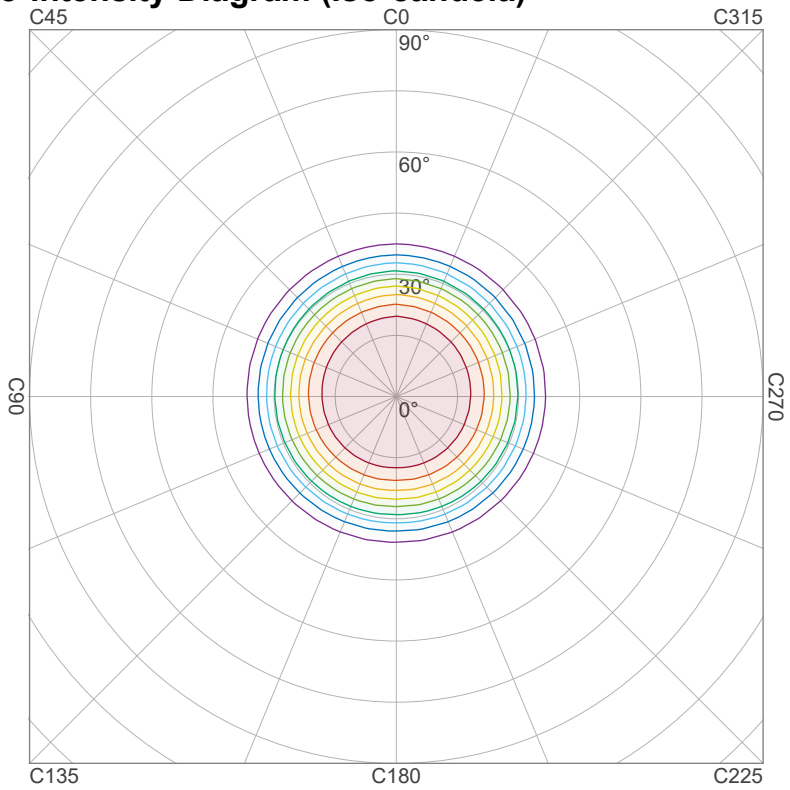

90 %	848.3 cd
80 %	754.0 cd
70 %	659.8 cd
60 %	565.5 cd
50 %	471.3 cd
40 %	377.0 cd
30 %	282.8 cd
20 %	188.5 cd
10 %	94.3 cd

Peak intensity: 942.5 cd
Number of c-planes: 4

Iso-illuminance Diagram (Iso-lux)

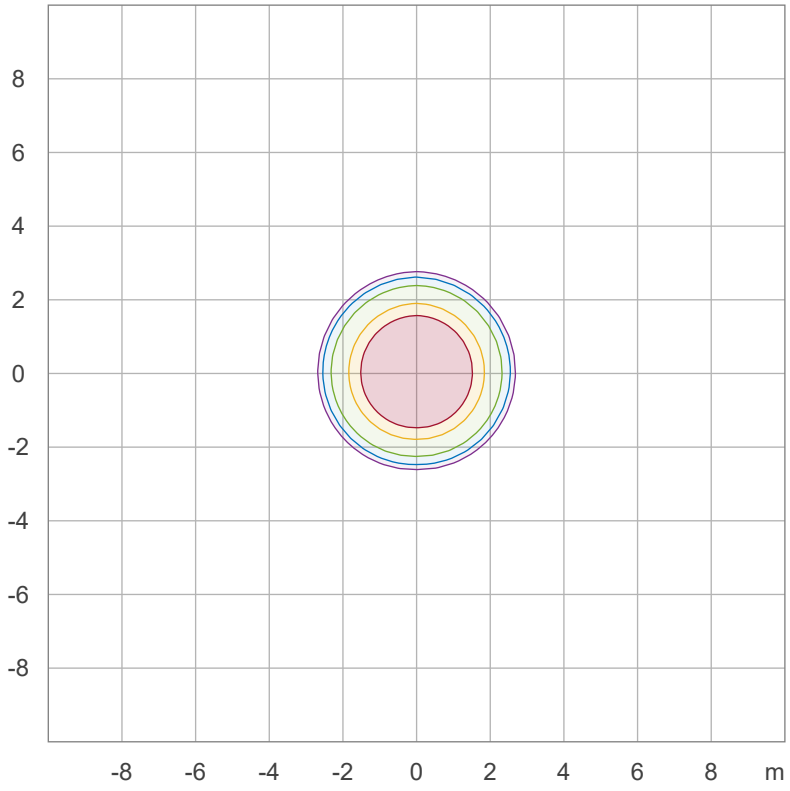

50.0 %	51.3 lx
30.0 %	30.8 lx
10.0 %	10.3 lx
5.0 %	5.1 lx
3.0 %	3.1 lx

Peak illuminance: 102.6 lx
Mounting height: 3.0 m
Number of c-planes: 4

Linear intensity distribution

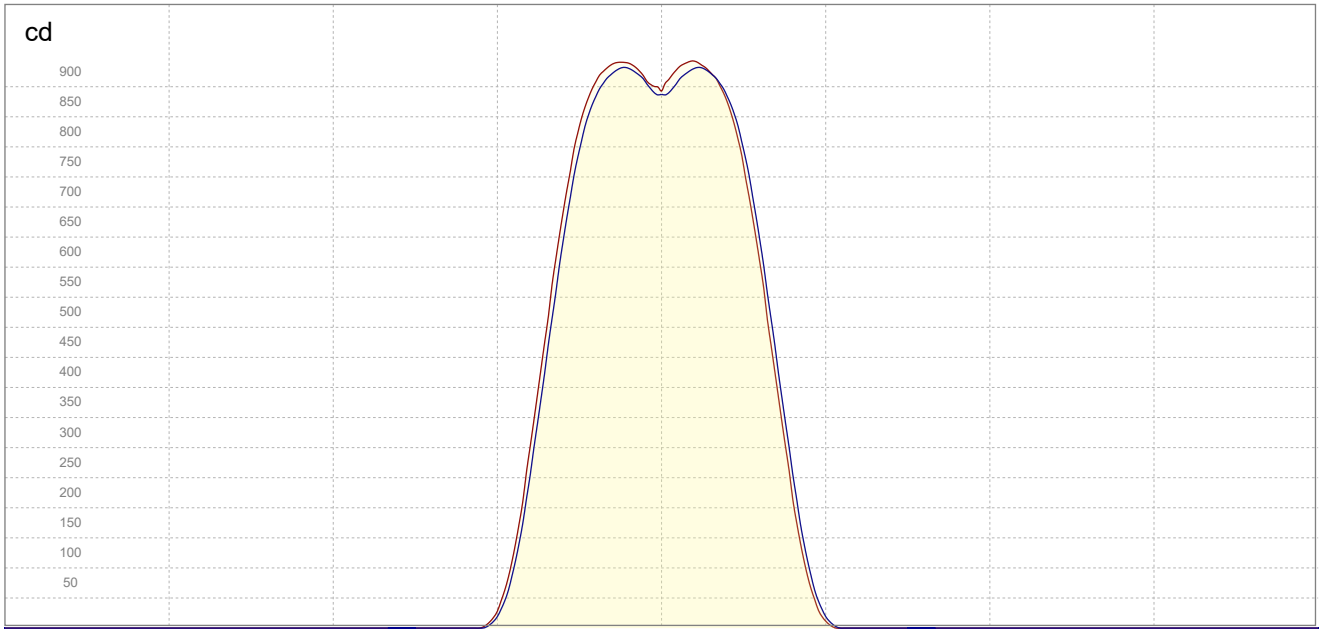

C0 - C180
C90 - C270

IESNA TM-15-07 Luminaire Classification System For Outdoor Luminaires

BUG rating B1 U0 G0

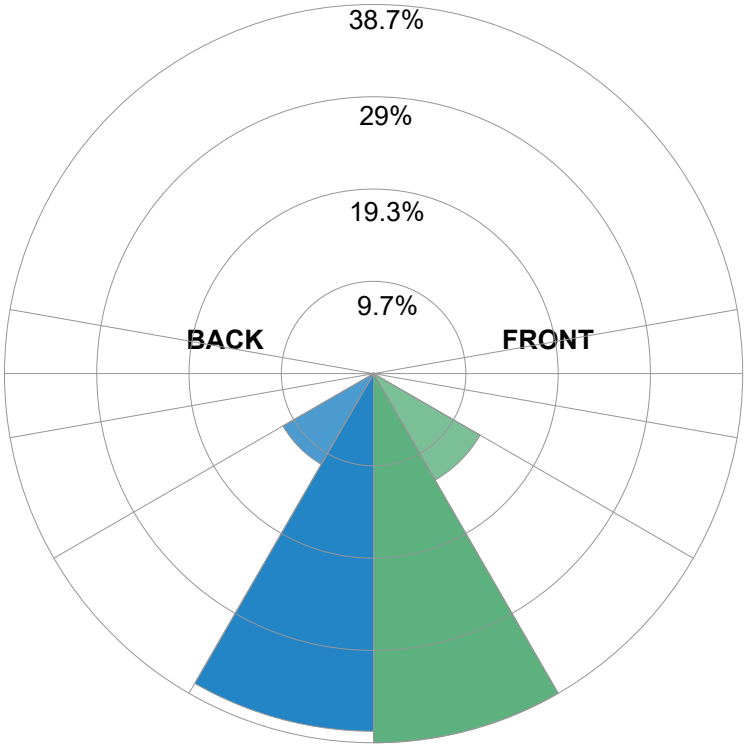

Forward Light			
Low (0-30°)	339.4	lm	38.7%
Medium (30-60°)	113.1	lm	12.9%
High (60-80°)	0	lm	0%
Very High	0	lm	0%
Back Light			
Low (0-30°)	328.8	lm	37.5%
Medium (30-60°)	96.3	lm	11%
High (60-80°)	0	lm	0%
Very High	0	lm	0%
Uplight			
Low (90-100°)	0	lm	0%
High (100-180°)	0	lm	0%
Total			
Sum	877	lm	100%

Test report

Light measurement results

Print date 10/9/2025

Laboratory and Equipment

Test lab	n/a - serial: n/a sensor serial: n/a
Spectrometer Manufacturer and Model	n/a, n/a – n/a
Measurement date	9/10/2025

Measurement Conditions

Tested c-planes	5 – distance {C_PLANES_DIST}°
Tested gamma angles	181 – {H_PLANES_DIST}°
Input Power	- W

Tested Light Source

Luminaire	QuikBeam
Basic Luminous Shape	SPOT
Item No.	
Manufacturer	Astera

Main Light Measurement Results

Output – Total Lumen (Up% / Down%)	924 lm – 0% / 100%
Efficiency	n/a lm/W
Peak Intensity	991 cd
Correlated Color Temperature, CCT	5500 K
Color Rendering Index	CRI 0.0

Polar light distribution diagram

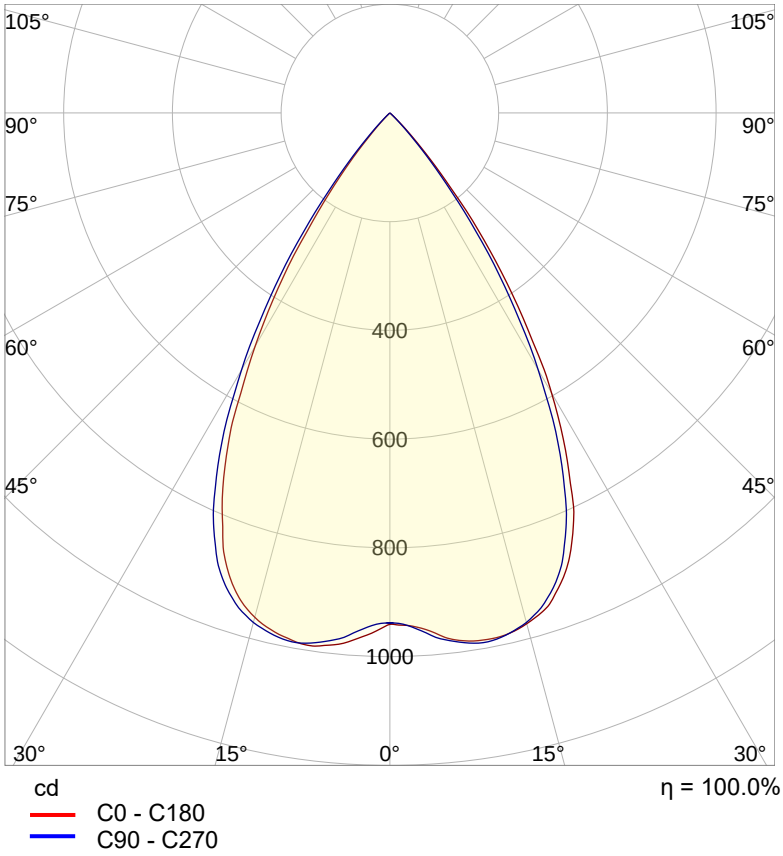

Test report

Light measurement results

Print date 10/9/2025

Beam details

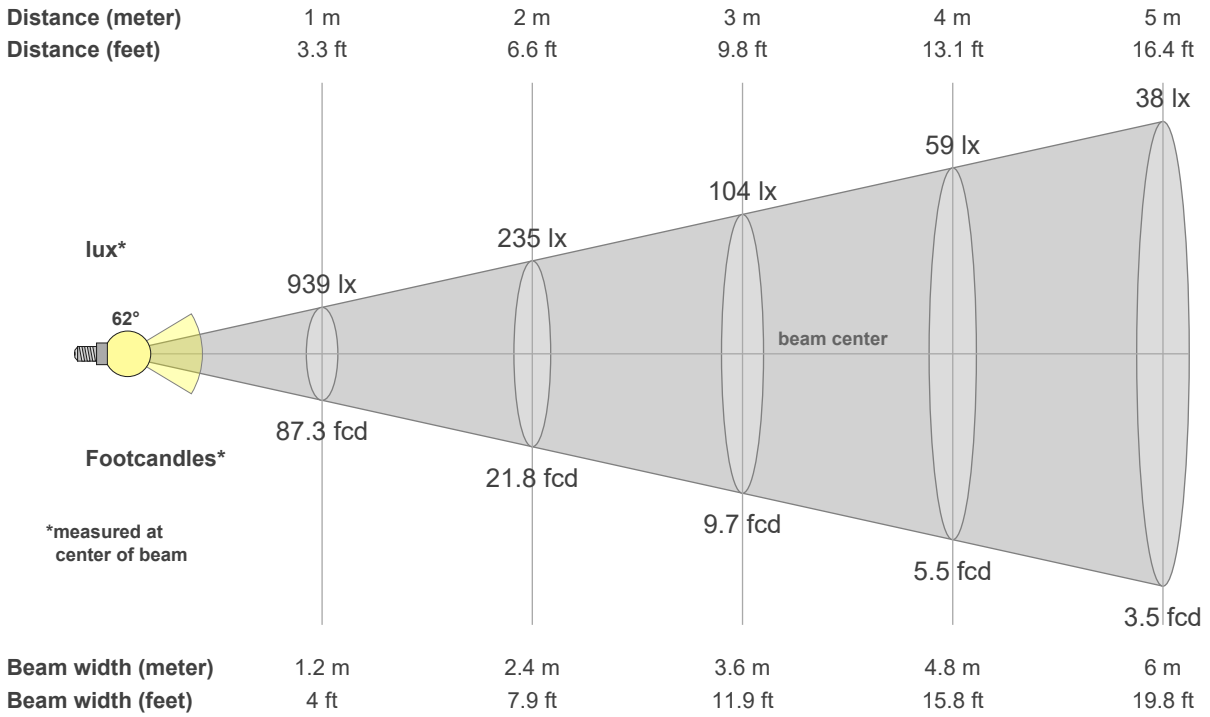

Luminaire budgetary diagram

LAMPS (number of lamps)

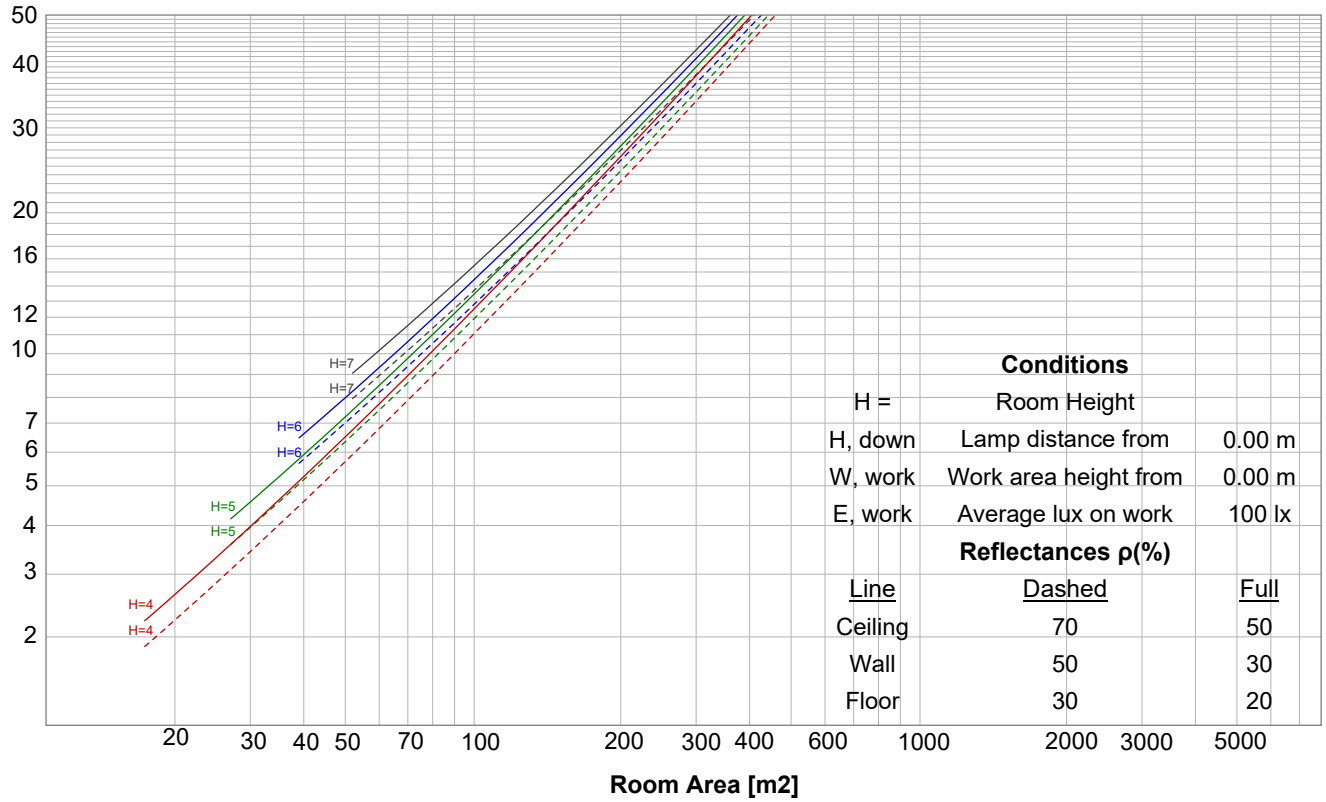

Iso-intensity Diagram (Iso-candela)

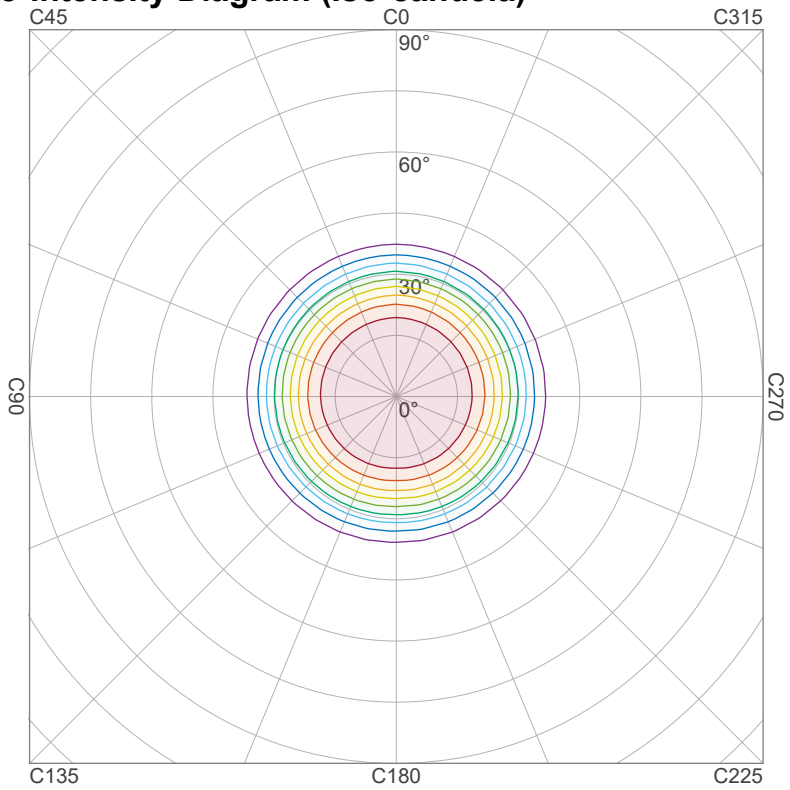

90 %	891.5 cd
80 %	792.4 cd
70 %	693.4 cd
60 %	594.3 cd
50 %	495.3 cd
40 %	396.2 cd
30 %	297.2 cd
20 %	198.1 cd
10 %	99.1 cd

Peak intensity: 990.5 cd
Number of c-planes: 4

Iso-illuminance Diagram (Iso-lux)

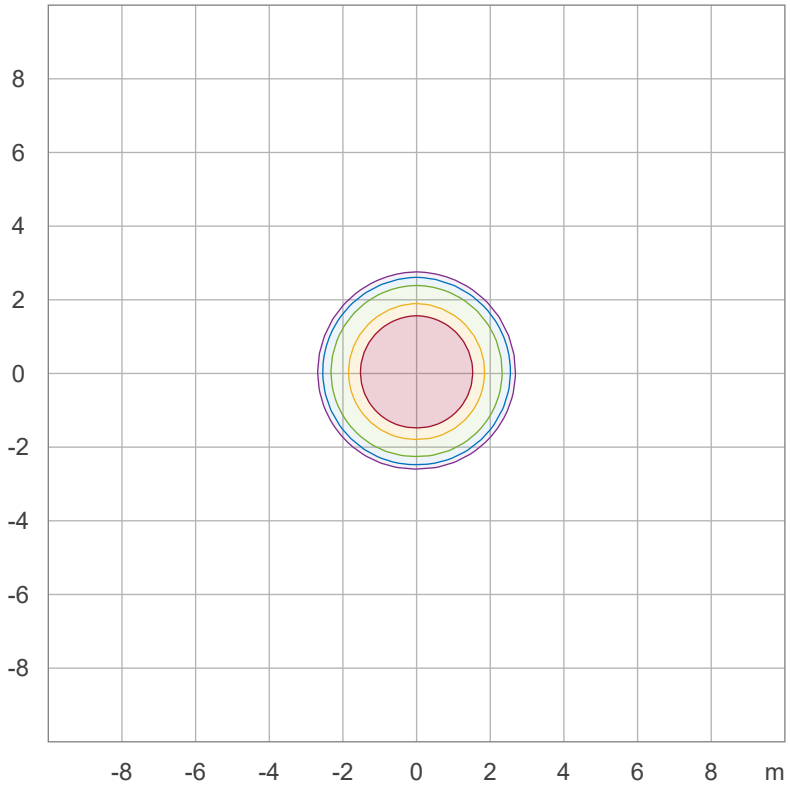

50.0 %	53.8 lx
30.0 %	32.3 lx
10.0 %	10.8 lx
5.0 %	5.4 lx
3.0 %	3.2 lx

Peak illuminance: 107.6 lx
Mounting height: 3.0 m
Number of c-planes: 4

Linear intensity distribution

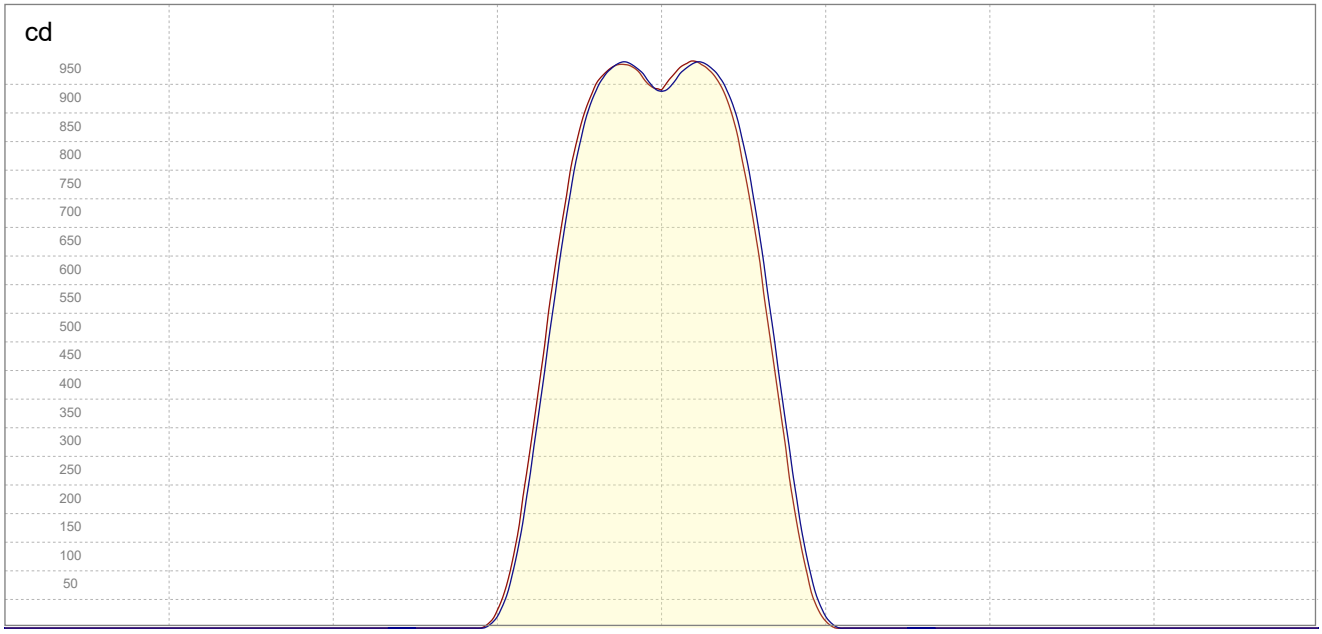

C0 - C180
C90 - C270

IESNA TM-15-07 Luminaire Classification System For Outdoor Luminaires

BUG rating B1 U0 G0

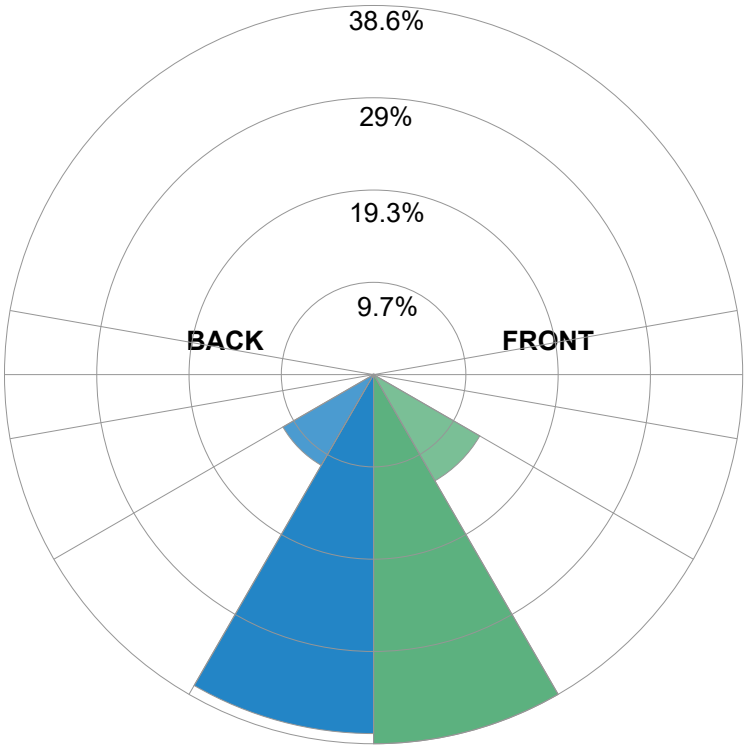

Forward Light			
Low (0-30°)	357.2	lm	38.6%
Medium (30-60°)	118.6	lm	12.8%
High (60-80°)	0	lm	0%
Very High	0	lm	0%
Back Light			
Low (0-30°)	347.3	lm	37.6%
Medium (30-60°)	101.3	lm	11%
High (60-80°)	0	lm	0%
Very High	0	lm	0%
Uplight			
Low (90-100°)	0	lm	0%
High (100-180°)	0	lm	0%
Total			
Sum	924	lm	100%

Test report

Light measurement results

Print date 10/9/2025

Laboratory and Equipment

Test lab	n/a - serial: n/a sensor serial: n/a
Spectrometer Manufacturer and Model	n/a, n/a – n/a
Measurement date	9/10/2025

Measurement Conditions

Tested c-planes	5 – distance {C_PLANES_DIST}°
Tested gamma angles	181 – {H_PLANES_DIST}°
Input Power	- W

Tested Light Source

Luminaire	QuikBeam
Basic Luminous Shape	SPOT
Item No.	
Manufacturer	Astera

Main Light Measurement Results

Output – Total Lumen (Up% / Down%)	953 lm – 0% / 100%
Efficiency	n/a lm/W
Peak Intensity	1026 cd
Correlated Color Temperature, CCT	6500 K
Color Rendering Index	CRI 0.0

Polar light distribution diagram

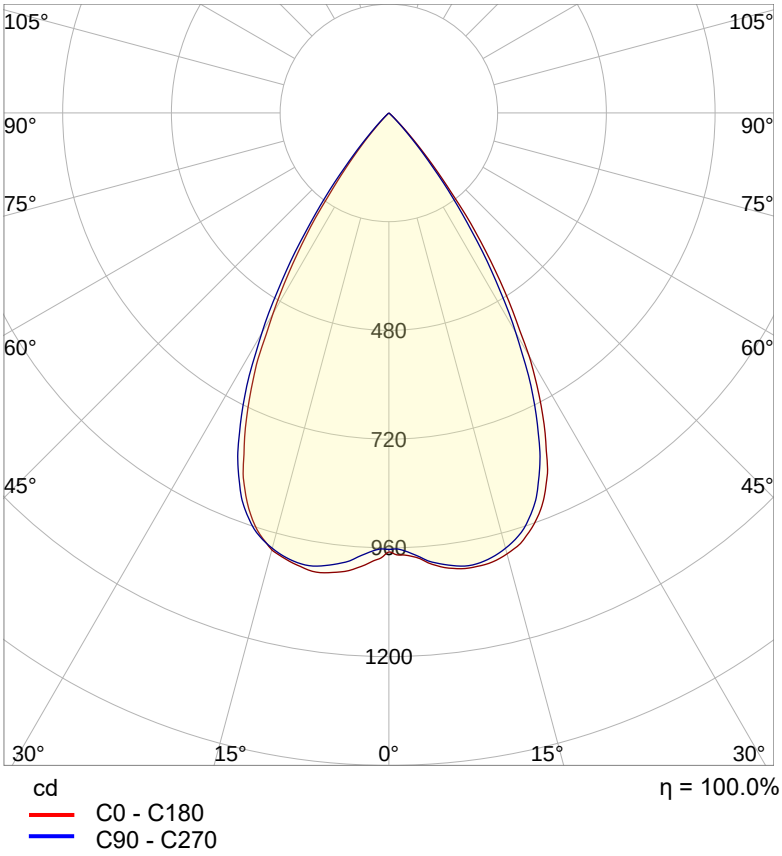

Test report

Light measurement results

Print date 10/9/2025

Beam details

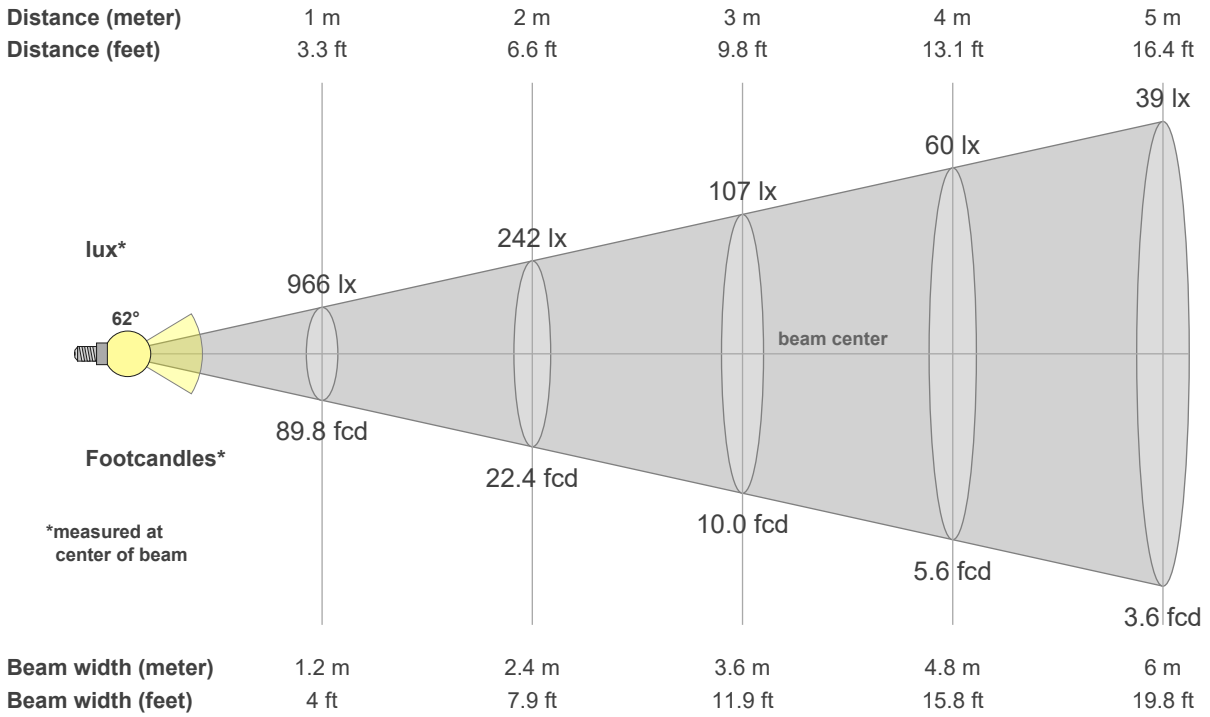

Luminaire budgetary diagram

LAMPS (number of lamps)

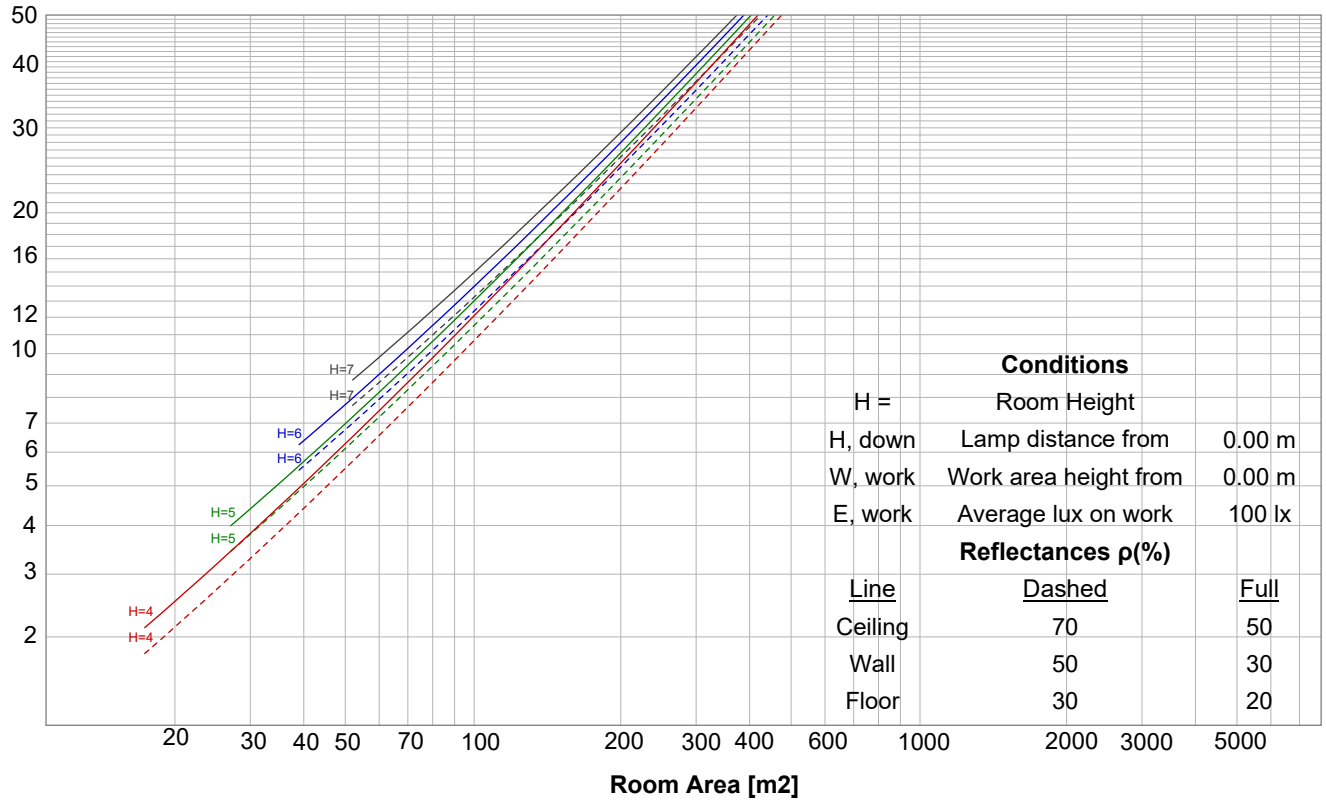

Iso-intensity Diagram (Iso-candela)

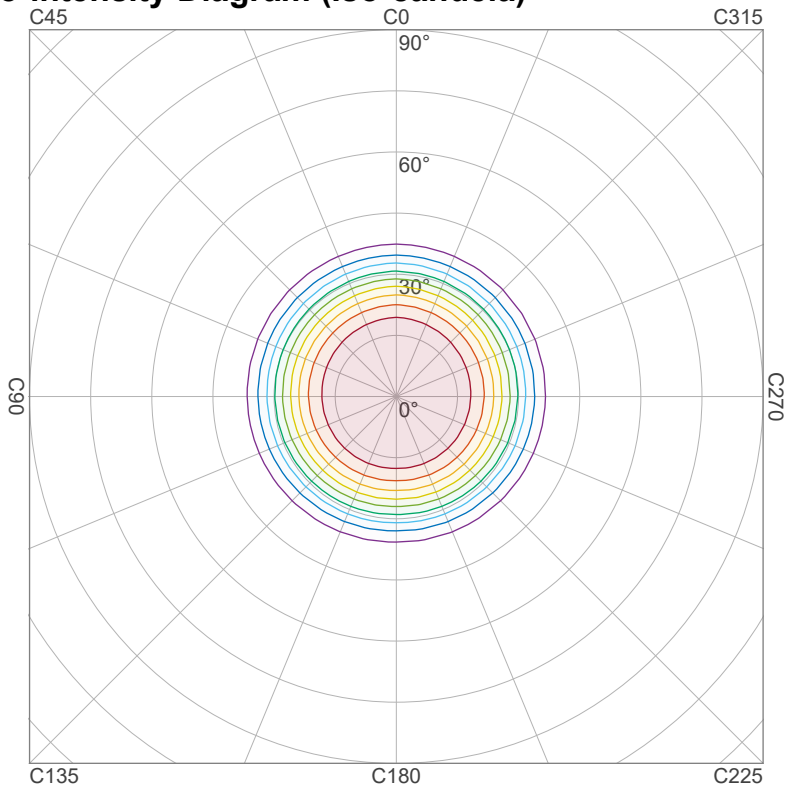

90 %	923.5 cd
80 %	820.9 cd
70 %	718.3 cd
60 %	615.7 cd
50 %	513.1 cd
40 %	410.4 cd
30 %	307.8 cd
20 %	205.2 cd
10 %	102.6 cd

Peak intensity: 1026.1 cd
Number of c-planes: 4

Iso-illuminance Diagram (Iso-lux)

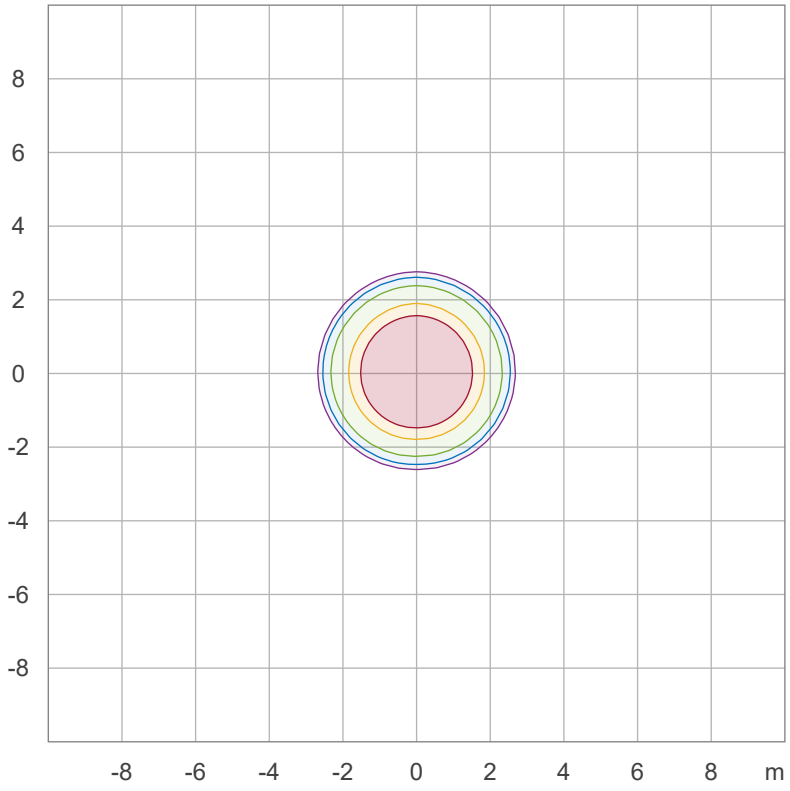

50.0 %	55.7 lx
30.0 %	33.4 lx
10.0 %	11.1 lx
5.0 %	5.6 lx
3.0 %	3.3 lx

Peak illuminance: 111.4 lx
Mounting height: 3.0 m
Number of c-planes: 4

Linear intensity distribution

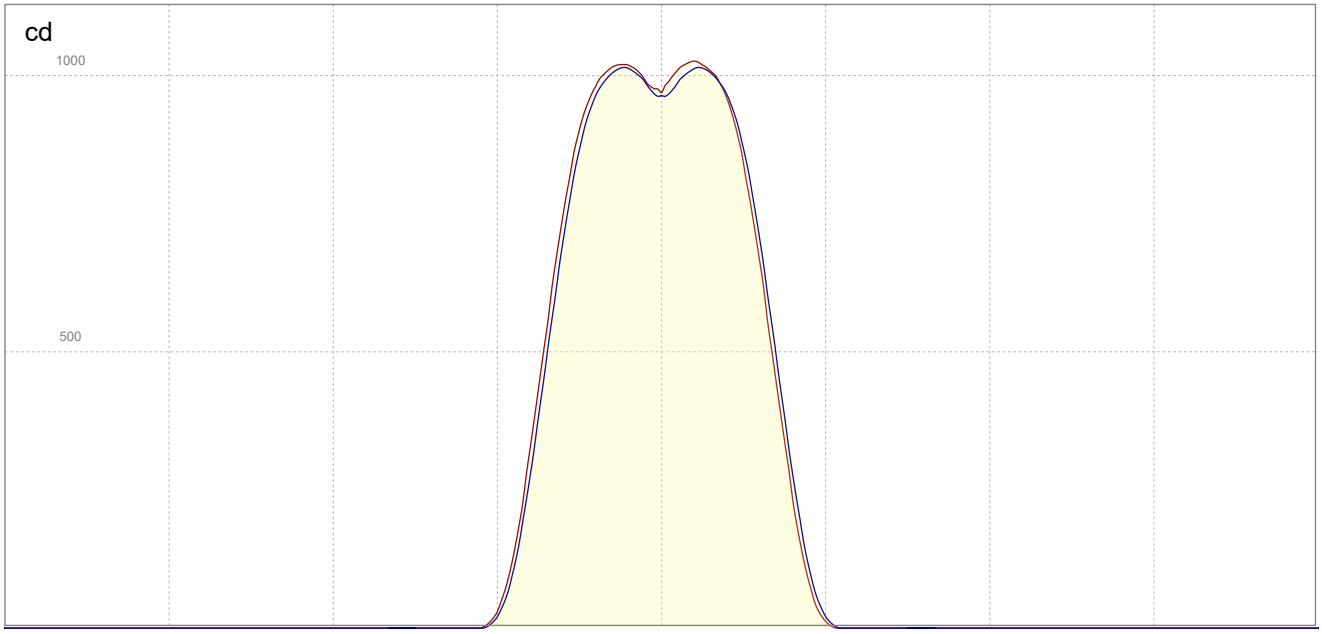

C0 - C180
C90 - C270

IESNA TM-15-07 Luminaire Classification System For Outdoor Luminaires

BUG rating B1 U0 G0

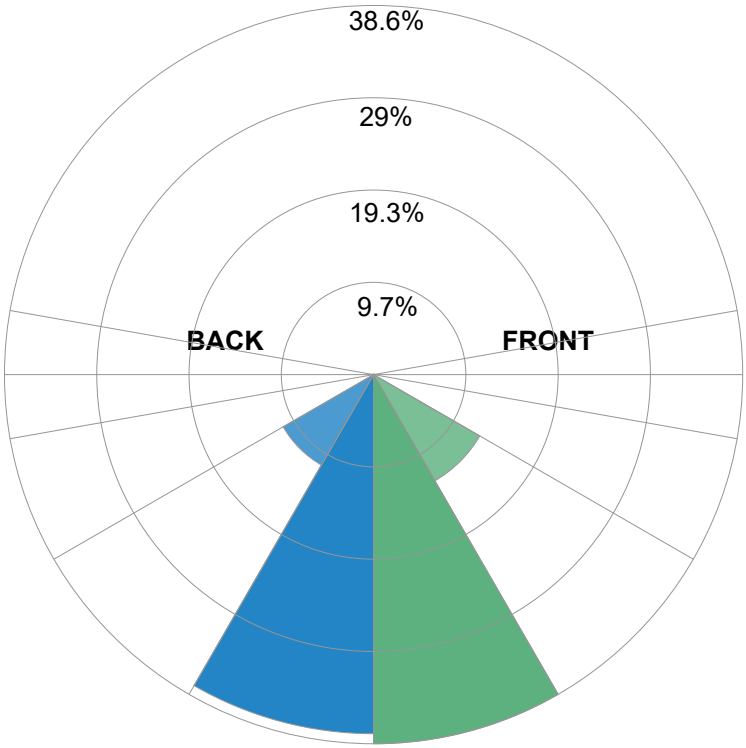

Forward Light			
Low (0-30°)	368.5	lm	38.6%
Medium (30-60°)	122.3	lm	12.8%
High (60-80°)	0	lm	0%
Very High	0	lm	0%
Back Light			
Low (0-30°)	358.5	lm	37.6%
Medium (30-60°)	104.2	lm	10.9%
High (60-80°)	0	lm	0%
Very High	0	lm	0%
Uplight			
Low (90-100°)	0	lm	0%
High (100-180°)	0	lm	0%
Total			
Sum	953	lm	100%